

Fiscal Year 2025

PROPOSED BUDGET

HARRIS COUNTY



COUNTY OF HARRIS



PROPOSED ANNUAL BUDGET

FISCAL YEAR 2025

OCTOBER 1, 2024 – SEPTEMBER 30, 2025

COMMISSIONERS COURT

Lina Hidalgo

County Judge

Rodney Ellis

Commissioner, Precinct 1

Adrian Garcia

Commissioner, Precinct 2

Tom S. Ramsey, P.E.

Commissioner, Precinct 3

Lesley Briones

Commissioner, Precinct 4

**PREPARED BY THE OFFICES OF COUNTY ADMINISTRATION AND
MANAGEMENT AND BUDGET**

Diana Ramirez, County Administrator

Daniel Ramos, Budget Director

Current and former employees who contributed to the development of the FY25 Budget listed below.

Amiel Chen	Jeff Jackson	Paige Abernathy
Amy Perez	Jenniffer Rubio	Paul Fagin
Adam Prosk	Jimmel Aquino	Rhea Woodcock
Bhumit Shah	Jorge Godinez	Romeo Solis
Brianna Jenkins	Kevin Seat	Ronny Velez
Brooke Boyett	Leah Barton	Shain Carrizal
Camilla Flores-Reyes	Lindsey Anderson	Sheronda Drew
Deandre Prince	Lisa Lin	Taylor Wright
Dominic Lai	Lucinda Silva	Trudy-Ann Durace
Gloria Martinez	Mason Natale	Wanwei Tang
Hank Griffith	Melvic Degracia	Wendi Welch
Janet Gonzalez	Mike Mattingly	William McGuinness

Commissioners Court



Lina Hidalgo

County Judge



Rodney Ellis

Precinct 1



Adrian Garcia

Precinct 2



Tom S. Ramsey, P.E.

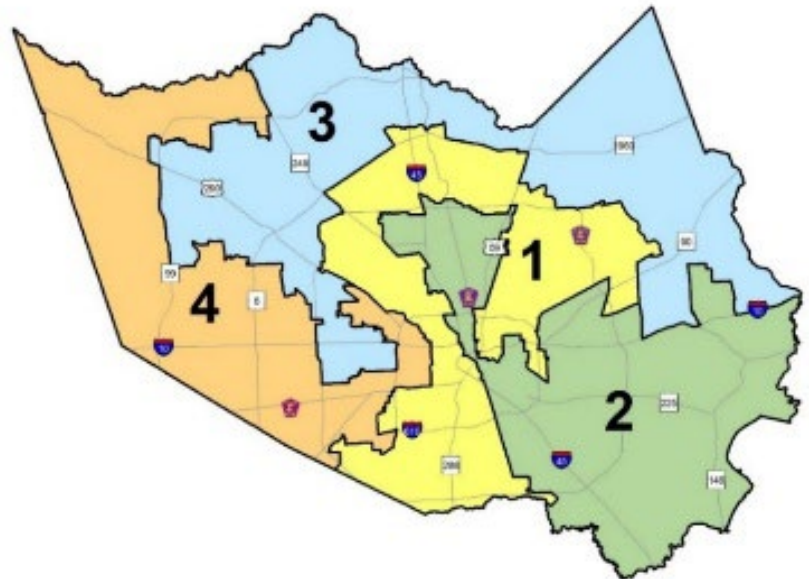
Precinct 3



Lesley Briones

Precinct 4

Harris County Precincts



Message from the Budget Director

Honorable Judge and Commissioners:

I am pleased to present the proposed budget for Harris County, encompassing both the General Fund, the Harris County Toll Road Authority (HCTRA), Harris County Hospital District, and the Flood Control District.

During FY25, Harris County was directly impacted by multiple weather events: the Spring 2024 Flood, the May Windstorm, and Hurricane Beryl, which have fiscal implications. In Texas, there are state-sanctioned options for taxation of disaster areas, and Harris County has exercised that statute to help the County recover by raising additional funds. This budget proposal takes a portion of those funds and reinvests a portion of it into the Public Contingency Fund to aid in the clean-up after these weather events and to prepare for future disasters. The budget also reflects the Commissioners' Court decision to go to the voters for a \$100M increase to Harris County Flood Control's revenue to ensure the County's infrastructure and, thus, residents are better prepared for future disasters.

Additionally, OMB sought to reduce the County's general fund deficit sustainably in this budget while better aligning spending with the recently adopted strategic plan. To that effort, OMB has outlined revenue generation and saving opportunities as a part of a 5-year plan to reduce the deficit, of which \$26M of options are incorporated in this year's budget. The County's investments made in this budget are defined by the goals and objectives as part of the strategic framework that the Court approved in April of this year. This budget reflects the County's commitment to the justice system, with three new district courts opening and a historic investment in the Public Defender. This budget includes \$50M for compensation to implement the compensation and pay equity study currently being conducted for County employees.

Outside of the proposed operating budget, the County issues long-term debt instruments such as bonds to fund capital improvements, such as infrastructure improvements, transportation systems, and more. In FY24, Harris County issued \$1.7B of new debt to fund these types of initiatives. All the while, the County has maintained a high credit rating by demonstrating a low default risk.

I greatly appreciate your consideration of the proposed budget.



Daniel Ramos
Executive Director
Harris County Office of Management and Budget

Proposed Budgets for Fiscal Year 2025

On September 19, 2024, Commissioners Court will consider and may adopt the fiscal year 2025 budgets for Harris County and the Harris County Flood Control District.

The following information is presented to ensure compliance with Texas Local Government Code § 111.067, which requires select information regarding the proposed budget to be presented in 18-point font.

Harris County Budget

This budget will raise more total property taxes than last year's budget by \$244,831,566 (10.7%) and of that amount, \$60,564,868 is tax revenue to be raised from new property added to the tax roll this year.

Harris County Flood Control District Budget

This budget will raise more total property taxes than last year's budget by \$118,974,926 (59.7%) and of that amount, \$7,697,442 is tax revenue to be raised from new property added to the tax roll this year.

Proposed Tax Rates for Fiscal Year 2025

On September 19, 2024, Commissioners Court will consider and may adopt the Harris County property tax rates for tax year 2024, which corresponds to County Fiscal Year 2025. On August 15, 2024, the Commissioners Court adopted 2024 tax rates for Harris County Flood Control District. The adopted Flood Control rates are higher than the Voter Approval Rate and are therefore subject to a tax rate election on November 5, 2024, at which the voters may approve or reject the adopted rates.

The following tables summarize the proposed and adopted Maintenance and Operations (M&O) and Debt Service (I&S) property tax rates for Harris County and Harris County Flood Control District respectively.

Harris County property tax rates per \$100 of taxable value for the preceding and current fiscal years:

Property Tax Rates (per \$100)	FY24	Proposed FY25
Adopted M&O Tax Rate	0.30281	0.33454
Adopted I&S (Debt) Tax Rate	0.04726	0.05075
Total Adopted Tax Rate	0.35007	0.38529
No New Revenue (NNR) M&O Tax Rate	-	0.30101
No New Revenue (NNR) I&S (Debt) Tax Rate	-	0.05075
Total No New Revenue (NNR) Tax Rate	-	0.35176
Voter Approval (VAR) M&O Tax Rate	-	0.33454
Voter Approval (VAR) I&S (Debt) Tax Rate	-	0.05075
Total Voter Approval (VAR) Tax Rate	-	0.38529

Harris County Flood Control District property tax rates per \$100 of taxable value for the preceding and current fiscal years:

Property Tax Rate Comparison (per \$100)	FY23	FY24
Adopted M&O Tax Rate	0.02010	0.03774
Adopted I&S (Debt) Tax Rate	0.01095	0.01123
Total Adopted Tax Rate	0.03105	0.04897
No New Revenue (NNR) M&O Tax Rate	-	0.01977
No New Revenue (NNR) I&S (Debt) Tax Rate	-	0.01123
Total No New Revenue (NNR) Tax Rate	-	0.03100
Voter Approval (VAR) M&O Tax Rate	-	0.02193
Voter Approval (VAR) I&S (Debt) Tax Rate	-	0.01123
Total Voter Approval (VAR) Tax Rate	-	0.03316

Harris County 2024 Tax Rates and Fiscal Year 2025 Proposed Annual Budget

The Harris County Commissioners Court sets the 2024 tax rates for Harris County, the Harris County Flood Control District, the Hospital District, and the Port of Houston Authority. Separate tax rates are set for Maintenance and Operations (M&O) and Debt Service (I&S). M&O tax rate increases are capped by state statute unless voters approve a higher rate at an election. On August 15, 2024, Commissioners Court adopted 2024 tax rates for the Flood Control District that will require a tax rate election in November. The tax rate timeline for 2024 is below and shows the expedited Flood Control process that was required to accommodate the election filing deadline:

Flood Control District	County, Hospital District and Port of Houston
Vote to propose tax rates (August 6)	Vote to propose tax rates (September 10)
Hold a hearing (August 15)	Hold a hearing (September 19)
Adopt rates (August 15)	Formally vote to adopt rates (September 19)

Tax rates were calculated using a certified estimate of taxable values provided by the Harris Central Appraisal District (HCAD) in late July. The County can adopt rates using this certified estimate or may choose to wait and adopt rates based on the certified roll which HCAD provided near the end of August.

The range of tax rates Commissioners Court can adopt is set by statute and cannot exceed the “Voter Approval Rate” (VAR) without an election. If Commissioners Court fails to adopt rates, the rates revert to the “No-New Revenue” (NNR) rates. The Tax Office transmitted the tax rate calculations to Commissioners Court for the County and Flood Control on August 6, 2024, transmitted the calculations for the Port on August 15, 2024 and the Hospital District on September 10, 2024.

This book covers Harris County and Harris County Flood Control District. Budget details for the Hospital District dba Harris Health System and the Port of Houston Authority are presented independently.

Table of Contents

Table of Contents	I	Strategic Objectives.....	27
OVERVIEW OF HARRIS COUNTY	1	Programs and Services	28
County Government	2	Performance Measures	29
Countywide Organizational Chart	3	Five-Year Financial Plan	29
County Profile	4	Capital Improvements Plan (CIP)	31
Population Growth	4	Basis of Budgeting	32
Age	5	Budget Controls.....	32
Diversity	6	REVENUE	33
Median Household Income	7	Introduction	34
Poverty Rate	8	Projected FY25 General Fund Revenue	34
EXECUTIVE SUMMARY	10	Tax Revenue.....	35
Financial Strengths	11	Non-Tax Revenue.....	36
Economy, Growth and Tax Impacts.....	12	Flood Control District	38
Current Level of Service	15	DEBT SERVICE	40
Key Budget Drivers	16	Overview	41
Jail Costs	16	Types of Debt Instruments.....	42
Indigent Defense	16	Historical Debt Service	43
Natural Disasters	17	Road and Park Bonds	45
Health Care Costs	17	Permanent Improvement Bonds (PIB)	45
Contract Patrol	19	Flood Control Contract Tax	46
Federal Aid and American Rescue Plan	19	Flood Control District	46
FEMA Public Assistance Program for COVID-19	21	Harris County Toll Road Authority	48
BUDGET PLAN	22	Hotel Occupancy Tax	48
Approved Revenues and Expenditures	23	Overall Debt to Maturity	49
BUDGET PROCESS AND POLICIES	24	BUDGET RECOMMENDATIONS	50
Budget Process Timeline	25	Make Harris County Safer and More Just	52
Fiscal Year Change	26		
Outcome Budgeting	27		

Focused Objective: Reduce violent crime across the county.	52	Focused Objective: Ensure that Harris County remains the best place in the region to start and grow a business.....	61
Focused Objective: Improve safety and health conditions in the jail.....	53	Focused Objective: Foster more family-wage jobs that ensure worker safety, benefits, and stability across all educational levels.....	62
Focused Objective: Reduce racial, ethnic, and economic disparities in the criminal legal system.	53	Budget Overview	62
Focused Objective: Increase efficiency across the legal system.....	54	Help Residents Achieve Housing Stability.....	63
Budget Overview	54	Focused Objective: Build and preserve affordable housing, particularly for low-income families.	63
Improve Physical and Mental Health Outcomes Across All Communities	57	Focused Objective: Reduce eviction and foreclosure rates among residents.	63
Focused Objective: Improve the health behaviors of community members.....	57	Focused Objective: Transition people experiencing homelessness into permanent housing.	63
Focused Objective: Increase access to quality health care, including preventive and behavioral health.	57	Budget Overview	64
Focused Objective: Improve children's health outcomes.....	58	Connect Our Community with Safe, Reliable, Equitably Distributed, and Well-Maintained Infrastructure.....	65
Budget Overview	58	Focused Objective: Expand and optimize transit options.	65
Minimize the impact of climate change and disasters	59	Focused Objective: Ensure safety and security for all using the county's transportation network in alignment with the County's Vision Zero plan. ...	65
Focused Objective: Reduce GHG emissions from County operations by 40% by 2030.....	59	Focused Objective: Increase access to safe, clean and enjoyable green space.....	65
Focused Objective- Equitably reduce the health, economic, and other impacts of climate change and disasters.	59	Focused Objective: Improve the condition and resilience of county transportation, flood control, and other infrastructure.....	65
Focused Objective: Enhance disaster preparedness and resiliency.	59	Budget Overview	66
Focused Objective: Encourage residents, businesses, and public entities to significantly reduce their environmental footprint for the health of our region.	60	Government Administration/Other.....	67
Budget Overview	60	Background	67
Make Our Economy More Inclusive	61	Budget Overview	67
Focused Objective: Grow the number of minority- and women-owned businesses.....	61	Commissioners Court	69
Focused Objective: Provide workers with training and other support (e.g. childcare) to participate fully in the local economy.	61	Budget Overview	69
		General Government - Department 202 Expenditure Budget Detail	70
		CAPITAL PROGRAM RECOMMENDATIONS	72

FY25 Capital Plan	73
Projected FY25 Capital Plan Needs	73
Projected FY25 Capital Plan Funding Sources	73
FY25 Capital Projects	75
Approved Projects in Progress	75
FY25 Proposed Potential Projects	76
ALL OTHER FUNDS.....	78
Contingency Fund, R&R Fund.....	79
Facility Fund	80
Energy Efficiency Fund	80
Mobility Fund	81
Infrastructure Fund.....	81
IJIS Fund	82
American Rescue Plan.....	83
Debt Service and Capital Funds.....	84
Special Revenue Funds	86
Proprietary Funds	90
Other Funds.....	93
APPENDIX.....	97
Appendix A – Department Budgets.....	98
General Fund Budgets.....	98
Toll Road Operating Funds	102
Flood Control Operating Funds	102
Appendix B – Glossary of Terms.....	103
Appendix C – Department Fund Relationship	109

Overview of Harris County



County Government

Harris County is a political subdivision of the State of Texas and Commissioners Court is the governing body of the County. It is composed of the County Judge elected from the County at large, and four Commissioners, each elected from separate County precincts, all elected for four-year terms. The County Judge is the presiding officer of Commissioners Court. Within Harris County government, there are 87 operating departments, each with an elected official or appointed department head.

In August 2021, the Office of County Administration was created by Commissioners Court to provide day-to-day oversight of County government, as well as coordination with all County elected officials. Some of the agencies with an appointed department head, which previously reported to Commissioners Court, now report through the County Administrator. The County Administrator, who also serves as the County Budget Officer, works to implement goals and policy set by Commissioners Court.

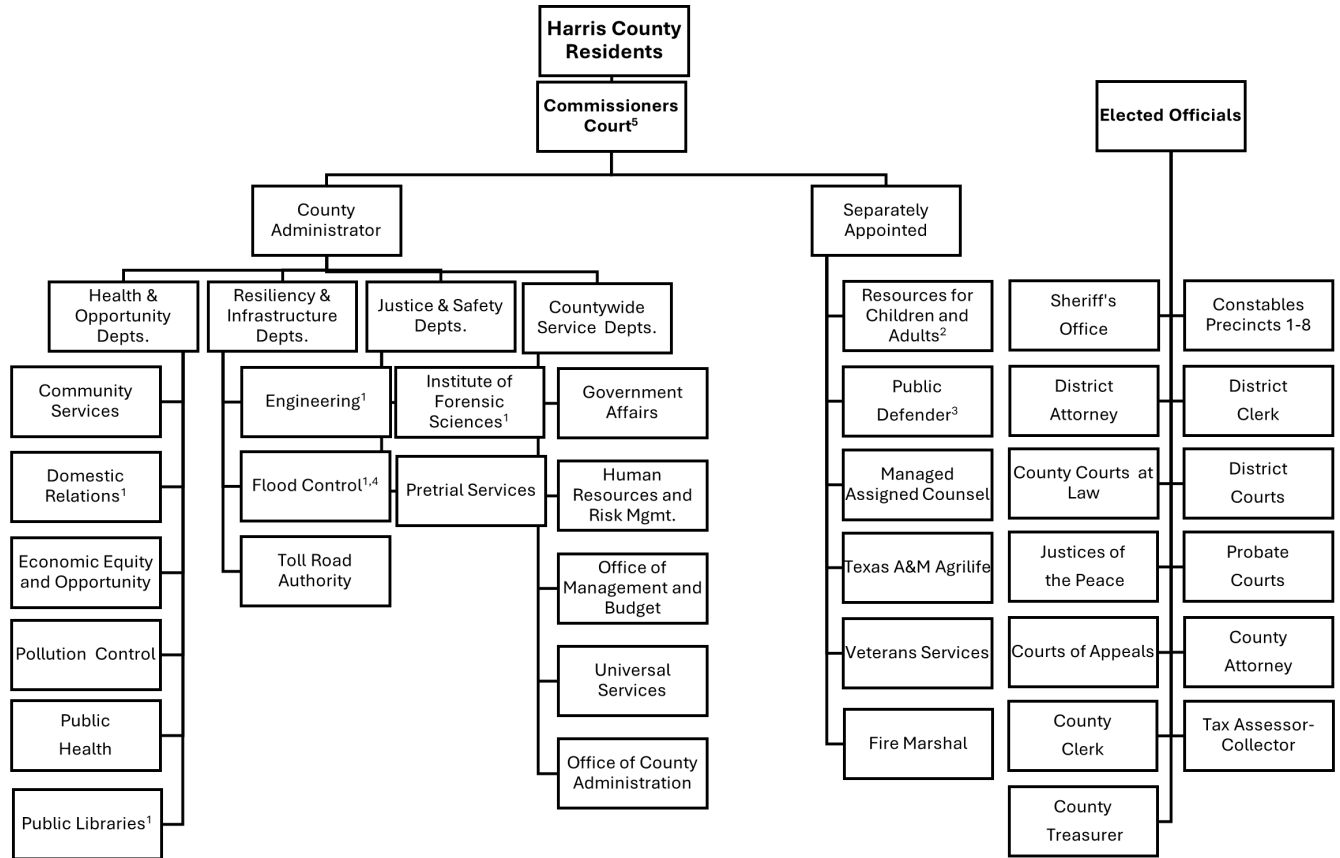
By statute, each year the County Budget Officer must propose a budget and Commissioners Court must approve a budget. The budget appropriates funds to County departments, affiliated agencies, and specific reserve accounts. The budget is a vital policy document which sets priorities for the coming year.

Commissioners Court must approve budgets for the following funds and departments in advance of the next fiscal year, which are covered in this Volume I Budget Book:

- General Fund (including the Public Improvement Contingency Fund and mobility transfers from HCTRA)
- Harris County Toll Road Authority (HCTRA)
- Harris County Flood Control District

Finally, though operations are managed by an appointed board, Commissioners Court also approves the budget for the Hospital District dba Harris Health System (HHS).

Countywide Organizational Chart



Other Departments

- **County Auditor** appointed by District Judges
- **Purchasing Agent** appointed by Purchasing Board
- **Juvenile Probation director** appointed by Juvenile Board
- **Office of Court Management director** appointed by County Criminal Courts at Law Judges
- **District Court Management director** appointed by District Judges
- **Children’s Assessment Center director** appointed by a separate board
- **Civil Service Commission** appointed by Commissioners Court, Sheriff, and District Attorney
- **Law Library director** appointed by County Attorney

Notes

- ¹ Hiring and firing of department head by the County Administrator require ratification by Commissioners Court.
- ² Hiring and firing of department head done by a board or group of elected officials other than Commissioners Court.
- ³ Hiring and firing of department head by Commissioners Court must consider recommendations of a separate board.
- ⁴ County Administrator serves as the Flood Control Manager with the rights and responsibilities set forth in statute to provide oversight of the Flood Control District. A separate Executive Director retains the day-to-day operational duties and powers.
- ⁵ County Judge oversees the Department of Homeland Security and Emergency Management.

County Profile

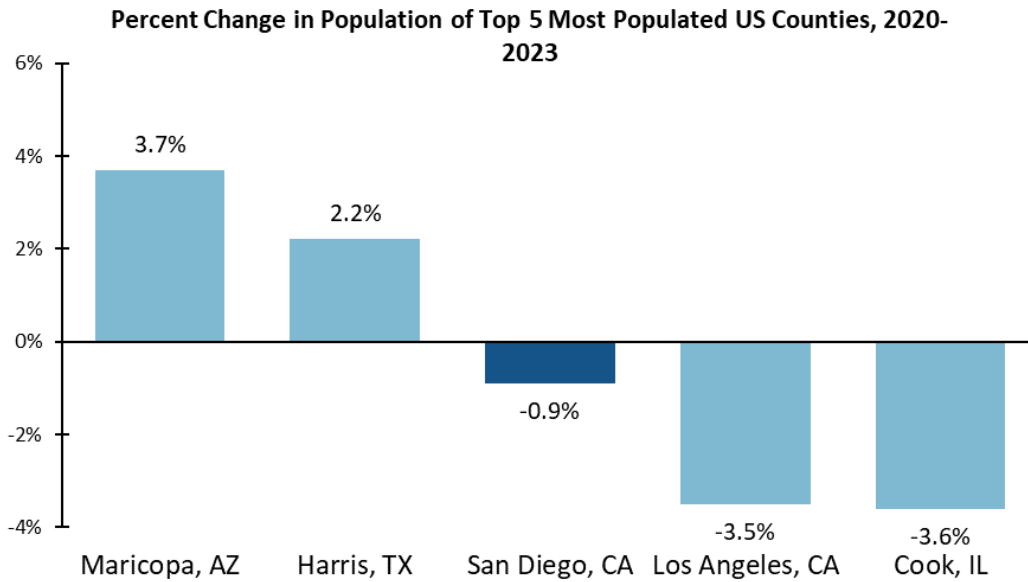
Founded in 1836 and organized in 1837, Harris County is divided into four precincts and governed by a Commissioners Court.

Harris County, Texas is the third largest County in the United States and the largest in Texas, with 2.2M more residents than the next most-populous Texas County. It is home to 4.8M people, including the 2.3M residents of Houston, the County's seat. Covering 1,777 square miles on the Texas Gulf Coast, the County is home to the Port of Houston, and the population is roughly split equally between incorporated and unincorporated areas. Harris County is unique among all counties in the nation for having an unincorporated area with a population of more than 2M residents. If unincorporated Harris County were a city, it would be the second largest city in Texas and the fifth largest city in the U.S. Besides Houston, the County contains all or part of 33 other cities and 12 large unincorporated population clusters, also known as Census Designated Places.

With a real GDP of \$495B, Harris County accounts for 21% of Texas' economic activity and 16% of its population. Its workforce is 2.4M strong, with 67.3% of the population 16 years and older employed. The region's economy is anchored by energy and related industries, but recent years have seen growth in manufacturing, construction, government, education & health services. The Port of Houston, the largest Gulf Coast port and the 5th busiest in the U.S., has also increased its business steadily over the past few years and currently ranks number one in the U.S. in foreign waterborne tonnage. Overall, the County's economy contains more than 100,000 employers. This includes the headquarters of 24 Fortune 500 companies. Out of the 24 companies, the energy sector has dominated the economy.

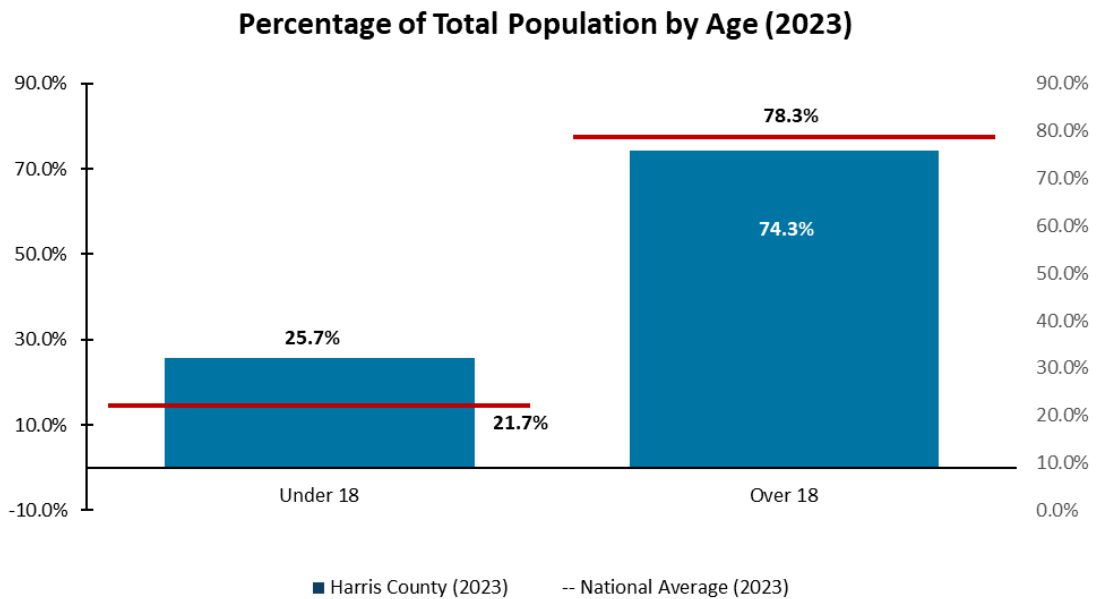
Population Growth

According to the US Census Bureau, between 2020 and 2023 Harris County's population grew by 2.2%, in line with the state's overall growth. Harris County continues to grow as fast or faster than other large counties. As the population grows, the demand for services increases, particularly as the growth has concentrated in the unincorporated parts, where the County is the primary provider of municipal services.



Age

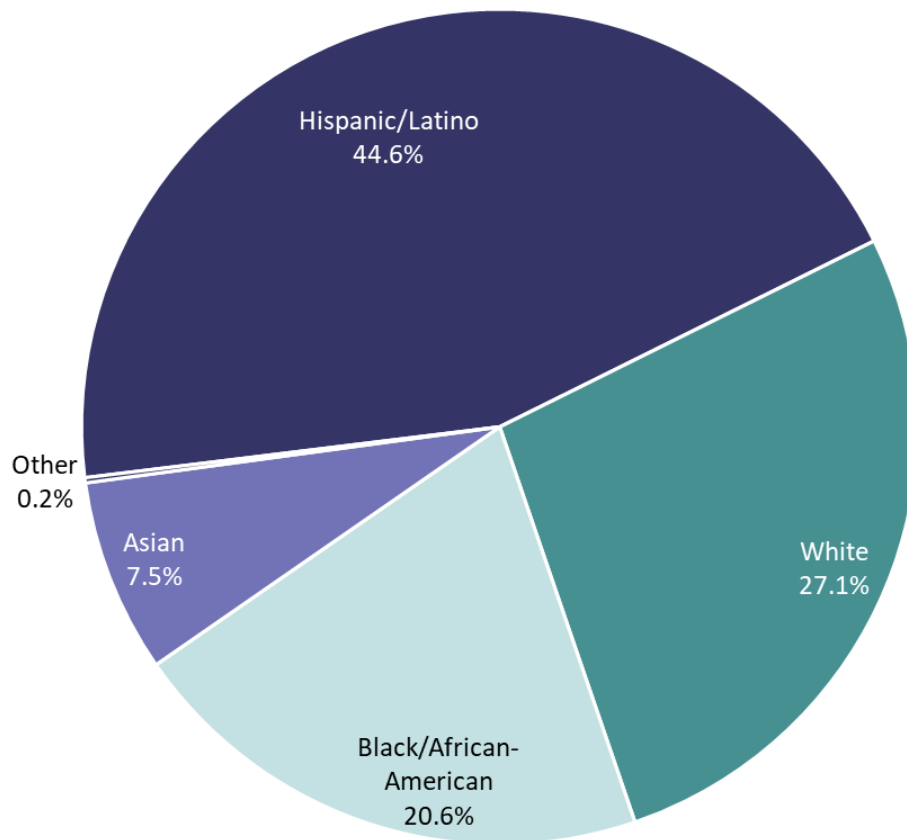
Like much of the nation, the population of Harris County is aging. The share of Harris County’s population that is under 18 has stayed flat from 2020 to 2023 but remains higher than the national average of 21.7%. The population over 18 has stayed flat as well but remains lower than the national average of 78.3%.



Diversity

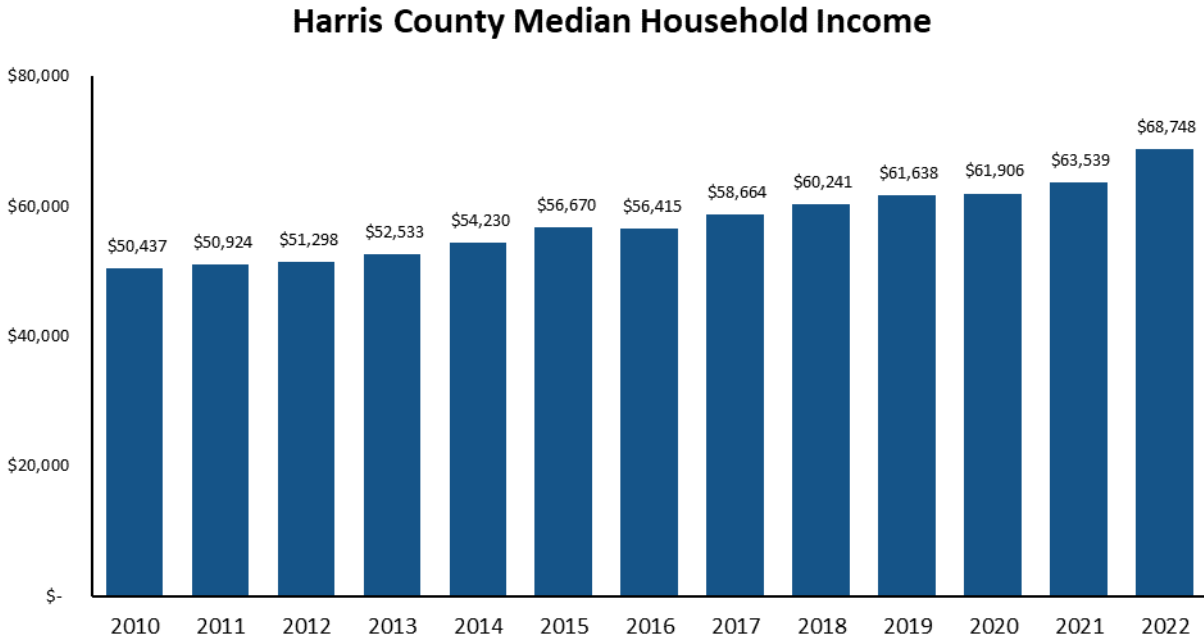
Harris County is one of the most diverse places in the country. More than a quarter of its residents are foreign born and close to half of the population speaks a language other than English at home. In total, 145 languages are spoken in the County.

Harris County Population Demographics (2023)



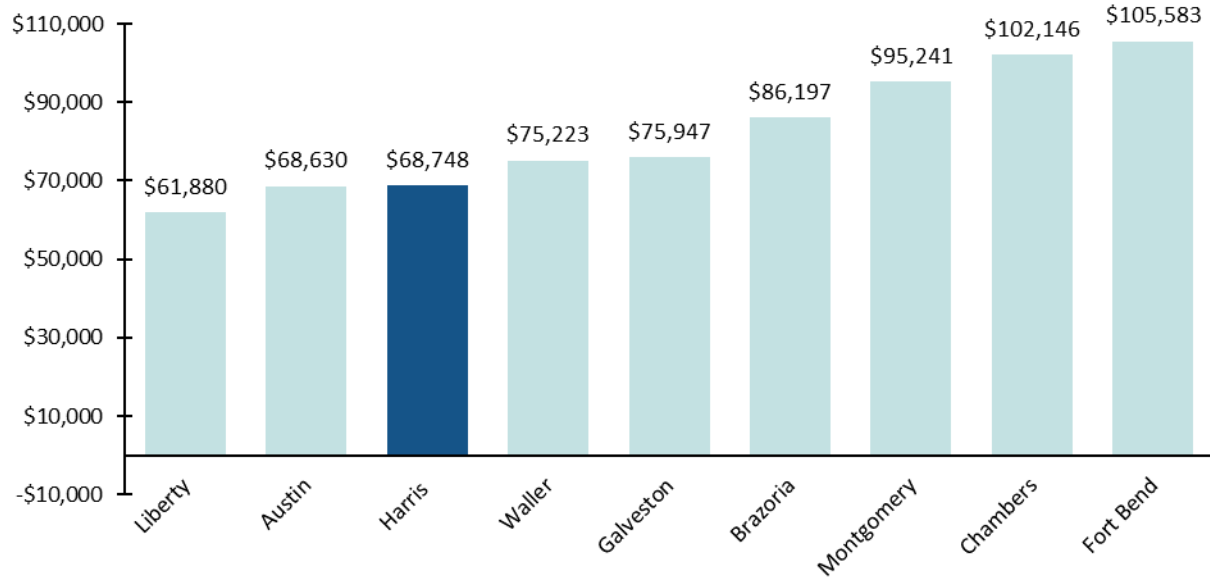
The County’s Hispanic/Latino population grew from 43% in 2020 to 44.6% in 2023. Black/African American population grew from 18.7% in 2020 to 20.6% in 2023, while the population that identifies as Other has fallen from 3.3% in 2020 to 0.2% in 2023.

Median Household Income



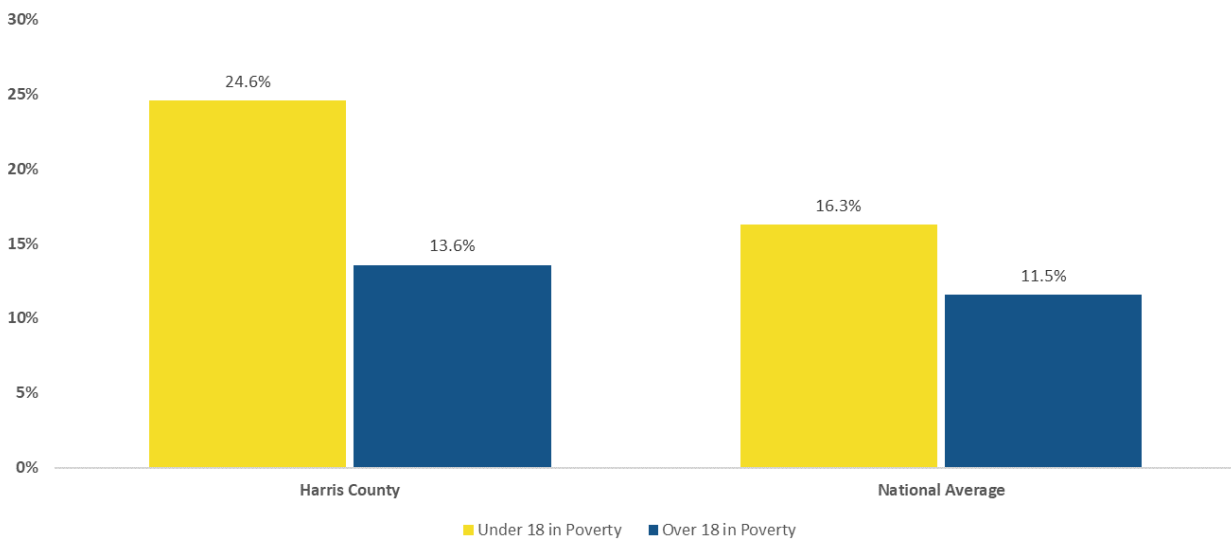
While Harris County’s median household income has grown steadily over the last 12 years, median household income in Harris County is slightly lower than the state overall (\$68,748 versus \$72,279), and lags almost all the surrounding counties in the greater Houston Metro Area. Of area counties, only Liberty and Austin Counties have a lower median household income.

Median Household Income by County (2023)



Poverty Rate

Poverty Rate Harris County & US Average (2023)



The County's poverty rate is higher than the national average (16.4% versus 12.6%) for all age groups. The greatest area of disparity is for residents under 18 years, with a poverty rate of more than 8.3% above the national average.

While Harris County poverty has increased from a peak of 15.9% in 2020 to 16.4% in 2023, the rate of increase is slower than in surrounding counties. Generally, poverty rates are higher among people living in urban areas than those living in suburban or rural areas, but a multitude of factors may contribute to a slower decline in the County's poverty rate. The gap in rate of decline largely reflects differences in the overall racial and ethnic makeup of the County population. Although poverty rates increased for all racial and Hispanic origin groups, racial disparity in poverty and median household income persists. Black and Hispanic residents continue to be over-represented in the population in poverty relative to their representation in the overall population. Nearly 65.2% of Harris County residents are Hispanic/Latino or Black, highest among all surrounding counties. The growing concentration of poverty has been a concern within past decades, and poor neighborhoods tend to cluster disadvantages that stall upward mobility over time.

Executive Summary



Every year, Harris County Commissioners Court sets the budget for Harris County government, including 87 operating departments and agencies. The budget includes General funds and Special Revenue funds which support County services. The budget also includes debt service, with a set of recommended capital projects submitted by County departments.

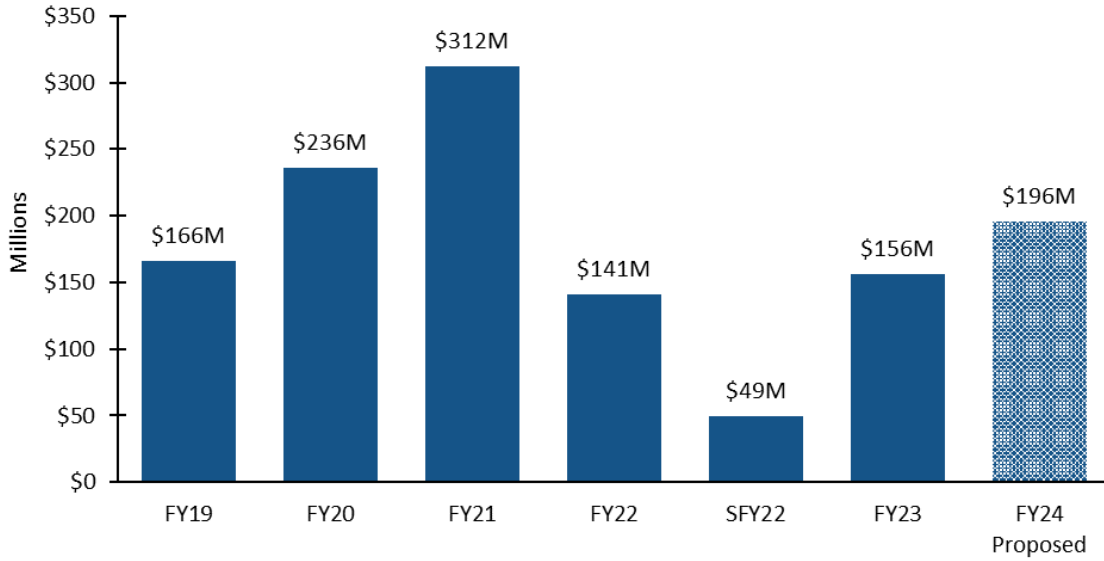
In preparation for Fiscal Year 2025, the Office of Management and Budget (OMB) has worked with County Departments on cataloguing and forecasting County cost drivers to update the FY24 Budget and develop a Current Level of Service (CLS) forecast. The CLS is intended to provide a comprehensive and transparent pre-decisional projection of the County budget that includes inflationary factors, changes to federal or state mandates, operations, and any financial decisions during the current fiscal year.

Financial Strengths

Harris County's liquidity position is robust. After accounting for the funds restricted for mobility and infrastructure, the balance of cash and investments in governmental funds totals \$1.98 billion. This amount provides 201 days of cash on hand (DCOH) based on governmental expenditures, excluding those for mobility and infrastructure. Harris County is also fortunate to have a stable property tax base through the pandemic and strong support from grants. Over the past decade, the tax base has shown notable resilience and growth. The taxable assessed value has grown at a compound annual rate of 6.7% through the 2024 tax year, significantly outpacing the compound annual growth rate of the urban consumer price index, which stands at 2.8%. As FY24 closes, more than half of County departments used supplemental grant funding to support or enhance public services. The cumulative impact of grant funds is nearly \$650M through the first ten months of FY23, including funding from: ARPA, Community Development Block Grant (CDBG) programs, and Flood Control. Over the course of FY23, the County has lived within its General Fund budget with projected spending in line with new revenue.

With two months remaining in FY24, the unencumbered (available) balance in the Contingency Fund is \$172M, plus nearly \$21M of encumbered funds set aside to respond to two major weather events in 2024. Harris County continues to replenish this fund and the General Fund via reimbursements from FEMA for past disasters, primarily COVID, and expects to receive \$202M in additional FEMA reimbursements, which are currently under review by either FEMA or Texas Department of Emergency Management."

Public Contingency Fund Historical Balance



All these factors allow the County to maintain the current level of service for core County operations, while making strategic investments in our public safety and justice systems.

Economy, Growth and Tax Impacts

Following two consecutive years of valuation increases over 12%, and a decade of increases averaging 6.7%, the County experienced relatively flat growth for Tax Year 2024.

While 2021 and 2022 were extraordinary from a valuation perspective, Harris County has a long track record of strong economic growth and property valuation increases. Below are the original certified taxable property values since 2014 and the amount of new construction added to the tax roll each year.

	2014	2015	2016	2017	2018	2019	2020	2021	2022	2023	2024 ¹
Taxable Value (\$B)	347B	392B	421B	438B	450B	483B	505B	521B	586B	658B	666B
% Change	12.1%	13.1%	7.3%	3.9%	2.7%	7.4%	4.6%	3.1%	12.4%	12.2%	1.2%
New Construction (\$B)	8.1B	10.8B	12.0B	12.0B	10.5B	9.9B	12.3B	11.2B	12.4B	13.8B	15.7B

¹ Certified estimate used for comparison. Certified values will not be available until the end of August 2024.

Although the large taxable value increases of prior years did not continue in 2024, there are tools in place to moderate the impact of large taxable value increases on residential property owners when they do occur. First, annual valuation increases for residential homestead properties are capped at 10%. Using 2023 as an example, this 10% cap resulted in more than 90% of County homesteads having 2023 taxable values below their appraisal. The County also provides a 20% exemption for residential homesteads and an additional \$320,000 exemption for homesteads of senior and disabled property owners which further reduces the tax burden.

Apart from these caps and exemptions, Texas statute limits the total amount of taxes the County can generate from

existing properties without calling for a tax rate election. The limit is a targeted maximum increase of 3.5% per year unless the County was impacted by a declared disaster, in which case an 8% cap applies. As the County has been impacted by a declared disaster this year, Commissioners Court directed the Tax Office to calculate the 2024 Voter Approval Rate (VAR) using an 8% “Disaster” multiplier instead of the normal 3.5% rate. This higher multiplier is estimated to generate an additional \$89M in tax year 2024, but it is important to note this is a one-year increase only which would be deducted when calculating the tax levy for 2025.

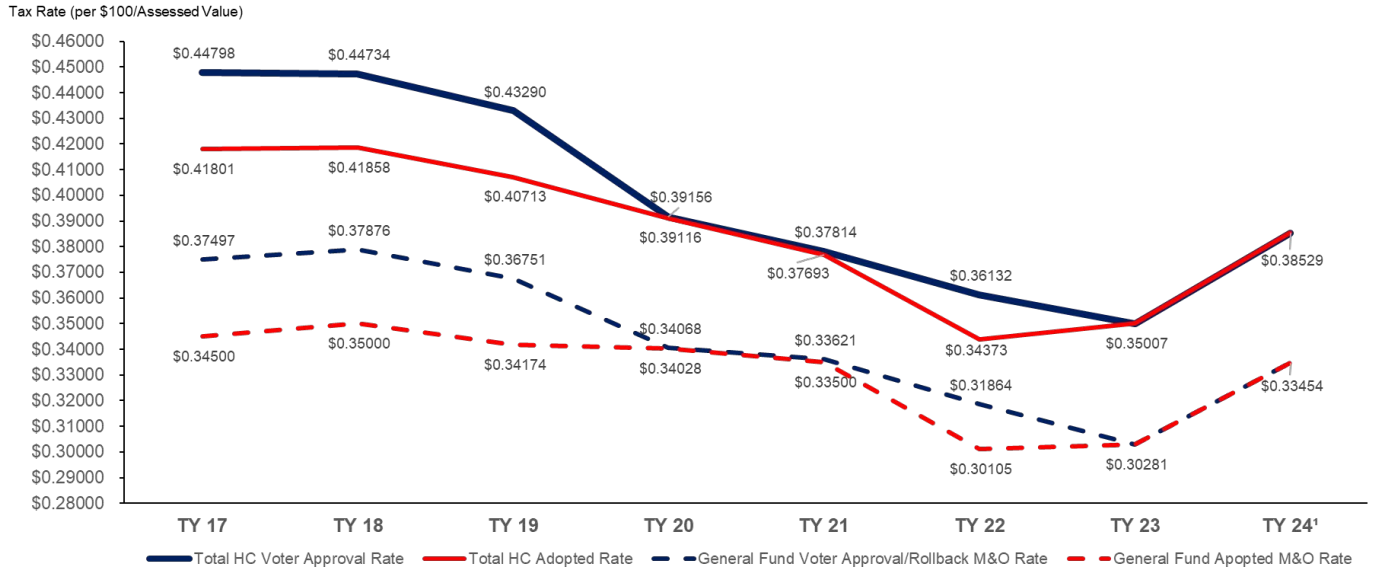
When rates are adopted at less than the 3.5% cap, the County can accrue the difference between the maximum (Voter Approval Rate) and the adopted rate and apply that unused increment in any of the following three years. The County will not have any unused increment available to adjust the 2024 tax rate.

At its August 15, 2024 meeting, Commissioners Court adopted a Flood Control tax rate that was above the VAR and called for a tax rate election on November 5 at which the voters will decide whether to approve or reject the proposed rate. If an election is called and subsequently rejected by the voters, the tax rate will revert to the VAR.

After more than a decade of holding the overall tax rate steady, the County lowered its combined tax rate every year since 2019, in part to offset large increases in property values and to comply with the state revenue caps. Historical Court-adopted tax rates and 2024 proposed rates per \$100 of taxable value are shown in the following table. Unlike previous years with large taxable value growth, 2024 saw a 1.1% drop in values for existing properties. This negative value growth means tax rates must increase if additional revenue is to be generated. About 12% of the tax rate increase proposed for 2024 is caused by the drop in taxable value, with the remaining 88% of the increase due to increased revenue generation.

	2015	2016	2017	2018	2019	2020	2021	2022	2023	2024 Proposed
County	0.41923	0.41656	0.41801	0.41858	0.40713	0.39116	0.37693	0.34373	0.35007	0.38529
Flood Control	0.02733	0.02829	0.02831	0.02877	0.02792	0.03142	0.03349	0.03055	0.03105	0.04897
Port of Houston	0.01342	0.01334	0.01256	0.01155	0.01074	0.00991	0.00872	0.00799	0.00574	0.00615
Hospital District	0.17000	0.17179	0.17110	0.17108	0.16591	0.16671	0.16221	0.14831	0.14343	0.16348
Combined Total	0.62998	0.62998	0.62998	0.62998	0.61170	0.59920	0.58135	0.53058	0.53029	0.60389

Harris County Total & M&O Tax Rates - Voter Approval vs. Adopted



¹Proposed tax rate

Current Level of Service

Starting in March of 2024, OMB engaged County departments in the Current Level of Service (CLS) process to project the costs of maintaining the same level of service from one fiscal year to the next. OMB partnered with department and subject matter experts to forecast key budget drivers like facility maintenance, fleet operations, utilities, cost of living adjustments, employee benefits-related expenses, changes to state law, as well as unplanned budget adjustments to services.

Thanks to prudent financial management, the County is currently in a strong financial position— with a balanced annual budget, strong cash reserves, and top credit rating. However, the results of the CLS forecast show that Harris County’s financial picture is becoming more challenging due to factors outside the County’s control. State-mandated revenue caps combined with state mandated minimum spending on law enforcement, growing healthcare costs, and significant increases in the cost of providing legal representation for indigent defendants, as well continued state mandated inmate outsourcing have caused a fiscal reckoning for the County.

Throughout FY24 Court approved \$21M of recurring transfers that were unplanned. These recurring transfers, coupled with the increased costs to departments’ operations, severely limit the investment possibilities for FY25.

In April, OMB presented the FY25 CLS forecast of \$2,657M in planned expenses for the county, which included \$50M for the Pay Equity study. The forecast projected a \$130M deficit for FY25 based on the VAR revenue forecast of \$2,527M, the maximum tax rate Court can set without voter approval. Under a NNR forecast of \$2,458M, the deficit would be \$199M. Through Commissioners Court guidance for the FY25 budget process, the County was able to balance the budget and make several targeted investments for this upcoming fiscal year, described in the Budget Recommendations section. The figure below represents the FY25 CLS forecast, as of June 2024.

	Revenue	Expenditure	Surplus/(Deficit)
FY25 NNR	2,458M	2,657M	(199M)
FY25 VAR	2,527M	2,657M	(130M)

Key Budget Drivers

The FY24 Budget was prepared in a time of tremendous change and uncertainty. Factors driving the difficult choices required in the budget process included: inflation, jail costs, increased utility costs, and increased health care costs.

Jail Costs

Despite continued investments in the County's justice-related departments, the jail population growth has caused \$85M in additional spending on the County's jail. In November 2023, the Texas Commission on Jail Standards reduced the number of variance beds available for utilization at Harris County jail facilities. The Harris County Sheriff's Office lost the use of 580 variance beds, in increments of 144, every month beginning December 2023. Additional inmate outsourcing was therefore needed to ensure Harris County can house all inmates while meeting minimum jail standards for staffing officer-to-inmate ratios. In addition to the surge in population, the proportion of inmates that are high-risk has increased, necessitating additional staffing and the need to outsource inmates to private facilities. Overtime for jail staff is currently 16.1% of the overall labor budget for the Sheriff's Department.

In FY24 the County continues to outsource inmates to Garza County, LaSalle Correctional Center, and Tallahatchie Correctional Facility. Additionally, the County added more outsourcing beds at Tallahatchie Correctional Facility at a cost of \$52M. This cost will be borne fully by the County's General Fund.

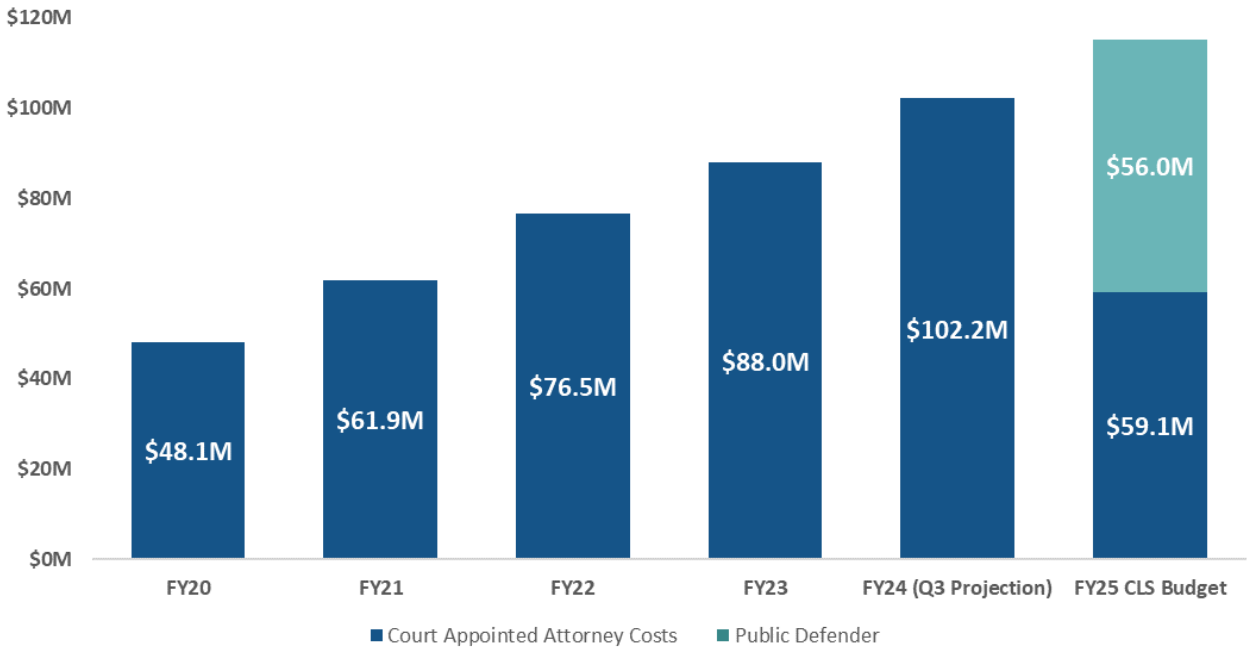
In FY25, there will be an increase to the overall budget totaling \$1.9M for various increases to services to manage the jail. The FY25 budget includes \$827K of General Fund appropriation for continued maintenance to the Offender Management Software and an additional \$651K for increased inmate food expenses. The proposed budget also includes \$10M in additional jail medical costs. The budget proposal reflects a recommendation to transition the FY24 jail medical overage (\$23M) to the Harris Health System tax rate.

Indigent Defense

Over the last three fiscal years Harris County has seen massive cost increases for *indigent defense*, or county-provided criminal defense services for persons accused of a crime that cannot afford to pay for their own legal representation. In FY23 and the annualized SFY22 budgets, the County averaged \$82.3M in indigent defense costs annually. In FY24 alone, Commissioners Court approved a supplemental appropriation of \$29.1M due to cost overruns for court appointed attorney fees, for a total projected spend of \$102.2M.

The unanticipated costs are attributed to a combination of significant increases in the number of cases, as well as a change in fee structure approved by District and County judges in FY23. The chart below illustrates actual expenses for court appointed attorneys representing indigent defendants over the last five years.

Harris County Indigent Defense Spending



In FY25 Harris County will budget more for indigent defense spending overall, but, at the direction of Commissioners Court, funding will be reallocated from Court Appointed Attorneys towards the Public Defender’s Office. The Public Defender’s FY25 Budget will include an additional \$11.7M to support the second-year expansion of the office to represent 50% of all indigent defense cases by FY26.

Natural Disasters

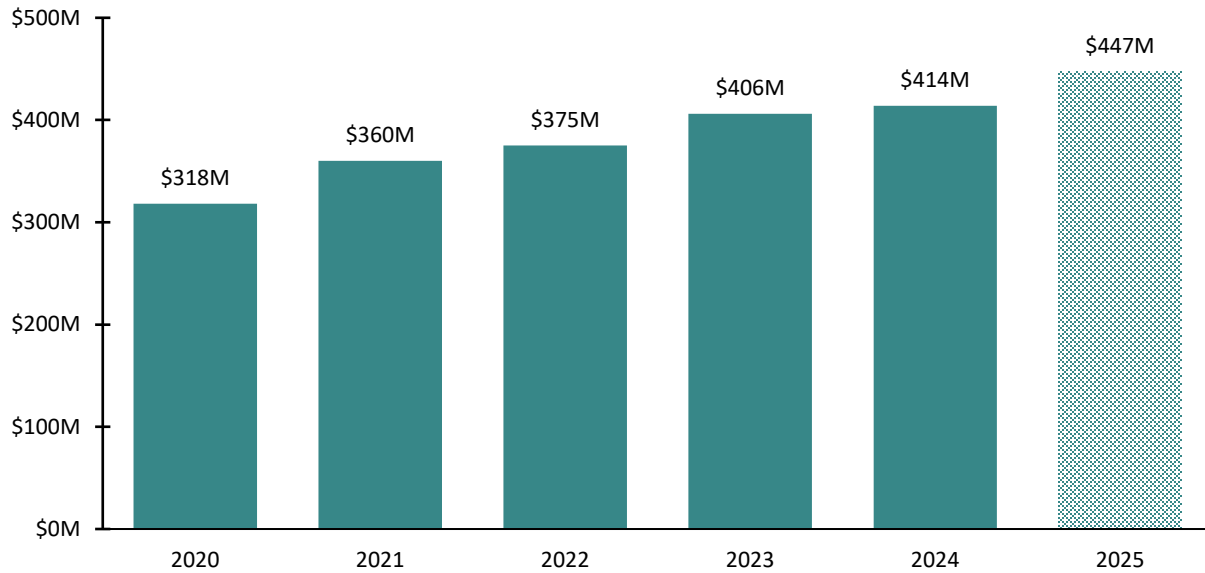
Harris County was impacted by three severe weather events in fiscal year 2024. Hurricane Beryl, the May 16th Derecho, and the May 2nd flooding event. All three events required the activation of the Public Improvement Contingency Fund (PIC) for emergency repairs, cleanup, and monitoring. A federal disaster was declared for Hurricane Beryl, and a combined federal declaration was made for the May weather events. Harris County estimates \$50M in county expenditures to support clean up, recovery, and restoration from these events. The County expects to be reimbursed for 70% of eligible response costs by FEMA.

Health Care Costs

Harris County provides generous medical benefits to its employees and retirees compared to peer organizations and benchmark survey data. For 2024, the health claims forecast is \$414M, which represents a 2% increase from 2023 and nearly 30% increase from just four years ago. Several factors point towards a substantial increase in medical costs in 2025 including inflationary pressure, prescription drug spending, and behavioral health utilization. The projected 2025 health claims amount is \$447M, but implementation of a Medicare Advantage Prescription Drug plan and an Accountable Care Organization

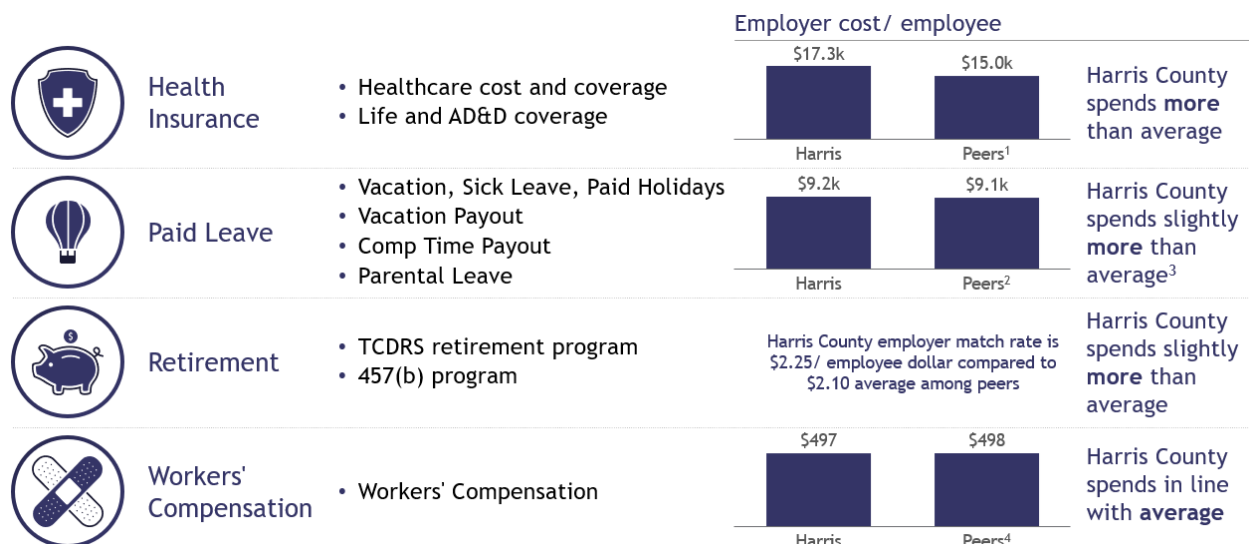
plan should result in healthcare savings. The county will continue to monitor projections when the new plan year begins.

County Medical Claims



The proposed budget increases the County’s healthcare contribution by \$20.8M, raising the cost per employee from \$18,030 to \$19,182 due to substantial medical inflation anticipated in 2025.

Furthermore, Harris County spends more than peers on insurance, paid leave, and retirement while spending in line with peers on Worker's Compensation.



1. Travis and Bexar County; 2. Avg. TX LA OK AR State & Local Sector; 3. Employer cost/ employee comparison excludes paid parental leave; 4. Dallas, Tarrant, Bexar, and Collin County; Source: Bureau of Labor Statistics

Contract Patrol

Harris County allows the Sheriff’s Department and Constable Precincts to enter into contractual agreements with businesses, homeowner associations, independent school districts, and municipal utility districts to provide dedicated patrol deputies within their area. The current policy requires that contracts starting in the middle of the fiscal year be reimbursed for 100% of the cost of the deputies. In subsequent years, entities can lower their commitment to 70% or 80% of deputies time and cost. Below is a chart of how much the County spends and receives as part of the contract patrol program (in millions).

After the passage of the budget in September, OMB recommends updates to the contract patrol rate to reflect cost increases. In FY24 the rate was updated by 6.6%, which was primarily driven by the 4% COLA for constable deputies as well as 7% for constable supervisors and civilians.

	FY20	FY21	FY22	FY23	FY24
<i>Number of Contracted Officers</i>	975	1,015	1,040	1,142	1,201
Cost Covered by Customers	\$71.9M	\$78.6M	\$82.5M	\$95.0M	\$104.8M
Cost Covered by County	\$25.6M	\$27.9M	\$29.4M	\$31.6M	\$34.9M
Total Cost	\$97.5M	\$106.5M	\$111.9M	\$126.6M	\$139.7M

Federal Aid and American Rescue Plan

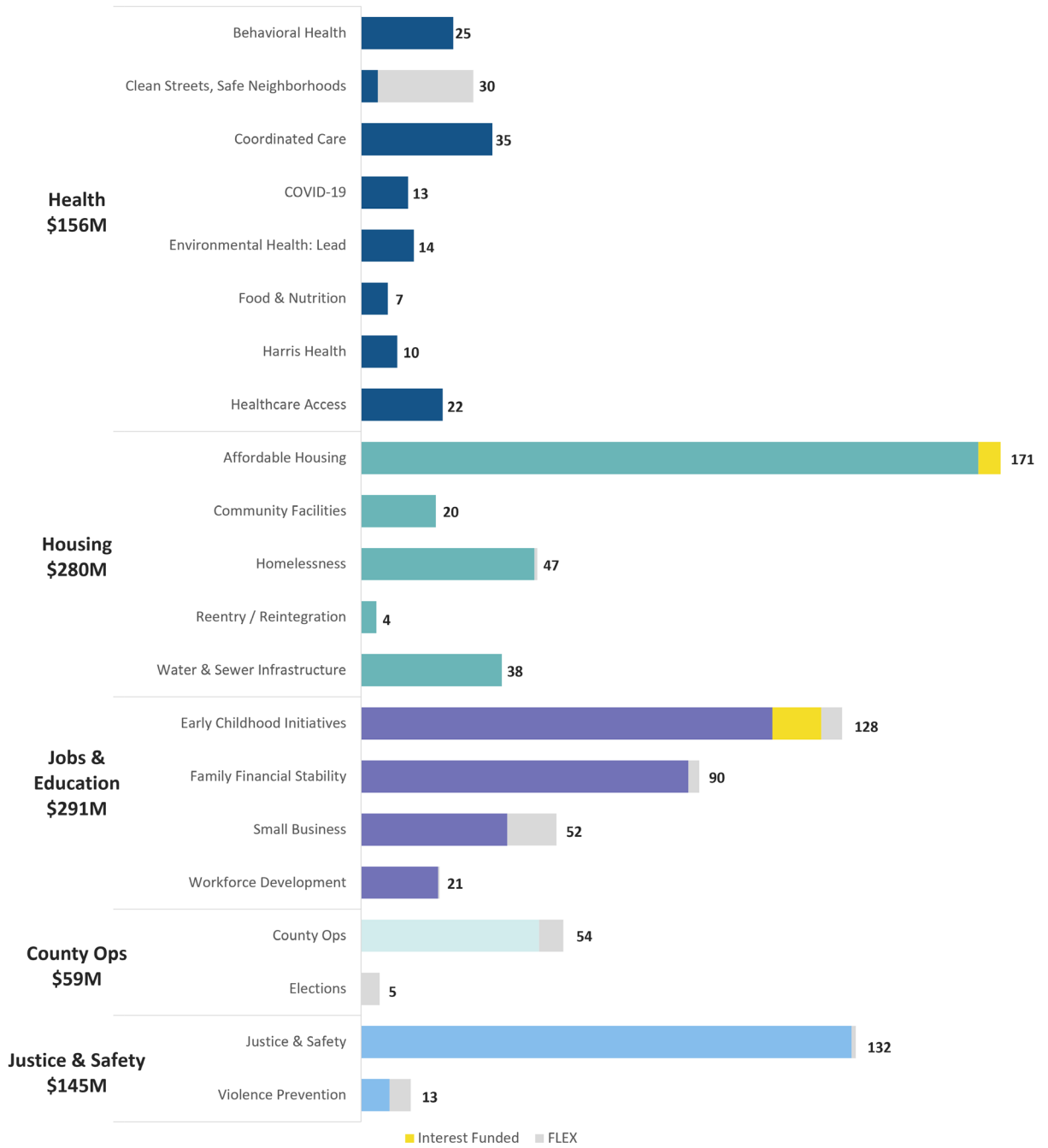
The County has made swift use of federal recovery dollars, fully allocating U.S. Treasury funding made available via the CARES Act and Consolidated Appropriations Act. The ARPA Coronavirus State and Local Fiscal Recovery Fund provided a direct grant of \$915.5M to Harris County, of which \$985.9M has been allocated and \$815M has been fully obligated.

ARPA funds must be obligated by the end of 2024; the period of performance extends to 2026. Commissioners Court has identified Health, Housing, Jobs & Education, Justice & Safety, and County Operations as investment priorities and established an equity framework to guide investments. Input from over 1,000 community members informed creation of target focus areas and priority outcomes.

Details about the community engagement process and active programs, together with our annual Recovery Plan submitted to the U.S. Treasury, can be found at [HarrisCountyARPA.org](https://www.harriscountyarpa.org).

Below is a summary of ARPA funding committed through June 2024:

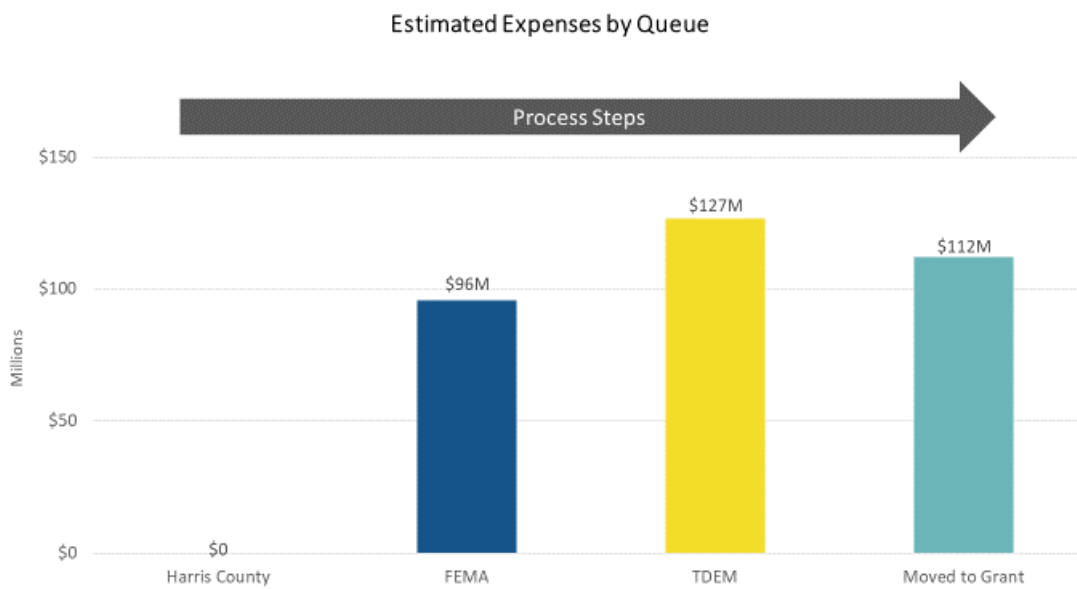
Funds committed by Harris County
Commissioners Court through June 2024 (\$M)



In FY25, the County will focus on project delivery and assessing options for sustainable funding where needed. The FY25 budget assumes \$9.3M in ARPA to fund General Fund operations.

FEMA Public Assistance Program for COVID-19

Through July 2024, a total of 91 projects in the amount of \$239M have been obligated under FEMA’s Public Assistance Program for COVID-19. The County will continue to work with FEMA and the Texas Department of Emergency Management to seek reimbursement for eligible expenses, and an additional \$96M is estimated to be obligated by the end of FY25. As demonstrated by prior events such as Hurricane Harvey, final resolution of outstanding projects and funding from FEMA takes time pending necessary audits, reviews, and appeals. FEMA has approved \$127M in reimbursements, which is awaiting the Texas Department of Emergency Management (TDEM) review to be recognized by the County Auditor.



Budget Plan



Approved Revenues and Expenditures

The proposed FY25 appropriation plan for Harris County’s General Fund is \$2,669M, which includes \$2,669M in projected total revenue*.

Commissioners Court adopted a Flood Control tax rate that, if it is approved by the voters at an election in November, is expected to generate \$241.1M. If the voters do not approve of the higher rate, it will default back to the VAR which is \$141M. The recommended HCTRA appropriation is \$775M[†] and \$288M of total transfers to the Mobility Fund. Commissioners’ Court also approves the budget and tax rate for the Harris County Hospital District (Harris Health). The Harris Health proposed budget reflects the recommendation of their management and board.

	General Fund	Flood Control	HCTRA	Harris Health [‡]
Revenue	\$2,669M	\$241M	\$1,000M	\$2,549M
Expenditures	\$2,669M	\$241M	\$775M	\$2,549M
Transfers	-	-	\$288M	-

* OMB’s estimated revenue will differ from the Auditor’s estimate as described in the Revenue section.

[†] HCTRA Revenue consist of Operating revenue + Investment Income; HCTRA Expenditures consists of Operating Expenses + Debt Service + PAYGO.

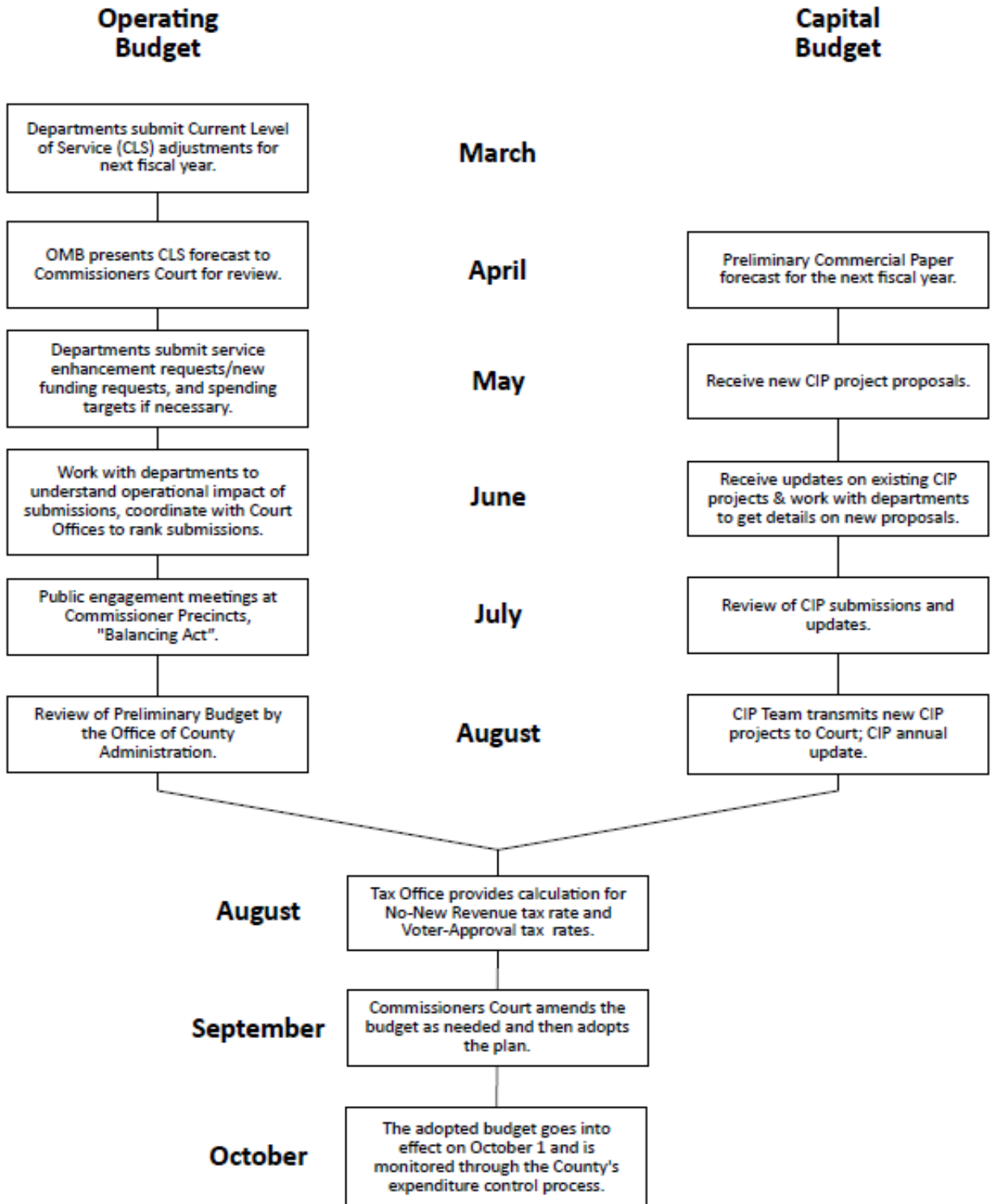
[‡]Harris Health’s proposed budget is based on the VAR that includes \$997M of Ad Valorem Tax Revenue.

Budget Process and Policies

IN

Budget Process Timeline

As the County’s new fiscal year begins, OMB has created a budget process timeline to help highlight key dates for the FY25 budget cycle. More key dates may be added or removed from this outline in the coming year, and OMB will communicate updates to departments on a regular basis.



Fiscal Year Change

Prior to March 2022, the County’s fiscal year ran from March 1st through February 28th. In 2022, to better align the county’s budgeting and appropriations cycle with tax rate setting timelines, the fiscal year was changed to October 1 through September 30. This change required a short, 7-month transition year from March 1, 2022 through September 30, 2022. The following table shows the various abbreviations and corresponding dates for each fiscal year.

FY21	FY22	SFY22	FY23	FY24	FY25
FY2021	FY2022	SFY 2022	FY2023	FY2024	FY2025
3/1/20- 2/28/21	3/1/21- 2/28/22	3/1/22- 9/30/22	10/1/22- 9/30/23	10/1/23- 9/30/24	10/1/24- 9/30/25

It should be noted that “Tax Years” (TY) are different than the fiscal year and cover very different periods. For reference, the 2024 tax rates (Tax Year 2024) are set in September 2024, while the associated tax revenue is received in County FY25.

Outcome Budgeting

In late 2020, with support from Commissioners Court, OMB embarked on a redesign of the County's budget process. Previously, decision-makers looked at historical spending and focused on the topline allocation to a department or agency. This process emphasized past allocations over present performance and did not make clear the connection between funding choices and community outcomes.

The County's new approach, *outcome budgeting*, reorients the budget process around the actual programs and services provided. In outcome budgeting, decision-makers no longer need to rely on topline allocations as a proxy for real data about what the County is doing for its constituents. They can ask directly: "What is the community impact of our services? And at what level should they be funded?"

In the FY24 budget cycle, the Commissioners Court formulated Goal Area Committees (GACs) that met with individual departments using Department Progress Meetings (DPMs) to understand strategic priorities and service delivery. The services and program structure served as the basis for ongoing conversations with departments on spend, performance, and resource needs for service efficiency.

Strategic Objectives

Outcome budgeting, like all budget processes, is an exercise in prioritization. To guide this process, Commissioners Court has identified six goals and 23 objectives as part of the strategic framework that the Court approved in April of this year:

- **Make Harris County Safer and More Just:**
 - Reduce violent crime across the County
 - Reduce criminal legal system exposure that does not advance public safety
 - Improve safety and health conditions in the jail
 - Reduce racial, ethnic, and economic disparities in the criminal legal system
 - Increase efficiency across the legal system
- **Improve Physical and Mental Health Outcomes Across All Communities**
 - Improve the health behaviors of community members
 - Increase access to quality health care, including preventive and behavioral health
 - Improve children's health outcomes
- **Minimize the Impact of Climate Change and Disasters**
 - Reduce GHG emissions from County operations by 40% by 2030
 - Enhance disaster preparedness and resiliency
 - Equitably reduce the health, economic, and other impacts of climate change and disasters
 - Encourage residents, businesses, and public entities to significantly reduce their environmental footprint for the health of our region
- **Make Our Economy More Inclusive**
 - Grow the number of minority- and women-owned businesses
 - Provide workers with training and other support (e.g., childcare) to participate fully in the local economy

- Ensure that Harris County remains the best place in the region to start and grow a business
- Foster more family-wage jobs that ensure worker safety, benefits, and stability across all educational levels
- **Help Residents Achieve Housing Stability**
 - Build and preserve affordable housing, particularly for low-income families
 - Reduce eviction and foreclosure rates among residents
 - Transition people experiencing homelessness into permanent housing
- **Connect Our Community with Safe, Reliable, Equitably Distributed, and Well-Maintained Infrastructure**
 - Expand and optimize transit options
 - Ensure safety and security for all using the county's transportation network in alignment with the County's Vision Zero plan
 - Increase access to safe, clean, and enjoyable green space
 - Improve the condition and resilience of county transportation, flood control, and other infrastructure

The strategic framework was informed by one-on-one meetings with each Commissioners Court member, a special meeting of Commissioners Court held on April 1, 2024, several workshops and meetings with the Strategic Planning Committee—which consists of representatives from each Commissioners Court office, multiple workshops with and other feedback from leadership from OCA-reporting departments, County Champions from a wide range of County departments, a community survey, a County employee survey, and community engagement charettes hosted individually by each member of Commissioners Court.

The strategic framework serves as the launching point for the development of a strategic plan, which will include initiatives that help the County achieve the objectives and make progress toward the goals set out in the strategic framework. Ultimately, the strategic planning process should result in a countywide system of strategic performance measurement and reporting that is directly linked to and guides budget and other resource allocation decisions, while also aligning the work of departments and County partners with the County's strategic plan.

Programs and Services

Harris County seeks to improve Strategic Objectives through its programs and services. Historically, these activities have been difficult to evaluate: the County lacked a standardized catalogue of programs and services and did not track costs consistently at the program and service level. This year OMB worked with departments to create a standardized catalogue, defining services as an amenity, or set of amenities that addresses a specific community or governmental problem. A service should have an identifiable “customer” and a specific strategy to make them better off. Services are bundled together to form a *program*, a collection of services that work together to provide a community benefit. Altogether, OMB

has catalogued over 700 services and 300 programs, described further in Volume II – Department Detail. Illustrative example of programs and services is listed below.

Program	Service
	Financial Services
	Human Resources
Administration and Support Services	IT
	Communications
	Case Management
Bail Hearing	Bail Hearing
Holistic Defense Services	Holistic Defense Services

Performance Measures

To better understand if a department is achieving its objectives, or if progress is being made towards Commissioners Court Strategic Objectives, departments have developed performance measures to track results at the service, program, and department levels. The multi-level approach allows the County to evaluate operational performance, program objectives, and overall department performance.

Each performance measure will fall into one of three categories:

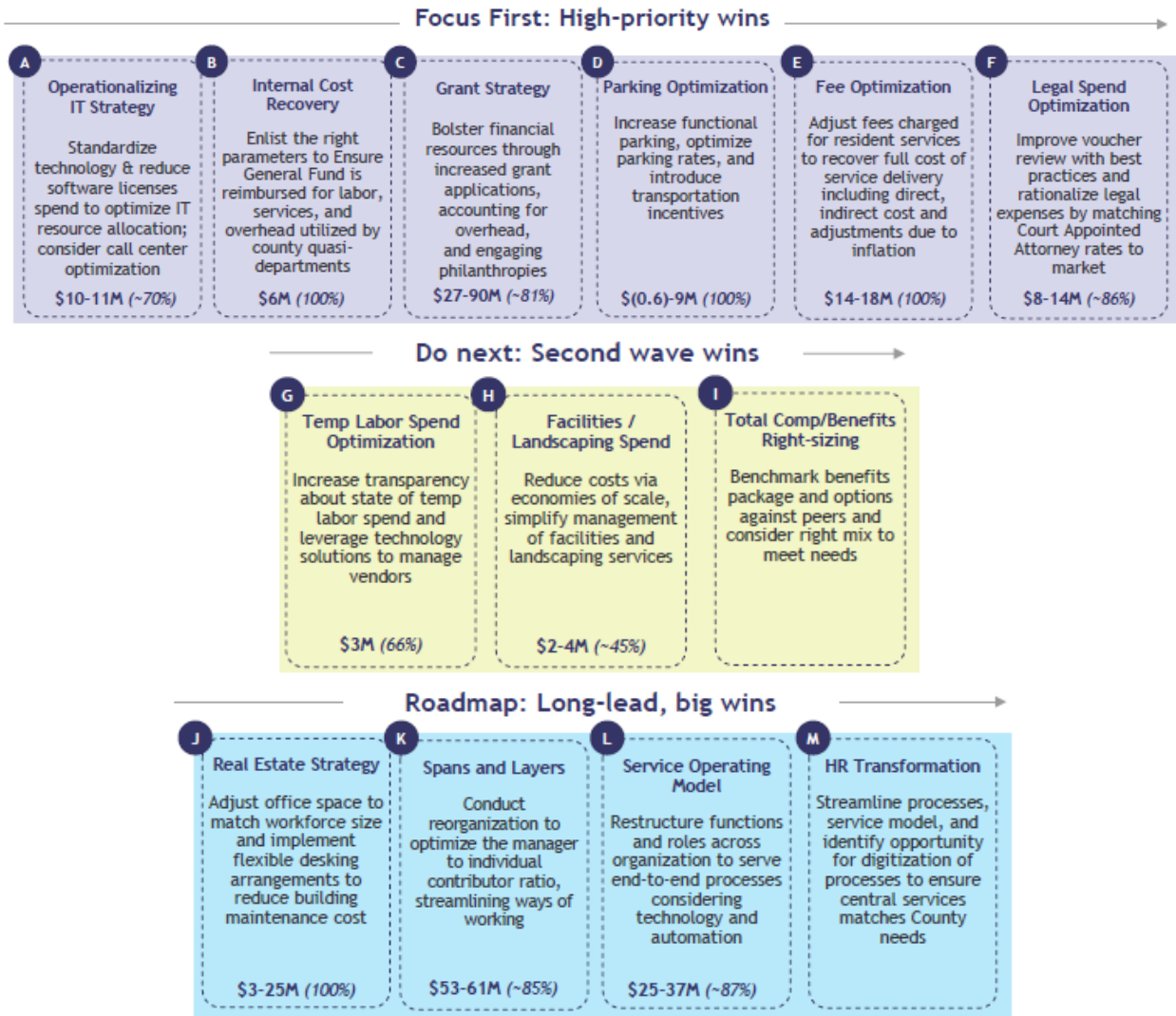
- How much did we do? These measures typically capture the quantity of work received or performed.
- How well did we do it? These measures typically capture the quality of the work performed.
- Is anyone better off? These measures describe the net effect on the community and typically require the most thought.

The County has made significant progress in the curation of performance measures and creating a consistent cadence of data reporting every quarter. However, this is an iterative process. As departments continue to align departmental strategic priorities with services provided and get better visibility into their data, there will be changes to the measures provided.

Five-Year Financial Plan

In anticipation of potential future budget shortfalls caused by rising cost inflation, higher spending, and state revenue caps, OMB commissioned a study to prepare a five-year financial plan. The study was completed in May 2024. The study found that planned spending for the upcoming year exceeds new revenue and, unless action is taken, General Fund spending will exceed total available resources within the next five years.

The study also identified opportunities to reduce costs and increase revenue, primarily focusing on those departments reporting to the Office of County Administration. Below is a summary of the opportunities identified and the potential financial impact for the County including the portion of the impact that affects the General Fund shown in parenthesis.



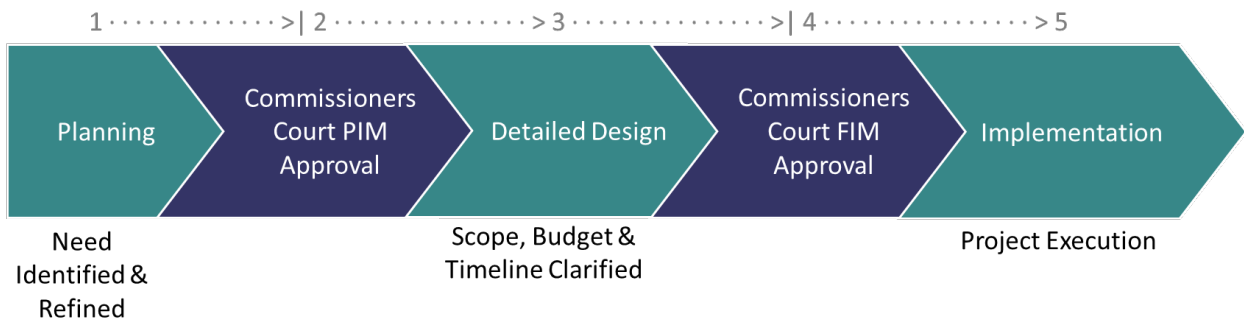
Some opportunities are relatively easy to achieve while others will require substantial time and effort to realize the identified financial gains. For budget purposes, OMB is assuming the following \$26.3M of enhancements/savings will be realized in FY2025. These figures are estimates that have been further refined and discussed in the Revenue Section of this report.

5-Year Plan Options Assumed in the FY2025 Budget		\$M
Revenue Enhancements		
Engineering permit fee increases		2.0
Increase Constable Fees of Office (primarily eviction-related fees)		2.0
Higher recovery of indirect support costs from grants		2.0
Reinstate indirect cost recovery from HCTRA, incl. recovering past years' indirect cost (22-25)		17.8
Higher recovery from HCTRA for Constable Toll Road officer support costs		1.5
Subtotal – Revenue Enhancements		25.3
Expense Reduction		
Laptop standardization		1.0
Total Revenue Enhancements + Expense Reductions		26.3

Capital Improvements Plan (CIP)

As part of the annual budget process, Harris County reassesses its capital improvement plans for facilities, information technology, capital equipment purchases, flood risk reduction, transportation, and other areas. Some operating budget requests may also be included in this program, if OMB determines that they are better addressed through CIP projects. Most precinct-led CIP projects, including precinct road and park projects, are not managed by OMB and are not reflected in the CIP section of the Budget Book.

The capital project development process aims to increase transparency and standardization and to ensure that capital resources are allocated in alignment with County goals and objectives. The plan shown in later sections includes the use of mobility funds, debt funds, grant funds, and other capital project funds necessary to support capital projects over the next fiscal year.



Basis of Budgeting

The County's accounting records for governmental fund types and agency funds are maintained on a modified accrual basis. Revenues are recorded when available and measurable, and expenditures are recorded when the services or goods are received and the liabilities are incurred. Encumbrances are recorded during the year. Property tax revenues are subject to accrual and are considered available to the extent collected within 60 days after the end of the fiscal year. Proprietary/internal service funds are accounted for using the accrual basis of accounting. Revenues are recognized when earned, and expenses when incurred.

Harris County budgets are developed on a cash basis. Revenues are typically recognized only when collected and expenditures are recognized when paid. Under State law, the budget cannot be exceeded in any expenditure group. In addition, the total of the budgets for the General Fund and certain Special Revenue Funds cannot be increased once the budgets are adopted unless certified by the County Auditor and approved by Commissioners Court.

Appropriations in the Capital Improvements Plan and Grant Funds are made on a project basis rather than on an annual basis and are normally carried forward until the projects are completed. On a case-by-case basis, other appropriations may be carried forward into a subsequent fiscal year: for example, for a one-time, multi-year program, or to cover an out-of-the-ordinary encumbrance related to the prior fiscal year.

Budget Controls

Under Texas statute, the County Auditor is responsible for assuring that the County complies with the limitations set forth in the budget. The primary level of budget control is the department. While the budget now contains figures at the program and service level, these more specific budgets will not be binding and may be slightly modified within a department as the Adopted Budget is uploaded into PeopleSoft. The County Auditor implements policies and procedures to assure that departments do not exceed their annual budget allocations. Departments cannot issue new purchase orders unless they have an unused budget sufficient to pay the purchase order. In addition, the Auditor's Office creates a payroll encumbrance equal to the projected payroll for the remainder of the fiscal year.

Revenue



Introduction

The General Fund is the primary fund for County operations and administration and includes all revenues that are not otherwise restricted or designated for use in another fund.

Over the last decade, two revenue categories accounted for over 90% of the County’s General Fund revenue. Tax revenue has averaged about 80% of the total (est. 79% for FY2024) and Charges for Services, which includes the Contract Patrol program and Motor Vehicle Sales Taxes among other things, currently makes up about 12% of the General Fund revenue.

	2015	2016	2017	2018	2019	2020	2021	2022	2023	2024 Proj.
Tax Revenue	77%	79%	79%	80%	79%	78%	81%	81%	78%	80%
Charges for Services	15%	14%	14%	13%	13%	12%	12%	12%	13%	12%
% of General Fund	92%	93%	93%	93%	92%	90%	93%	93%	91%	92%

The County averaged 6.2% General Fund revenue growth between 2015 and 2020, but the rate of growth has slowed to an average of 4.1% since 2020 and is not expected to see future periods with sustained revenue growth at pre-2020 levels due to the imposition of a lower tax revenue cap in 2020 by the Texas State Legislature. Total General Fund revenue (taxes plus non-tax revenue but excluding transfers in) for the last ten fiscal years is shown below.

\$ in M	2015	2016	2017	2018	2019	2020	2021	2022	SFY22*	2023	2024 Proj
General Fund Rev.	1,529	1,668	1,801	1,831	1,920	2,063	1,991	2,116	320	2,186	2,425
Annual Change		9%	8%	2%	5%	7%	-3%	6%	n/a	3%	11%

*SFY22 was a 7-month fiscal year to facilitate a change in fiscal year start date from March to October.

Projected FY25 General Fund Revenue

The FY2024 projected and FY2025 recommended County General Fund revenues are:

	FY2024 Projected	FY2025 Recommended
M&O Tax Revenue Estimate	\$1,906M	\$2,132M
Non-Tax Revenue Estimate*	\$527M	\$537M
Total FY25 Projected Revenue	\$2,433M	\$2,669M

*incl. \$4M of other taxes (occupation taxes and rendition penalties)

The OMB revenue budget is based on an assumption the Voter Approval Rate is adopted, which for 2024 is calculated using an 8% disaster rate multiplier. Estimated FY2025 revenue is \$2,669M, of which \$89M is the result of the one-time disaster rate multiplier that will be backed-out in next year’s tax rate

calculation. In practical terms, this means the FY2026 M&O tax revenue that would normally increase by about \$115M at the VAR is likely to only grow about \$25M over the FY2025 revenue. The following table shows projected M&O tax revenue for FY24, FY25 at the VAR disaster rate, and FY26-FY2029 assuming 2% annual new construction growth and adopted tax rates at the VAR (3.5% increase on existing properties).

\$ in M	Proj. FY 2024	Est. FY 2025	Est. FY 2026	Est. FY 2027	Est. FY 2028	Est. FY 2029
M&O Tax Revenue	\$1,906	\$2,132	\$2,157	\$2,277	\$2,404	\$2,538
Annual Change	--	11.9%	1.2%	5.6%	5.6%	5.6%

These revenue projections are based on the 2024 tax rates calculated using HCAD’s July 25th certified estimate and non-tax revenue estimates developed in coordination with the Auditor’s Revenue Accounting section.

By statute, the FY25 revenue budget must match the Auditor’s Final Estimate of Available Resources. OMB’s estimated revenue, however, differs from the Auditor’s estimate, most notably because the Auditor’s estimate excludes certain items with the expectation that those items can later be certified as “supplemental” revenue when the amounts are known and/or when funds are received.

The OMB estimate, on the other hand, tries to account for many of these items up-front. While the Auditor’s Office is statutorily responsible for the estimate of resources that determines the maximum budget appropriation, OMB’s figures are for information purposes and are intended to reflect a more comprehensive projection which includes reasonable estimates of supplemental revenue that will be certified by the Auditor over the course of the year. That said, OMB’s estimates only include known or reasonably expected sources of revenue. It is likely some new, currently unknown sources of revenue will come in during the year but due to the inherent uncertainty, OMB did not try to guess an amount to include in the initial estimate, preferring instead to treat these as supplemental revenue that can help offset unexpected costs that occur during the year.

Tax Revenue

The 2024 tax rates adopted by Commissioners Court determine the tax revenue for County Fiscal Year 2025. Tax revenue for the coming year is estimated based on the adopted tax rate multiplied by the county’s certified taxable value of properties after adjusting for anticipated future value reductions, most commonly stemming from resolved property value disputes and tax exemptions granted after the initial tax roll.

The amount of the original taxable value that is ultimately lost has been rising for several years but has seen a particularly big increase in the 2023 tax year so far. Based on prior years, OMB assumed the original tax levy would drop by about 3.4% in 2023 but, after reviewing 2023 activity to-date, OMB’s estimated 2024 levy decrease is closer to 4.6% of the original roll.

Based on the OMB-recommended tax rate, total FY2025 M&O property tax revenue is estimated to be \$2,132M which is an increase of \$226M over the projection for FY24. Of this increase, approximately \$52M will come from new properties and \$174M will come from higher taxes on existing properties. For reference, the average residential homestead will pay \$168 more in County taxes than last year (this doesn't include changes to Flood Control, Port of Houston, and Hospital District taxes) based on a combination of a higher average taxable homestead value (\$379K vs. \$357K) and the higher tax rate.

Non-Tax Revenue

The OMB FY25 non-tax revenue projection is \$537M, which is \$42M higher than the estimate in the April CLS presentation. The difference is primarily the result of OMB recommended revenue enhancements, many of which are the result of the five-year plan study. Those changes relative to CLS are:

- \$18M recommended increase from HCTRA for indirect costs (a \$13.9M one-time true-up for prior years plus \$4M for FY2025)
- \$9M recommended one-time increase related to interest generated from investing ARPA funds
- \$7M increase in trueing up various fees of office, reimbursements, grant indirect costs, and building permit fees
- \$2M increase in motor vehicle sales tax fees
- \$2M increase Federal SCAAP estimate
- \$1M net increase in all other accounts

An emphasis for FY2025 is to better recover the costs of support that other funds (including grants) and agencies receive from the County's general fund. Examples of functions paid out of the general fund that may directly benefit operations funded from other sources include information technology, payroll, legal, finance and audit, purchasing, etc. The \$18M above for HCTRA indirect cost represents back-payments for the last three years plus the support cost reimbursement for FY2025. Grants are another recipient of general fund support but currently the general fund receives little or no reimbursement for services rendered to many of the County's grants. Starting in FY25, Harris County will move forward with a 5% overhead rate for all eligible grants.

The following table compares the FY23 actual, FY24 projected and FY25 estimated amounts by revenue category.

Revenue Category	FY2023 (Act)	FY2024 (Proj)	FY2025 (Est)
Charges For Services	\$274M	\$280M	\$297M
Intergovernmental	93	103	99
Miscellaneous	64	89	80
Non-Operating	28	29	29
Transfers In	22	8	14
Fines	15	11	11
Lease/User Fees	1	2	2
Charges To Departments	-	1	-
Taxes Other than Ad Valorem Tax	4	4	4
Total Non-Tax	\$501M	\$527M	\$537M

A relatively small number of fees and other revenue sources make up most of the non-tax revenue. As shown in the following table, the top ten revenue account are projected to comprise nearly 72% of total FY2024 General Fund non-tax revenues.

Revenue Source	FY2024 (Proj)	FY2025 (Est)	% of Total FY24 Non-Tax
Patrol Contracts (Incl. ISDs)*	\$105.0M	\$111.9M	19.9%
Motor Vehicle Sales Tax Fees	59.9	60.3	11.4%
Auto Registration Fees	38.5	39.5	7.3%
Fees of Office – Various Charges	37.2	40.2	7.1%
Mixed Beverage Taxes	32.0	33.0	6.1%
County Litigation Settlements	28.9	1.6	5.5%
Interest Earnings on Cash Balances	27.7	28.0	5.3%
Toll Road Reimbursement for Constable Services	21.0	21.6	4.0%
Property Tax Commissions	15.3	15.5	2.9%
Auto Registration Collection Fees	14.5	14.7	2.8%
Total Top Ten Revenue Accts	\$380M	\$366M	72%

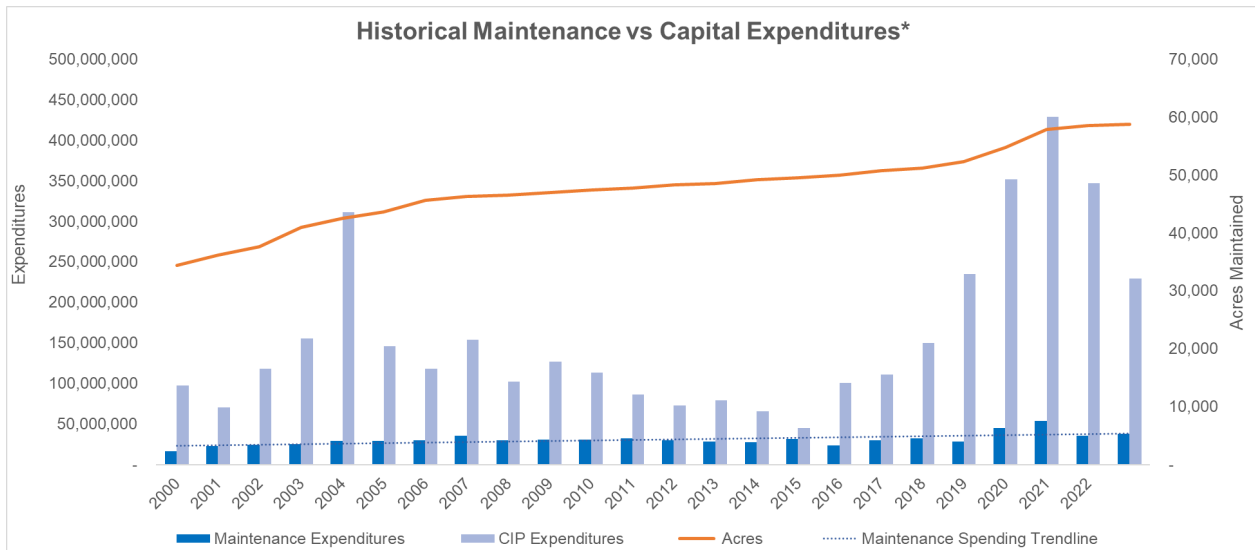
* All revenue generated from contract patrol program is appropriated to corresponding law enforcement departments to pay for positions and non-labor. The county receives less money than contract patrol costs and the difference is paid out of the general fund.

FY2025 County litigation settlement revenue represents anticipated payments from existing settlements only. Despite the large amount of revenue generated by settlement in FY2024, OMB does not include estimated revenue for any potential legal settlements until the actual settlement amounts and timing are known.

Flood Control District

The Harris County Flood Control District is a special purpose district created by the Texas Legislature in 1937 and governed by Harris County Commissioners Court. The Flood Control District's jurisdictional boundaries coincide with Harris County and covers 23 primary watersheds and 1,777 square miles.

While the amount of acreage included in the Flood Control District's portfolio nearly doubled since 2000, maintenance spending did not keep pace, resulting in a deferred maintenance challenge (see figure/graph below). This deferred maintenance issue is exacerbated by the volume of new capital investments coming online now and in the next several years. New infrastructure includes more than \$5 billion dollars of projects through the 2018 Bond Program and an additional \$843 million dollars in projects funded through Community Development Block Grant (CDBG) Mitigation and Disaster Recovery programs.



source: Harris County Flood Control District*

Flood Control's financial challenges increased in 2022 after Commissioners Court was unable to agree on a tax rate and defaulted to the No New Revenue (NNR) rate. This resulted in FY23 tax revenue \$25M below what the Court could have authorized. Because each year's adopted rate becomes the starting point for the following year's tax calculation, the maximum revenue for all future years was decreased by \$25M as well. In most cases, when a jurisdiction adopts a rate below the Voter Approval Rate (VAR), it can increase the following year's rate to make up the difference (this is the unused increment component

*Expenditures are inflation adjusted and reflect 2024 dollars.

of the annual tax rate calculation). In this case, however, Flood Control’s adopted tax rate dropped below \$.025 in tax year 2022 which, by state statute, reclassified it to a “Special District” which allows for a higher annual tax rate increase but makes it ineligible to apply the unused increment in future years. The District’s M&O tax rates for the last ten years are shown below.

	2015	2016	2017	2018	2019	2020	2021	2022	2023	2024
M&O Tax Rate	0.02620	0.02745	0.02736	0.02738	0.02670	0.02649	0.02599	0.02043	0.02010	0.03774

To address Flood Control’s maintenance demands, which includes maintaining system capacity, reducing the risk of system failures, and managing new bond and CDBG-funded infrastructure coming online over the next five years, Commissioners Court adopted a 2024 Flood Control M&O tax rate of \$.03774 which is expected to allow for a 67-year infrastructure rehabilitation and replacement cycle. The adopted rate is \$.01581 higher than the VAR and ultimate approval is up to the voters who will be asked to approve the rate at an election to be held on November 5, 2024. If the rate increase is rejected by the voters, the Flood Control rate will revert to the calculated VAR of \$.02193. The revenue difference between the proposed rate and the VAR is just over \$100M.

Tax Rate	2025 Budget
Voter Approval Rate	\$140,400,000
Adopted Rate	\$241,100,000

The adopted 2024 tax rate is expected to generate more revenue than is needed for current year maintenance in FY2025. The reason for “overshooting” current year maintenance needs in FY2025 is because of the rapid expansion of flood control infrastructure over the next five years combined with insufficient maintenance funding for existing infrastructure. The new bond and CDBG infrastructure will result in future M&O cost increases that will grow faster than Flood Control is able to increase its revenue under the statutory revenue caps. Furthermore, maintenance funding for Flood Control’s existing portfolio of \$5.7B in infrastructure assets only supports a 270-year repair and replacement lifecycle resulting in \$700M to \$1B in estimated deferred maintenance. Given the annual cap on revenue increases and because it isn’t practical or cost effective to hold tax rate elections every year, the recommended approach is to possibly over-collect for current maintenance needs in FY25 and set aside any surplus in reserve to offset future year needs. Revenues within FY25 and FY26 will also support startup costs for the scale-up of operations (to include adding new staff, equipment, facilities, and contracts, as well as addressing up-front design/engineering, right-of-way acquisition, and permitting approvals that may be required for major maintenance projects).

Debt Service

VM

Overview

The County issues long-term debt instruments such as general obligation bonds, certificates of obligation, and revenue bonds to fund capital improvements such as infrastructure improvements, transportation system, machinery and equipment, vehicles, flood mitigation, and other capital needs. The County also issues short-term debt instruments, such as commercial paper, to provide interim financing for various long-capital projects and the financing of shorter-term assets that have depreciation schedules such as vehicles and technology.

In FY2024, Harris County was in the bond market twice, issuing long-term debt for: Road, Certificates of Obligation (CO), and Permanent Improvement Bonds (PIB) (\$750.9M), and HCTRA (\$950M), for a total of \$1.7B of new debt. The County will be issuing HOT Bonds in an amount not to exceed \$35M to fund the roof and sound system of the NRG Park Facility. The County also had several transactions relating to short-term debt in the form of commercial paper. The dealer for the issuance of Commercial Paper programs Series programs Series H & H-2 (Flood) and Series K (Toll Road) was replaced. In addition, the credit facility for Series D-3 (PIB) will be replaced, and the credit agreements for Series C (Road) and Series H will be renewed.

Harris County is proud to have AAA rating from Moody's, S&P, Fitch, and KBRA Rating agencies for our General Obligation (GO) credit. The County has been able to maintain the highest credit rating allowed by being able to demonstrate a low default risk. The Harris County Toll Road Revenue credit is the highest rated Toll Road in the United States, with ratings of AA/Aa1/Aa-. These ratings keep our bonds in high demand among investors, which in turn keeps our borrowing costs low.

The Interest & Sinking (I&S) tax rate is established by including all the County's mandatory debt service payments for the upcoming fiscal year, as well as any commercial paper repayments that meets the amended definition of debt defined in HB 1869. The I&S rate is calculated by adjusting the debt service by (1) the unencumbered fund balance; (2) the amount paid from other resources; and (3) the collection rate. To calculate the I&S rate, the total amount of GO debt service is divided by the total property assessments, as calculated by HCAD.

Types of Debt Instruments

Long-term debt instruments include:

General Obligation (GO) Bonds and Certificates of Obligation (CO) are direct obligations backed by the full faith and credit of the County and secured by the receipt of annual ad valorem taxes. The County issues both voter authorized and non-voted GO bonds. The County currently issues the following GO bonds to finance capital assets:

- Road Bonds
- Permanent Improvement Bonds
- Flood Control Bonds
- Toll Road Tax & Subordinate Lien Bonds
- Tax & Subordinate Lien Revenue (HOT) Bonds

Revenue Bonds are generally payable from the pledged revenue generated by the respective activity for which the bonds are issued. The County issues the following revenue bonds:

- Toll Road Senior Lien Revenue Bonds
- Toll Road First Lien Revenue Bonds


Short-term debt instruments include:

General Obligation (GO) Commercial Paper is a general obligation of the County secured by ad valorem taxes to provide interim financing for various short-term assets and long-term capital assets. There are currently ten GO commercial paper programs totaling \$2.15B in total authority.

Revenue Commercial Paper is payable from pledged revenue of the Harris County Toll Road Authority to provide interim financing of capital assets. There are two commercial paper programs for Toll Road in the total amount of \$350M.

Historical Debt Service

Historically, Harris County has leveraged its strong credit rating to issue debt to make investments into County infrastructure such as roads and parks. OMB has endeavored to balance the amount of debt service Harris County residents would be responsible for with the need for new infrastructure as the County grew in population. As new debt is added or refunded the strategy is to fill in gaps in maturities that keeps the debt service stable. As seen in the chart below, Harris County will pay off approximately \$278.5M of its General Obligation debt in FY25. Also shown later in this section, HCFCD will pay off \$67.4M in FY25. As debt is paid off it will decrease the Interest and Sinking component of the tax rate, unless replaced by new debt. The issuance of new debt in FY24 (Road, Permanent Improvement Bonds and Certificates of Obligation) in the total amount of \$750.9M increased the General Obligation outstanding bonds with principals maturing from 2025 to 2054 which increased the debt service in FY25.



The chart below shows historically that the I&S rate for the County’s debt service has remained reasonably consistent over the years. However, the Flood Control’s part of the rate will continue to increase as we issue debt from the 2018 voted authority. Even as we add new Flood Control debt, taxable assessed values continue to increase through assessments and new construction, and it has kept our overall I&S rate low. In tax years 2020 and 2021, the County chose to pay debt service on the unlimited tax road bonds from HCTRA surplus funds.

	TY2014	TY2015	TY2016	TY2017	TY2018	TY2019	TY2020	TY2021	TY2022	TY2023	TY2024
Harris County											
Constitutional Debt Service	0.04802	0.05237	0.05111	0.05234	0.05084	0.04711	0.05088	0.04193	0.03084	0.03398	0.03602
Road Debt Service	0.02382	0.02139	0.02045	0.02067	0.01774	0.01828	-	-	0.01184	0.01328	0.01476
Harris County Total	0.07184	0.07376	0.07156	0.07301	0.06858	0.06539	0.05088	0.04193	0.04268	0.04726	0.05078
Flood Control District											
Debt Service	0.00116	0.00113	0.00084	0.00095	0.00139	0.00122	0.00493	0.0075	0.01012	0.01095	0.01122
Total Debt Service	0.07300	0.07489	0.07240	0.07396	0.06997	0.06661	0.05581	0.04943	0.05280	0.05821	0.06200

Harris County & Flood Control District Authorized/Unissued Bonds

As of: 6/30/2024

	Election	(Amounts in Thousands)	
		Original Authorization	Unissued Authorization
Limited Tax:			
Civil Justice Center	1999	119,000	33,000
Parks	2015	60,000	11,040
Forensic Center	2007	80,000	5,180
Parks	2022	200,000	200,000
Public Safety	2022	100,000	100,000
Total Limited Tax Bonds		559,000	419,220
Unlimited Tax			
Road	2015	700,000	302,780
Road	2022	900,000	900,000
Total Unlimited Tax Bonds		1,600,000	1,202,780
Toll Road Unlimited Tax and Revenue			
Toll Road	1983	900,000	15,148
Total TR Unlimited Tax Bonds		900,000	15,148
Flood Control District Limited Tax Bonds			
Flood	2018	2,500,000	1,491,775
Total FC Limited Tax Bonds		2,500,000	1,491,775
Total County & Flood Control District		5,559,000	3,128,923

Road and Park Bonds

The Texas Constitution authorizes the County to levy, with voter approval, a tax, without legal limit as to rate, to pay debt service on County Road bonds. Road bonds are issued to finance land acquisition, construction, development, maintenance and operation of County roads and bridges.

Parks are considered a permanent improvement. The Texas Constitution authorizes the County to levy a tax rate up to 0.80 tax rate limitation, to pay debt service on the permanent improvement bonds. The bonds are issued for the purpose of financing land acquisition, development, improvement, and maintenance of County parks.

Road and Park bonds can be issued under voted authority. The debt payments for Road and Park bonds in FY25 will be approximately \$97.8M. In fiscal year 2024, the County issued approximately \$222M in road bonds.

The County issues road bonds for the purpose and amount specified in the bond election. The County also uses Commercial Paper Notes, Series C and Series C-2 to fund road projects. The County uses Commercial Paper Notes, Series B and Series D to fund park projects. The notes issued are counted against voted authority and the outstanding notes will eventually roll into long term bonds to restore the commercial paper capacity.

The table represents road and parks authorized but unissued bonds as of June 30, 2024:

Bond Election	Authorized Amount	Issued	Unissued	Encumbrances	Remaining Budget
2015 Road bonds	700,000,000	397,220,000	302,780,000	98,200,617	204,579,383
2022 Road bonds	900,000,000	-	900,000,000	-	900,000,000
2015 Park bonds	60,000,000	48,960,000	11,040,000	7,318,068	3,721,932
2022 Park bonds	200,000,000	-	200,000,000	-	200,000,000
Total	1,860,000,000	446,180,000	1,413,820,000	105,518,685	1,308,301,315

Permanent Improvement Bonds (PIB)

The Texas Constitution authorizes the County to levy a tax rate up to 0.80 tax rate limitation to pay debt service on the permanent improvement bonds. Permanent Improvement Bonds are issued to finance construction, buildings, improvements, juvenile facilities, public facilities, parks, vehicles, machinery and equipment, and other capital needs. The bonds are a combination of voted and non-voted authority.

For voted projects, the County issues bonds and/or uses Commercial Paper Notes, Series B, Series D and Series D-2 for the purpose and amount specified in the voted authorization. Notes issued are counted against voted authority and will eventually roll into long term bonds.

Non-voted projects are funded by Commercial Paper Notes, Series A-1, Series D, Series D-2, and Series D-3. Notes issued to finance capital assets with useful life of less than five years will be repaid from tax collections, while notes issued to finance capital assets with a longer useful life will be refunded with bonds.

The debt payments for Permanent Improvement Bonds in FY25 will be approximately \$131.1M.

The table represents authorized but unissued bonds as of June 30, 2024:

Bond Election	Authorized Amount	Issued	Unissued	Remaining Budget
1999 Civil Justice Center	119,000,000	86,000,000	33,000,000	33,000,000
2007 Forensic Center	80,000,000	74,820,000	5,180,000	5,180,000
2022 Public Safety	100,000,000	-	100,000,000	100,000,000
Total	299,000,000	160,820,000	138,180,000	138,180,000

Flood Control Contract Tax

The Flood Control Contract Tax Bonds are special obligations of the HCFCF, secured by a pledge on the County’s payments to the HCFCF under the Flood Control Project Contract. The County and the District have entered into a contract, as amended and restated, to which the County has agreed to make payments to the District to enable the District to provide certain flood control projects for the benefit of the County. The County’s payments to the District are secured by and payable from the County’s \$0.80 tax rate limit.

The FY25 budget assumes \$45.6M in debt payments supported by Flood Control Contract Tax.

Flood Control District

The Flood Bonds are obligations of the HCFCF, secured by a pledge and payable from the District’s \$0.30 tax rate limit. Flood bonds require voters’ approval. The bonds are issued to finance flood control projects including purchasing lands, easements, rights-of-way, and structures and for the acquisition and construction of improvements, including detention basins, channel modifications, and other works suitable for use in connection with flood damage reduction.

HCFCF bonds are used on the 2018 Flood Control Bond Program (2018 Bond Program). The 2018 Bond Program consists of 181 “Bond IDs,” which represent logical groupings of projects. Aside from a small reserve of \$87M, the entirety of the \$2.5B in bond authority has been allocated to a particular Bond ID. As of July 2024, work has started on all 181 Bond IDs: 42 have been completed, 20 are in construction, 60 are in design or engineering, and 59 are in earlier stages like feasibility or right-of-way acquisition.

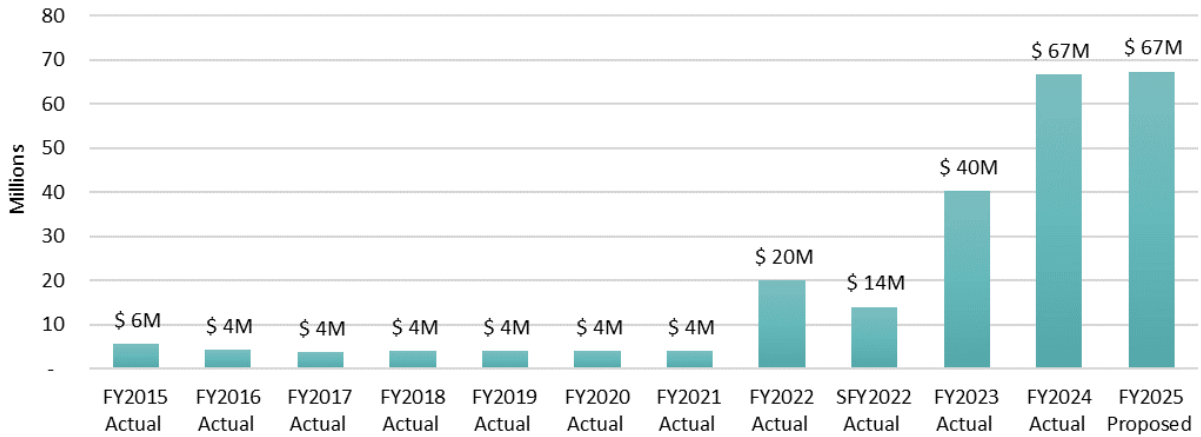
HCFCF uses Commercial Paper Notes, Series H, and Series H-2 or issues bonds to fund flood control projects. The issuance of notes is counted against voted authority and the outstanding notes will be refunded with bonds to restore the commercial paper capacity.

The table represents authorized but unissued bonds as of June 30, 2024:

Bond Election	Authorized Amount	Issued	Unissued	Encumbrances	Available Budget
2018 Flood Bonds	2,500,000,000	1,008,225,000	1,491,775,000	133,559,922	1,358,215,078
Total	2,500,000,000	1,008,225,000	1,491,775,000	133,559,922	1,358,215,078

Flood Control bonds require voted authority. The debt payments for Flood bonds in FY25 will be \$67.4M.

Flood Control District Debt Service History

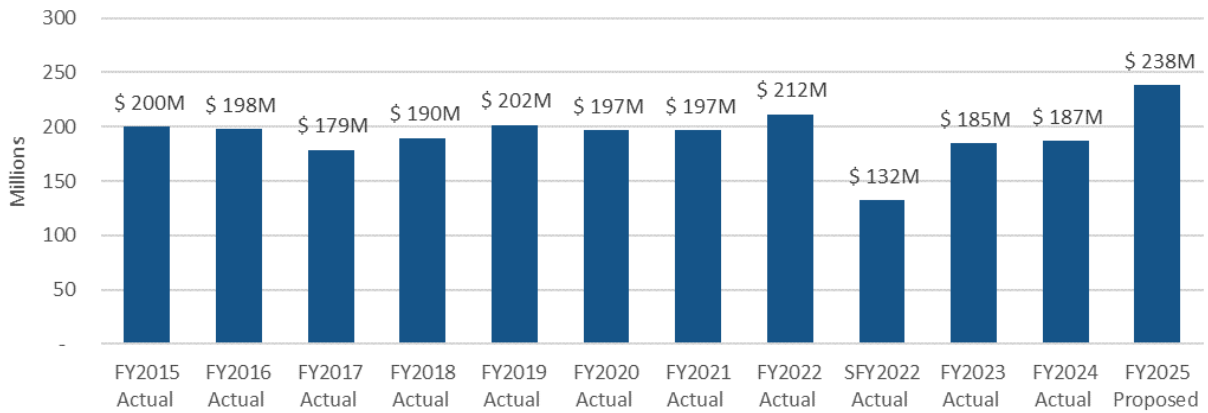


Harris County Toll Road Authority

The County is authorized to issue Toll Road Unlimited Tax and Subordinate Revenue Bonds, Toll Road Senior Lien Revenue Bonds and Toll Road First Lien Revenue Bonds pursuant to Chapters 1207 and 1371, Texas Government Code, as amended, Chapter 284, Texas Transportation Code. All Toll Road bonds are payable from toll revenues. The bonds are issued to finance construction, acquisition, and improvement of the County’s toll roads.

The County issues Toll Road bonds or uses Commercial Paper Notes, Series K and Series K-2, to finance toll road projects. Notes issued are eventually rolled into long term bonds to restore the commercial paper capacity.

Harris County Toll Road Bonds Debt Service History



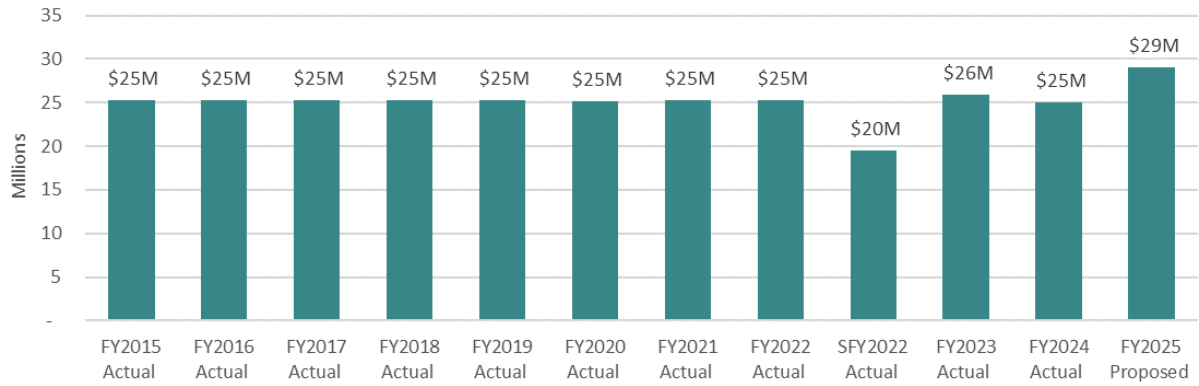
The HCTRA Budget assumes \$238.1M in debt service payments in FY25. HCTRA’s debt service has increased due to new bond issues to support construction on several large projects, including the Ship Channel Bridge replacement, Hardy Downtown Connector, SH225 partial interchange at the Sam Houston Tollway, and improvements to the Hardy Toll Road interchange with Beltway 8 and the Sam Houston Tollway.

Hotel Occupancy Tax

The Tax and Subordinate Lien Revenue bonds are supported by the County’s Hotel Occupancy Tax (HOT) are used for authorized County purposes including the construction of public works at NRG Park for the purposes of attracting visitors and promoting tourism. The County has pledged its \$0.80 ad valorem tax rate and the receipts of the hotel occupancy tax to the payment of the bonds. Although the County pledged its ad valorem taxes, HOT bonds debt service is paid from hotel occupancy tax revenues and no tax has been levied to pay on these bonds. The debt service projection assumes a bond sale to replace the NRG stadium roof and sound system, secured solely by HOT revenues.

The HOT fund assumes \$29M in debt payments in FY25.

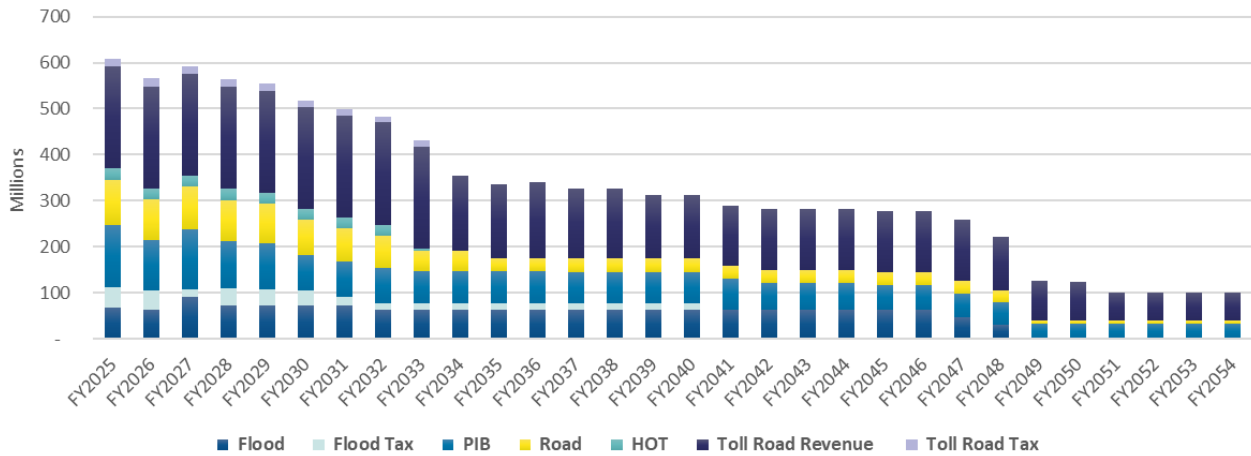
Harris County HOT Bonds Debt Service History



Overall Debt to Maturity

Harris County manages a debt portfolio equating to \$6.3B in outstanding debt. The below bar chart represents annual debt service payments composed of principal and interest from FY2025 through maturity of the bonds. Debt service payments are paid semi-annually.

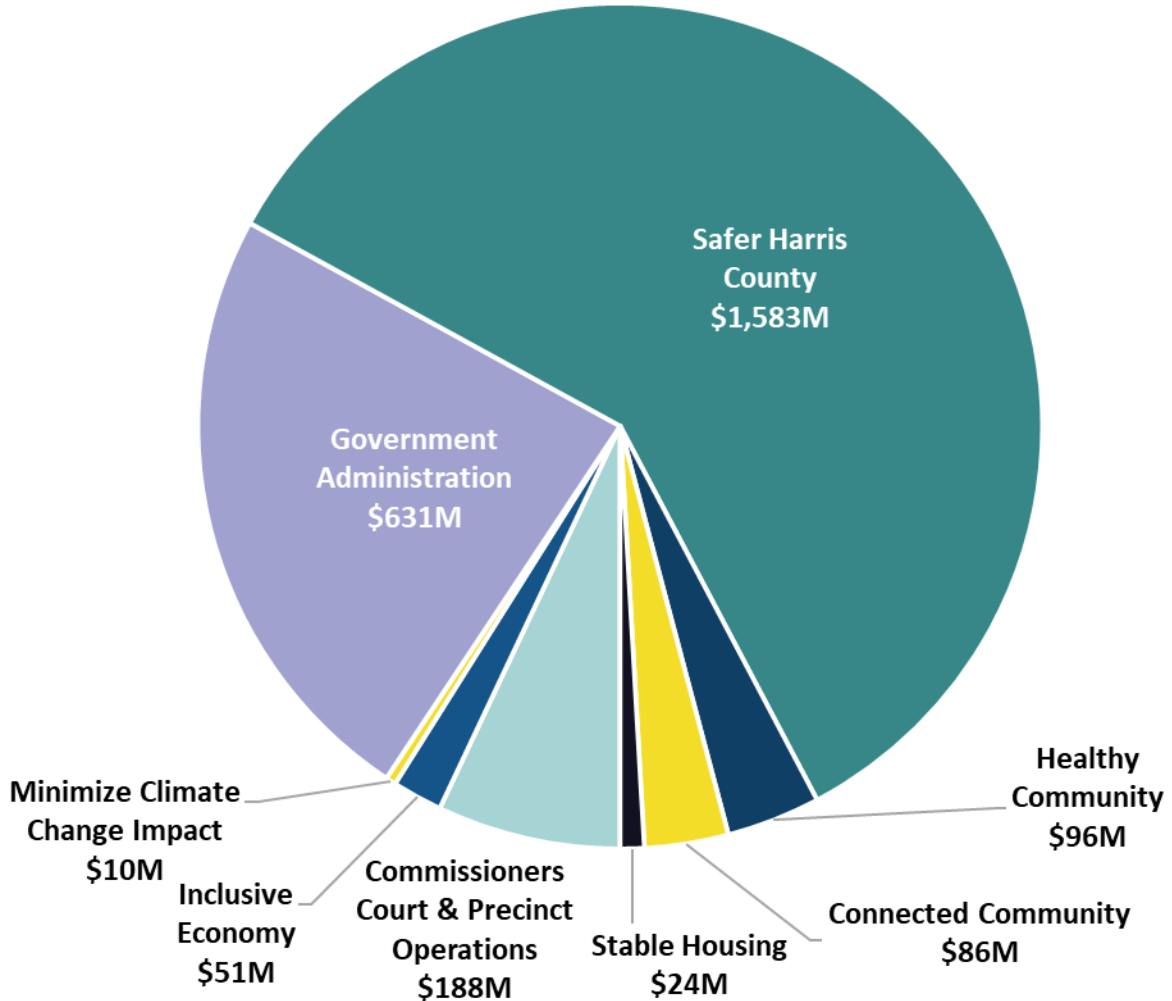
Debt Service through Maturity



Budget Recommendations

VMI

FY25 Proposed General Fund Budget



FY25 Proposed Budget recommends \$2,669M of appropriations, of which \$2,416M is allocated to departments and \$231M allocated to General Administration to cover certain nondepartmental administrative costs like TIRZ payments, legal costs, property insurance, annual software maintenance costs, and countywide investments (see "[Department 202 Budget Detail](#)"). These amounts exclude the County's unallocated fund balance and Commissioner Court offices' carryover funds.

Make Harris County Safer and More Just

Residents deserve to live safely. Yet, addressing safety only through traditional criminal legal system solutions has led to jail overcrowding, court backlogs, and strains on the county budget. We can make our communities safer and support victims through effective, holistic approaches that prevent violence and trauma, narrow racial and ethnic disparities, elevate both the efficiency and fairness of the justice system, center rehabilitation, and minimize unnecessary legal system exposure.

Focused Objective: Reduce violent crime across the county.

Key budget recommendations for this Focused Objective include:

- Investing \$1.3M to provide the newly created HCSO District 6 office supervisors.
- Sustaining \$3.1M from lapse in grant funding for the VIPER (Violent Persons Warrants Task Force) Program.
- Investing \$1.5M in overtime to help reduce the backlog of open criminal cases.
- Investing \$1M in the Teledeputy Program, which allows deputies to work overtime at the Emergency Dispatch Center (EDC) specifically to respond to calls for service that do not require an on-scene law enforcement.
- Investing \$468K in elected official raises for the Constables and Sheriff.

Key budget recommendations for this Focused Objective include:

- Increasing the Public Defender's budget by \$11.7M, to support the second year of its expansion to represent 50% of all cases by FY26.
- Investing \$8.5M for the remaining three out of six new Criminal District Courts, approved by the Texas State Legislature, to provide additional trial capacity and assist with processing of the court backlog:
 - District Attorney's Office \$3.5M
 - Public Defender's Office \$1.0M
 - District Courts \$1.0M
 - District Clerk's Office \$901K
 - Sheriff's Office \$754K
 - Pretrial Services \$738K
 - Community Supervision \$625K
- Increasing funding for the Institute of Forensic Sciences by \$2.0M to acquire equipment necessary to ensure accreditation standards for chain of custody, sustain necessary maintenance and calibration cycles for equipment, and support purchasing power for crime lab supplies in the face of rising vendor costs for DNA testing kits.
- Funding an additional \$1M for the Institute of Forensic Sciences to provide decedent transport internally by hiring 11 positions and eliminating contractor costs.

- Sustaining \$1.7M in lapsing grant funds, for the District Attorney, to provide victims assistance communication and coordination as well as a newly required county grant match, following changes to available funding for the Victims of Crime Act (VOCA).
- Maintaining a \$1.2M supplemental appropriation, for the District Courts, to address the Harris Center Competency evaluation backlog.
- Investing an additional \$400K for Pretrial Services to hire 4 additional Pretrial Officer positions to comply with the Public Safety Report requirement under Texas Senate Bill 6, and free up time and capacity to existing staff.
- Funding an additional \$350K in the District Clerk's Office for 4 additional Clerk positions to 24-Hour Hearing Court, as well as complying with State of Texas mandates for restitution payments.
- Funding an additional \$500k to expand the RISE program.
- Funding an additional \$1M to expand the HART program into a new district and bring the services in-house.

Focused Objective: Improve safety and health conditions in the jail.

Key budget recommendations for this Focused Objective include:

- Investing \$385K in HCSO Detention to manage the HR workload more effectively and establish a dedicated team to process detention officer applicants year-round.
- Sustaining \$1M from lapse in grant funding for Jail Based Competency Restoration, JBRC is more effective at reducing wait times for treatment, improving restoration rates, and reducing the competency and jail populations.
- Invested \$696K for contract expansion to 24/7 medical care at LaSalle Facility.
- Increasing HCSO Medical budget by \$10.1M for additional services and equipment maintenance.
- Transferring \$39.3M of inmate outsourcing cost from ARPA to General Fund.
- Sustaining \$11.3M in funding for additional inmate outsourcing to Tallahatchie Correctional Facility.

Focused Objective: Reduce racial, ethnic, and economic disparities in the criminal legal system.

Key budget recommendations for this Focused Objective include:

- Providing \$725K of additional funding for the District Courts (\$250K) and the County Courts (\$475K) to meet demand for interpreter services in the courtrooms and overall language access services.
- Investing an additional \$315K for the District Courts to maintain adequate funding for indigent defense case transcripts (\$300K), and budget for an increase in medication hearings (\$15K) witnessed throughout FY24.
- Funding Probate Court #4 for \$35K to budget for administrative fee increases by the staffing agency used for ward visitations.

Focused Objective: Increase efficiency across the legal system.

Key budget recommendations for this Focused Objective include:

- Sustaining \$1.1M in lapsing grant funds for the Office of Managed Assigned Council to oversee and manage the court appointed attorneys list within the County Criminal Courts, following the final year of a Texas Indigent Defense Commission (TIDC) grant to establish the office.
- 380K to support the justice innovation team in their work to support the Harris County justice system.

Budget Overview

Below is an overview of actuals for SFY22 and FY23, as well as the Adopted FY24 Budget and the FY25 Proposed Budget for each department within the *Make Harris County Safer* goal area. Certain departments are also planned to receive transfers at the beginning of FY25 to their adjusted budget – these departments and the transfer amounts are included in a separate table below.

Department Name	SFY22 Actuals	FY23 Actuals	FY24 Adopted	FY25 Proposed
14th Court of Appeals	-	4,171	38,881	38,881
1st Court of Appeals	-	6,334	38,881	38,881
Community Supervision	2,017,147	3,487,540	4,110,116	4,738,731
Constable, Precinct 1	30,571,862	51,498,887	49,108,913	50,122,803
Constable, Precinct 2	7,164,564	12,870,704	12,227,590	12,524,122
Constable, Precinct 3	12,617,530	23,113,753	20,950,166	21,429,016
Constable, Precinct 4	39,848,754	67,773,494	66,361,426	67,466,687
Constable, Precinct 5	28,685,304	49,528,064	48,829,729	49,562,927
Constable, Precinct 6	6,388,193	10,750,451	12,053,393	12,586,487
Constable, Precinct 7	8,711,861	14,292,892	16,307,891	16,588,748
Constable, Precinct 8	5,855,176	9,980,932	10,494,620	10,724,887
County Courts	12,512,909	20,309,931	22,763,313	23,740,878
County Courts Court Appointed Attorney Fees	5,992,799	14,871,291	9,600,000	5,600,000
District Attorney	64,367,952	103,100,950	116,116,536	116,132,630
District Clerk	24,946,877	38,151,770	47,227,075	48,948,691

Department Name	SFY22 Actuals	FY23 Actuals	FY24 Adopted	FY25 Proposed
District Courts	19,542,163	32,131,045	36,456,289	39,406,757
District Courts Court Appointed Attorney Fees	38,639,848	73,169,985	63,500,000	53,500,000
Domestic Relations	4,417,717	7,263,503	7,944,943	8,151,376
Fire Marshal	6,761,386	12,207,917	12,542,585	13,147,407
Harris County Resources for Children and Adults	16,963,526	27,830,294	30,510,373	31,330,193
Institute of Forensic Sciences	22,647,441	37,678,092	41,555,180	45,049,463
Justice of the Peace, 1-1	1,436,449	2,356,819	2,602,185	2,647,062
Justice of the Peace, 1-2	1,378,262	2,243,731	2,730,787	2,822,973
Justice of the Peace, 2-1	664,364	1,191,170	1,268,258	1,297,255
Justice of the Peace, 2-2	568,987	1,044,953	1,165,473	1,252,335
Justice of the Peace, 3-1	1,107,470	1,855,077	2,067,736	2,104,770
Justice of the Peace, 3-2	814,310	1,210,881	1,444,034	1,494,603
Justice of the Peace, 4-1	1,928,871	3,401,970	3,593,741	3,648,055
Justice of the Peace, 4-2	989,398	1,608,809	1,833,341	1,875,375
Justice of the Peace, 5-1	1,271,734	2,338,974	2,685,539	2,730,637
Justice of the Peace, 5-2	1,933,211	3,024,049	3,582,775	3,659,789
Justice of the Peace, 6-1	572,542	982,478	1,078,545	1,119,711
Justice of the Peace, 6-2	434,841	852,474	1,000,566	1,026,080
Justice of the Peace, 7-1	711,597	1,212,690	1,433,089	1,463,211
Justice of the Peace, 7-2	595,941	994,802	1,234,709	1,262,527
Justice of the Peace, 8-1	810,878	1,246,801	1,473,817	1,511,216
Justice of the Peace, 8-2	482,361	806,554	1,031,367	1,054,577
Juvenile Probation	49,558,573	86,666,119	93,212,970	98,010,152
Office of Managed Assigned Counsel	820,358	2,207,199	2,252,664	3,345,288
Pretrial Services	13,327,784	23,798,596	27,953,755	29,151,690
Probate Court No. 1	1,080,743	1,802,249	2,002,603	2,036,049
Probate Court No. 2	957,975	1,556,215	1,768,842	1,801,599
Probate Court No. 3	3,341,228	5,560,315	6,038,513	6,082,327
Probate Court No. 4	1,024,838	1,745,466	1,934,105	2,002,551
Probate Court No. 5	-	-	1,713,193	1,657,092
Public Defender	18,769,383	30,241,846	43,047,988	56,032,593

Department Name	SFY22 Actuals	FY23 Actuals	FY24 Adopted	FY25 Proposed
Sheriff - Detention	163,535,851	282,489,413	301,901,978	306,522,599
Sheriff - Medical	57,320,778	94,884,649	97,379,232	108,568,632
Sheriff - Patrol & Administration	160,633,711	263,318,125	293,112,002	305,778,154
Sheriff's Civil Service	154,929	284,363	338,914	333,676
Total	844,880,376	1,430,948,787	1,531,620,621	1,583,122,143

Improve Physical and Mental Health Outcomes Across All Communities

According to the US Centers for Disease Control (CDC), Harris County scores lower than peer counties on resident health outcomes, and severe disparities exist across communities in those outcomes. We will continue addressing the social determinants of health through County services to equitably improve health outcomes.

Focused Objective: Improve the health behaviors of community members.

Key budget recommendations for this Focused Objective include:

- Increasing \$560k to expand the Crisis Intervention Response Team (CIRT) with an additional 6 clinicians from The Harris Center for Mental Health and IDD.
- Increasing \$1M in general funds to cover increased bed costs and security at the Harris County Psychiatric Center (HCPC).

Focused Objective: Increase access to quality health care, including preventive and behavioral health.

Key budget recommendations for this Focused Objective include:

- Sustaining \$3.5M in general funds for comprehensive Project ACCESS support that covers health, housing, and legal intervention support.
- Sustaining FY24 supplemental of \$4.4M specifically for equitable expansion of community health initiatives, such as mobile health pods, increasing access to health care across the county.
- Reducing Public Health Services fees and services by \$350K by eliminating a duplicative conference.
- Committing continued ARPA funding up to \$5.8M to support access to the full spectrum of reproductive healthcare options for low-income, uninsured Harris County residents to help individuals achieve desired reproductive life goals.
- Allocating continued funding up to \$6M in ARPA funding to expand Chronic Disease Prevention and create 20 positions to support the program in efforts to reduce the prevalence and impact of chronic disease-causing risk behaviors in Harris County.
- Committing continued up to \$23.7M in ARPA funding to (1) support 11 programs to expand access to counseling services for youth and families, treatment for substance use, and growing the behavioral health workforce, and (2) to empower community members with tools and training to support each other's emotional health, strengthening community behavioral health, emotional wellness, and resiliency.
- Reducing Public Health's general fund budget by approximately \$1M and transferring the costs and associated positions to a PHS Donation/Special Revenue Fund.
- 1.5M for wrap around services for victims of domestic violence.

Focused Objective: Improve children's health outcomes.

Key budget recommendations for this Focused Objective include:

- Committing continued funding of up to \$7.7M in ARPA funding to support Maternal and Child Health programs.
- Recurring \$7.5M in federal grant funding for the regional Special Supplemental Nutrition Program for Women, Infants, and Children.
- Increased funding of \$1.4M for Maternal mental and children’s health program.

Budget Overview

Below is an overview of actuals for SFY22 and FY23, as well as the Adopted FY24 Budget and the FY25 Proposed Budget for each department within the *Improve Physical and Mental Health Outcomes Across All Communities* goal area. Certain departments are also planned to receive transfers at the beginning of FY25 to their adjusted budget – these departments and the transfer amounts are included in a separate table below.

Department Name	SFY22 Actuals	FY23 Actuals	FY24 Adopted	FY25 Proposed
Children's Assessment Center	6,132,436	10,004,083	10,636,098	10,838,850
Public Health Services	23,359,611	44,709,043	56,113,006	59,927,592
Texas A&M Agrilife	558,228	845,147	1,119,555	1,129,923
The Harris Center for Mental Health	13,455,850	23,067,171	23,067,171	24,067,171
Total	43,506,125	78,625,444	90,935,830	95,963,536

Minimize the impact of climate change and disasters

Flooding, extreme heat, increasingly intense storms, and other climate-induced risks continue to plague our region, along with environmental and human-caused threats and hazards. We will equitably champion climate adaptation, resilience, and mitigation strategies as well as respond to environmental hazards to make Harris County a sustainable and livable county for decades to come.

Focused Objective: Reduce GHG emissions from County operations by 40% by 2030.

Key budget recommendations for this Focused Objective include:

- Allocating \$400K in utilities savings from Office of Sustainability initiatives and investments to the Revolving Energy Efficiency Fund to implement energy efficiency projects within Harris County's facilities portfolio.
- Investing \$60M to expand and re-equip the County's main South Central Plant with new, energy-efficient variable frequency drive (VFD) chillers and upgrade related pumps and cooling towers to save energy and reduce GHG emissions.
- Securing a \$3.4M loan at 0.25% interest with the Texas State Energy Conservation Office to replace 1970s-era chillers at 1111 Fannin with new, variable speed chillers that are expected to provide over 40% energy savings.
- Investing \$3.9M in an electric vehicle pilot to reduce GHG emissions and fleet cost.

Focused Objective- Equitably reduce the health, economic, and other impacts of climate change and disasters.

Key budget recommendations for this Focused Objective include:

- Increasing Pollution Control Services' budget by \$215k to fund increased lab operating costs and field work requirements.
- Continued commitment of up to \$20M in ARPA funding to the Lead Abatement and Prevention program to include a Healthy Homes Initiative, focused on raising awareness of lead-related issues in "hot spot" areas.

Focused Objective: Enhance disaster preparedness and resiliency.

Key budget recommendations for this Focused Objective include:

- Providing the County Judge's Office with up to \$3M in non-voted debt funding per biennium for general use, which can be used on vehicles, equipment, and other investments for disaster preparedness and the Office of Homeland Security and Emergency Management.
- Transferred the Risk Management and FEMA reimbursement responsibilities from HRRM to OMB to better coordinate financial management of disaster response.
- Proposing an increased Flood Control tax rate to voters dedicated to accelerating and improving maintenance of flood mitigation infrastructure, with some resources supporting resilient and

nature-based flood control solutions—including acquiring property along channels, especially natural and earthen channels—that reduce flood risk and total lifecycle maintenance costs.

Focused Objective: Encourage residents, businesses, and public entities to significantly reduce their environmental footprint for the health of our region.

Key budget recommendations for this Focused Objective include:

- Leading the Texas Solar for All Coalition, which secured \$249.7M in grant funding from the EPA’s Solar for All program for investments in solar energy for not only Harris County but also for other municipalities and non-profit organizations throughout Texas, including Dallas County, Houston, Austin, San Antonio, Opportunity Home San Antonio, Waco, the Texas Energy Poverty Research Institute, Clean Energy Fund of Texas, and the Houston Advanced Research Center.
- Installing more than 30 MW of community solar and batter storage in Harris County through the Solar for All program. Harris County will invest alongside EPA to maximize the number of County residents who can benefit from lower energy bills.

Budget Overview

Below is an overview of actuals for SFY22 and FY23, as well as the Adopted FY24 Budget and the FY25 Proposed Budget for each department within the *Minimize the impact of climate change and disasters* goal area. Certain departments are also planned to receive transfers at the beginning of FY25 to their adjusted budget – these departments and the transfer amounts are included in a separate table below.

Department Name	SFY22 Actuals	FY23 Actuals	FY24 Adopted	FY25 Proposed
Pollution Control	4,617,317	7,773,000	10,243,594	10,372,916
Total	4,617,317	7,773,000	10,243,594	10,372,916

Make Our Economy More Inclusive

Education, income, and wealth disparities across races, ethnicities, and gender persist for Harris County, despite a growing economy. We will expand access to high-paying, quality jobs and opportunities to build wealth for all residents, so all are included in regional prosperity.

Focused Objective: Grow the number of minority- and women-owned businesses.

Key budget recommendations for this Focused Objective include:

- Allocating \$1M in general funds for an updated County-wide disparity study to continue the County's MWBE program.
- Continued funding for three Vendor Diversity Project Monitors to support the increase in MWBE project monitoring using \$309K in general funds.
- Committing up to \$6.4M in ARPA funds for the Harris Hub small business assistance program to provide hands-on tailored technical assistance and accelerator grants to small businesses and entrepreneurs.
- Continued commitment of up to \$600K in FLEX funds for a comprehensive evaluation of the Harris Hub Program to ensure program metrics and ARPA requirements are being met.
- Funding an additional \$634K for the Department of Economic Equity and Opportunity to improve programming and policies for workers, small businesses, and economic development opportunities.
- Funding an additional 600k for additional support staff for the Department of Economic Equity and Opportunity for expanded operations.

Focused Objective: Provide workers with training and other support (e.g. childcare) to participate fully in the local economy.

Key budget recommendations for this Focused Objective include:

- Allocating \$7.9M in ARPA funds to the Early Childhood Impact Fund to support the Texas Children's Hospital UpWORDS Program, First3Years Safe Babies Program, and The Alliance Home-Based Child Care Program.
- Investing \$1.5M in ARPA funds to support County Connections to contract with 63 organizations across the County to provide summer enrichment programs for school age children to address educational disparities throughout the County.
- Investing \$48M in ARPA funds to support the Child Care Capacity: Contracted Slots Pilot Program to contract with centers and serve 1,000 families.

Focused Objective: Ensure that Harris County remains the best place in the region to start and grow a business.

Key budget recommendations for this Focused Objective include:

- In FY24 Commissioners Court approved a 100% property tax credit for childcare facilities to assist with the increased cost of operations of their facilities.

Focused Objective: Foster more family-wage jobs that ensure worker safety, benefits, and stability across all educational levels.

Key budget recommendations for this Focused Objective include:

- Continued funding of three Wage Rate Monitors to support the increase in compliance monitoring to ensure county contractors are meeting prevailing wage and fringe benefits requirements, using \$309K in general funds.
- Committing \$9.7M in ARPA funds for participating organizations to implement the Hire Up Harris Program providing high-quality job training programs that offer residents technical or sectoral-based training, licenses, degrees, or other industry-recognized qualifications, coupled with career success training, a concrete pipeline to employment, and wraparound services support.
- Investing \$10.9M for the Apprenticeship Advantage Program to expand and create opportunities for Harris County residents experiencing under-employment by providing support and financial resources to increase successful completion of programs and transition to work.

Budget Overview

Below is an overview of actuals for SFY22 and FY23, as well as the Adopted FY24 Budget and the FY25 Proposed Budget for each department within the *Make Our Economy More Inclusive* goal area. Certain departments are also planned to receive transfers at the beginning of FY25 to their adjusted budget – these departments and the transfer amounts are included in a separate table below.

Department Name	SFY22 Actuals	FY23 Actuals	FY24 Adopted	FY25 Proposed
Economic Equity & Opportunity	2,777,031	5,130,572	6,521,020	8,758,487
Library	22,258,660	38,210,175	42,381,681	42,464,687
Total	25,035,691	43,340,747	48,902,701	51,223,174

Help Residents Achieve Housing Stability

Over half of Harris County renter households (and more than 35% of all households) paid more than 30% of their income on housing costs in 2022 (defined by the U.S. Department of Housing and Urban Development as housing cost–burdened), as the pandemic exacerbated housing inequities. We will develop policies and make investments to address the shortfall of affordable housing and enable people to access and stay in safe and stable housing environments.

Focused Objective: Build and preserve affordable housing, particularly for low-income families.

Key budget recommendations for this Focused Objective include:

- Continued funding of 13 new full-time positions in the Housing and Community Development Department to support the successful implementation and monitoring of affordable housing projects using ARPA funds.
- Continued funding of up to \$15M in ARPA funds to purchase more than 100 single-family homes, many of which will go into the county's Community Land Trust program to provide and preserve long-term affordable housing.
- Investing up to \$7.3M in ARPA funds for the acquisition and pre-development of the Yellow Cab Project, which will comprise of a mix of single-family and multi-family units with community space, green space, and walkable and pedestrian friendly amenities.
- Continued purchasing of the land under the Kingsland Park multi-family development, creating five new affordable units and preserving 141 existing ones, using up to \$4.2M in ARPA funds.
- Establishing a policy allowing applications for tax exemptions from certain low-income housing projects, under Texas Tax Code 11.1825, of up to \$1.5M total.
- Providing up to \$20M investment in housing and relocation assistance due to construction impacts as a part of the Hardy Downtown Connector project.

Focused Objective: Reduce eviction and foreclosure rates among residents.

Key budget recommendations for this Focused Objective include:

- Investing up to \$108K of County funds for a lapsing grant from the National Center for State Courts to sustain a pilot project in Justice Courts Precinct 1 Place 2 and Precinct 2 Place 2, that established a full-time eviction diversion team to collect data and implement strategies to reduce the harm of eviction.

Focused Objective: Transition people experiencing homelessness into permanent housing.

Key budget recommendations for this Focused Objective include:

- Continued allocation of \$329K in general funds for 4 full-time positions previously funded by a federal Victims of Crime Act (VOCA) grant that will not be renewed in FY24. This funding for Harris County Resources for Children and Adults will retain existing housing case management services to foster youth at risk of homelessness.

Budget Overview

Below is an overview of actuals for SFY22 and FY23, as well as the Adopted FY24 Budget and the FY25 Proposed Budget for each department within the *Help Residents Achieve Housing Stability* goal area. Certain departments are also planned to receive transfers at the beginning of FY25 to their adjusted budget – these departments and the transfer amounts are included in a separate table below.

Department Name	SFY22 Actuals	FY23 Actuals	FY24 Adopted	FY25 Proposed
Housing and Community Development	15,715,559	19,886,286	23,486,201	22,652,799
Veterans Services	793,624	1,373,966	1,478,890	1,745,366
Total	16,509,183	21,260,252	24,965,091	24,398,165

Connect Our Community with Safe, Reliable, Equitably Distributed, and Well-Maintained Infrastructure

Harris County is responsible for maintaining thousands of miles of roadway, as well as bridges, channels, culverts, sidewalks, and other infrastructure. Historically, public investment in infrastructure has not been distributed across communities based on need. We will modernize our infrastructure and use all available mobility options to improve quality of life, advance equity, and strengthen our economy.

Focused Objective: Expand and optimize transit options.

Key initiatives included in the budget for the Focused Objective:

- Allocating \$50M of bond funding to multimodal transportation investments in pedestrian and bicycle infrastructure.
- Providing \$55M in METRO General Mobility Program revenue received in FY24 to precincts that can be used on, among other things, pedestrian, and bicycle transportation infrastructure.

Focused Objective: Ensure safety and security for all using the county's transportation network in alignment with the County's Vision Zero plan.

Key budget recommendations for this Focused Objective include:

- Allocating \$50M of bond funding to address safety issues on a substantial portion of a high-injury network identified in Harris County's Vision Zero Action Plan. Vision Zero has been adopted by Commissioners Court with the goal of eliminating fatalities and serious injuries on the transportation system.
- Investing in the Barrier Free program in FY24 to accelerate the transformation of the County's existing 820 lane-mile toll road system to an all-electronic roadway.

Focused Objective: Increase access to safe, clean and enjoyable green space.

Key budget recommendations for this Focused Objective include:

- Provide up to \$200M in investments to County park and trail facilities from voted debt, including investments on new construction and maintenance.
- Provide precincts with up to \$15M in non-voted debt funding per biennium for general use, which can include improvements to park facilities.

Focused Objective: Improve the condition and resilience of county transportation, flood control, and other infrastructure.

Key budget recommendations for this Focused Objective include:

- Proposing a tax rate to voters that will provide an extra \$100M annually to Flood Control to accelerate and improve infrastructure rehabilitation and replacement from a 283-year lifecycle to once every 67 years. These funds will be invested in replacement of aging flood control structures

and assets, sediment removal and erosion repairs, scaling up in-house maintenance construction teams, and implementing new resilient and nature-based solutions that are aligned to other objectives, and which reduce risks and total lifecycle maintenance costs.

- Allocating \$200M in bond funding to improve neighborhood drainage, which will decrease flooding risk in neighborhoods, while improving the resiliency of the transportation network during disasters.
- Maintaining \$287.7M in HCTRA surplus revenue mobility transfers to precincts and County departments to support eligible, mobility-nexus projects, activities, and initiatives.
- Allocating \$100M in bond funding to improve road quality where it is most needed.
- Providing precincts with up to \$15M in non-voted debt funding per biennium for general use, which can include improvements to community centers and other infrastructure.
- Creating a Facility Fund during FY24 to track expenditures by facility and capture income from real estate sales to reinvest in our facilities.
- Providing \$5.7M to Flood Control to improve maintenance capabilities and coverage, including \$1.6M for replacing outdated equipment and \$1.2M in labor budget for 17 positions.
- Allocating \$1.5M to Flood Control to further establish Flood Control’s Asset Management Program to manage maintenance equitably and efficiently, including 4 positions and \$328K in labor budget.
- Providing 6 positions and \$965K in additional labor budget to Flood Control to support resilience, grants, and strategic initiatives.
- Providing 4 positions and \$470K in labor budget to Flood Control for CDBG & 2018 Flood Control Bond Program support.

Budget Overview

Below is an overview of actuals for SFY22 and FY23, as well as the Adopted FY24 Budget and the FY25 Proposed Budget for each department within the *Connect our community with safe, reliable, equitably distributed, and well-maintained infrastructure* goal area. Certain departments are also planned to receive transfers at the beginning of FY25 to their adjusted budget – these departments and the transfer amounts are included in a separate table below.

Department Name	SFY22 Actuals	FY23 Actuals	FY24 Adopted	FY25 Proposed
Engineering	37,510,382	64,100,436	79,270,033	85,847,746
Total	37,510,382	64,100,436	79,270,033	85,847,746

Government Administration/Other

Background

Over several months in the fall of 2023, stakeholders from all court offices participated in developing the strategic framework. Each goal was deliberated on and given thoughtful consideration. The framework represents the counties road map to achieving better outcomes. This Government Administration/Other section is not a goal within the County's Strategic Framework, but a collection of investment decisions and departments that did not tie directly to the framework, but still support the core functions of the county.

Key budget recommendations for this Focused Objective include:

- \$20M transferred to the contingency fund to plan for future emergency events.
- Sustaining \$11M in investment to sustain in house collections in county attorney.
- Investing \$2.5M in Universal Service's cyber security initiatives.
- Funding an additional \$2M in Universal Services for increased cost on Microsoft contracts.
- Transferring \$1.5M of County Attorney expenses to other special funds.
- Investing \$940K in elected official raises for County and Probate Court Judges, County Treasurer, District Attorney, Tax Assessor Collector, District Clerk, Justices of the Peace, and other elected officials.
- \$700K to modernize Human Resources and Talent Acquisition in Harris County.
- Investing an additional \$200k to the Veterans Services Department to fund a new staff attorney to assist recently incarcerated veterans.
- Transferring 5 FTEs in the Engineering Permitting service from General Fund to Fire Code for a General Fund savings of \$724K.
- Reducing Universal Services' non-labor budget by \$1.9M thanks to savings achieved in software contract renegotiations or consolidation.
- Reducing Universal Services' non-labor budget by \$3M for consulting and technology services that are no longer needed.
- Allocating up to \$3M dollars in commercial paper for the first phase of the centralized replacement of laptops and computers for County departments.

Budget Overview

Below is an overview of actuals for SFY22 and FY23, as well as the Adopted FY24 Budget and the FY25 Proposed Budget for each department within the *Government Administration/Other* section. Certain departments are also planned to receive transfers at the beginning of FY25 to their adjusted budget – these departments and the transfer amounts are included in a separate table below.

Department Name	SFY22 Actuals	FY23 Actuals	FY24 Adopted	FY25 Proposed
Appraisal District	7,000,537	14,289,154	14,960,000	18,310,000
Auditor's Office	15,690,402	25,998,877	29,026,567	29,445,311
County Attorney	19,410,754	35,591,783	44,140,993	44,267,864
County Clerk	11,710,263	17,897,743	34,369,271	41,004,107
County Treasurer	723,530	1,200,630	1,345,032	1,711,130
Elections Administration	8,771,809	14,561,532	-	-
Elections Operations	18,712,100	12,916,017	24,620,276	17,510,948
General Administration	122,859,231	75,387,116	55,613,078	231,487,394
Human Resources and Risk Management	4,914,023	8,783,298	10,371,708	7,107,301
Intergovernmental & Global Affairs	872,605	1,480,679	2,396,402	3,559,618
Office of County Administration	2,717,996	6,328,559	21,011,114	24,697,705
Office of Management & Budget	4,096,020	6,661,863	6,618,089	10,680,483
Purchasing Agent	6,180,252	10,136,104	13,647,642	16,157,348
Tax Assessor-Collector	19,267,560	33,451,638	37,885,223	40,604,499
Universal Services	42,835,496	73,080,957	93,727,129	96,203,017
Universal Services Repair & Replacement	12,109,043	12,903,625	16,600,000	18,600,000
Universal Services Utilities & Leases	12,905,256	23,297,701	29,483,935	29,483,935
Total	310,776,877	373,967,276	435,816,459	630,830,660

Commissioners Court

Budget Overview

Below is an overview of actuals for SFY22 and FY23, as well as the Adopted FY24 Budget and the FY25 Proposed Budget for each department within the Commissioners Court goal area. Note, the FY25 Proposed Budget only reflects new funding amounts, and Commissioners Court Carryover will be included in the adopted budget:

Department Name	SFY22 Actuals	FY23 Actuals	FY24 Adopted	FY25 Proposed
Harris County Judge's Office	5,855,769	9,230,733	11,103,671	11,693,412
Commissioner Precinct 1	20,359,101	48,844,178	42,285,500	43,992,030
Commissioner Precinct 2	24,682,462	37,980,424	42,285,500	43,992,030
Commissioner Precinct 3	26,442,970	39,035,052	42,285,500	43,992,030
Commissioner Precinct 4	21,203,351	34,513,925	42,285,500	43,992,030
Total	98,543,653	169,604,312	180,245,671	187,661,532

Department Name	75% of Estimated Opening Balance	FY25 New Budget	FY25 Total Proposed
Harris County Judge's Office	-	11,693,412	11,693,412
Commissioner, Pct 1	24,321,613	43,992,030	68,313,643
Commissioner, Pct 2	14,931,587	43,992,030	58,923,617
Commissioner, Pct 3	8,373,235	43,992,030	52,365,265
Commissioner, Pct 4	15,537,156	43,992,030	59,529,186
Total	63,163,591	187,661,532	250,825,123

General Government - Department 202 Expenditure Budget Detail

Department 202 is a General Administration department in the budgeting and accounting system designed to capture expenditures that cannot be allocated to a specific department due to the county-wide nature of the costs. Capital Reserve is also budgeted in Department 202 but is not shown here.

Description	SFY22 Actuals	FY23 Adopted	FY24 Adopted	FY25 Proposed
Annual TIRZ Payments	14,374,849	15,656,134	16,308,140	32,308,140*
Litigation Costs	5,102,983	11,000,000	12,500,000	14,000,000
Jail Outsourcing	-	-	12,000,000	52,990,000
Patrol Contracts	-	4,436,000	15,909,606	21,843,206
Annual Property Insurance	6,409,600	7,666,689	7,666,689	9,566,689
Misc. Fees & Services	6,781,163	2,950,049	7,879,000	8,505,285
PIC Contribution	-	-	-	20,000,000
ACT Collections Software	-	-	4,000,000	4,500,000
District Attorney Budget Restoration	-	-	-	4,500,000
EPIC Annual Maintenance (Jail & Harris Center)	-	3,200,000	3,200,000	3,600,000
Final Benefits	4,622,952	3,307,803	3,010,394	2,960,094
Hospital District Reimbursement (Juvenile Detention)	643,830	1,750,000	2,000,000	2,600,000
Inmate Care - Memorial Hermann/St. Josephs	3,768,241	500,000	1,515,686	3,515,686
Cadence/AMEX Service Charges	578,009	767,593	1,113,563	2,376,520
Audit Fees/Studies	709,820	950,000	1,000,000	1,400,000
Cybersecurity Insurance	-	1,000,000	1,000,000	1,000,000

* In FY24 the county entered into TIRZ 20, which accounts for the anticipated increase in FY25. However, the higher payments on the General Fund will be offset by higher revenue.

Description	SFY22 Actuals	FY23 Adopted	FY24 Adopted	FY25 Proposed
Annual Memberships	295,209	450,000	510,000	540,000
HR Based Claims/Torts	254,694	400,000	400,000	600,000
Pay Equity Implementation				48,600,000
Bilingual Pay Incentive		-	-	2,800,000
Inflation and Investments		22,996,814		
ARPA Backouts			(34,400,000)	
Vacancy Savings			(5,000,000)	(6,000,000)
Lease backout				(850,810)
Total	47,859,230	92,031,082	55,613,078	231,487,394

Capital Program Recommendations

VMI

Harris County's Capital Improvement Plan (CIP) includes projects that involve investment in County assets. These assets can be tangible, like a building or specialized equipment, or intangible, like custom software. These projects are typically funded by County debt and are paid back through ad valorem taxes, HCTRA revenue, and partner funding such as grants. This section discusses the County's capital plan with a focus on FY25.

FY25 Capital Plan

Harris County will continue to make significant capital investments, with the largest share of investment going to infrastructure projects and a significant share devoted to projects that make Harris County safer and more just.

The data shown for FY25 are planned program needs. As projects become further defined, costs or scope and timelines may change and not all projects may go forward. Furthermore, additional needs may be identified through the year. The data below presents a plan, not necessarily a formal budget.

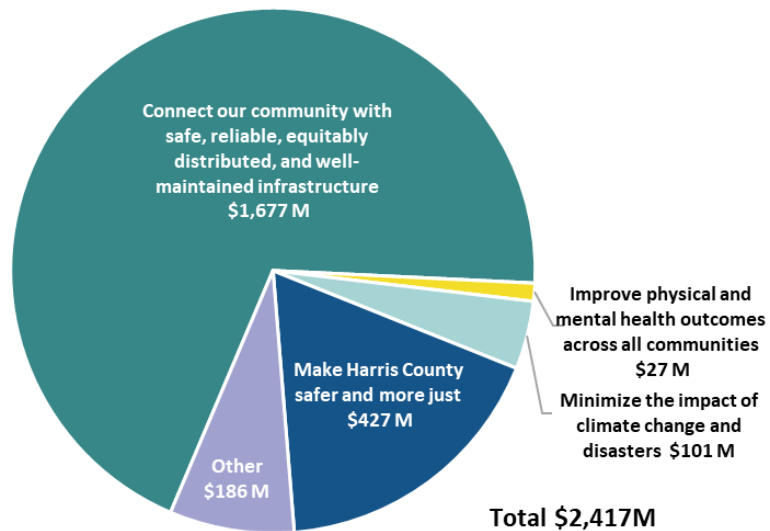
Projected FY25 Capital Plan Needs

Overall, it is estimated that the Harris County capital plan will need approximately \$2.4B in resources expected for approved projects in the next fiscal year. This represents a notable increase from \$1.8B in FY24 as many projects and programs are entering construction phases across many goal areas, including major portions of the 2018 Flood Control Bond, Ship Channel Bridge, Hardy Downtown Connector, Riverside Health and Safety Complex, new HCSO headquarters at 5910 Navigation, and various 2022 Public Safety Bond projects.

Projected FY25 Capital Plan Funding Sources

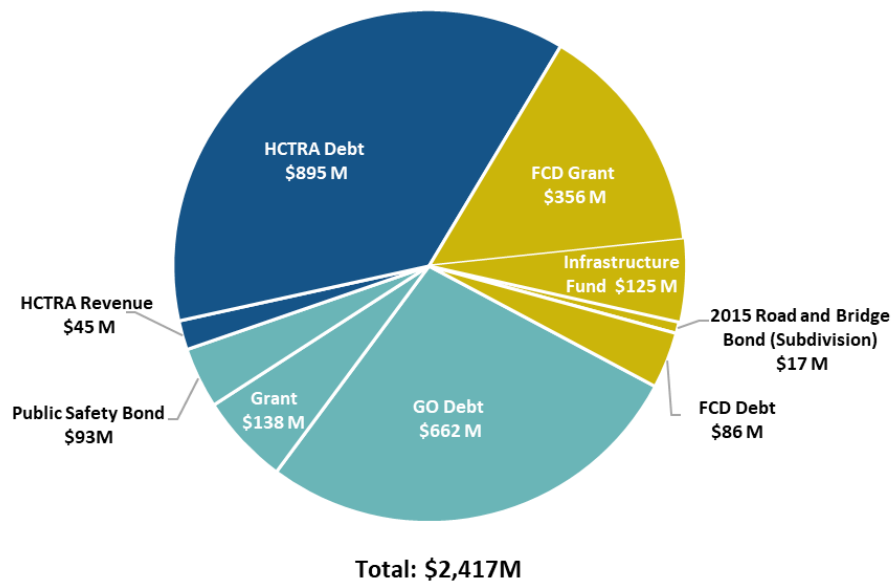
The projected sources for these funds are presented in the chart below. This year's estimates reflect significantly increased funding from CDBG-MIT grants for the 2018 Flood Control Bond program, including the Road and Bridge Subdivision Drainage Program. Additionally in summer 2024 Harris County issued a \$450M Certificate of Obligation to fund new construction of and improvements to County facilities, some of which is included in General Obligation (GO) Debt.

FY25 Capital Program by Goal Area



- Connect our community with safe, reliable, equitably distributed, and well-maintained infrastructure
- Improve physical and mental health outcomes across all communities
- Minimize the impact of climate change and disasters
- Make Harris County safer and more just
- Other

FY25 Capital Program by Funding Source



- GO
- HCTRA
- Flooding

FY25 Capital Projects

Approved Projects in Progress

Some of the notable initiatives underway include:

- 2018 Flood Control Bond Program – significant initial investment in “worst-first” projects to achieve equitable flood mitigation; significant construction using CDBG-MIT grant funds on both the HCED-led Road and Bridge Subdivision Drainage Program and the FCD-led portion of the Bond Program is expected to begin in FY25.
- Ship Channel Bridge – largest single CIP investment in County history to replace the outdated bridge and improve safety for drivers and Ship Channel users.
- Riverside Health and Safety Complex – The complex will repurpose historical buildings to host the ACCESS Harris initiative and community engagement centers. Additionally, a new building will serve as the headquarters for Harris County Public Health.
- Adult Detention Facility Renovation – The program will address urgent deferred maintenance needs at adult detention facilities, including security, emergency generators, fire alarms, fire sprinklers, communications, elevators, plumbing, electrical, heating, ventilation, and air conditioning (HVAC) to ensure detention facilities can operate safely in the coming years.
- Investments in Voting – Upgrading voting equipment across the county, including additional marking machines, controllers, ballot scanners, and related equipment to accommodate upcoming elections. Capital investments have been approved for upgrades in voting equipment storage facilities, including shelving and other warehouse infrastructure.
- 1010 Lamar renovations – The recently acquired 20-story building will be renovated and upgraded inside and out to optimize space utilization and mechanical, electrical, and plumbing systems.
- Commissioners Court office non-voted debt – Commissioners Court authorized non-voted debt to be allocated to Commissioners Court offices to improve facilities and purchase equipment or vehicles to directly support our residents.

Voted Authority

A significant part of the debt that Harris County incurs is authorized by voters at elections. In November 2022, Harris County voters approved the issuance of up to \$1.2B of debt, including up to \$100M for public safety projects, up to \$900M for road and bridge projects, and up to \$200M for parks and trails. Furthermore, while having its own tax rate, board of directors, and debt rating, the Harris Health System received voter approval to issue up to \$2.5B in bonds in November 2023.

- **Public Safety Bond (up to \$100M):** Commissioners Court has already approved up to \$92.69M in funding for 8 projects and program administration, including two renovated patrol district headquarters, a vehicular crimes processing facility, and various training facilities for the Sheriff academy, precision driving, firearms, active shooter response, and swift water rescue. Budget has been transferred to Engineering for design work, real estate acquisition, and make-ready work on several of these projects.

- **Road and Bridge (up to \$900M)/Parks and Trails (up to \$200M):** While these projects are managed by precincts and not formally reflected as a part of OMB’s CIP, these large bond authorizations will impact tax rates and County operations. Commissioners Court has authorized 10% of total voted authority to be allocated to Engineering for project management and administration. OMB has begun issuing budget to precincts for these projects.

Continuous Projects

There are 24 continuous (formerly called “ongoing”) projects for items like capital maintenance and equipment that represent a significant investment in County infrastructure. These projects were authorized for \$153.1M in FY24, and we expect a request for a total authorization of at least \$148.1M for FY25.

Continuous projects are projects that have no specific end date or target, but still represent significant capital investments in County facilities, property, or intangible assets, like software. These are commonly used for specialized equipment purchases and capital facility & IT projects. The largest continuous projects include purchases of vehicles, one-time cyber security investments, law enforcement radio replacement, and upgrades to HVAC, lighting, and other building systems.

FY25 Proposed Potential Projects

In preparing the FY25 CIP Plan, OMB has gathered proposals for potential new CIP projects from County departments. OMB has received 67 new project requests across multiple strategic frameworks*

Countywide New CIP Project Proposals

OMB solicited proposals from all departments for additional projects that have not yet been approved by Commissioners Court. The 67 potential projects total over \$228M across several Goal Areas:

- **Make Harris County safer and more just (\$78M):** 27 projects were proposed by various safety and justice departments. These projects vary in size and include:
 - Universal Services proposal to replace the current JWEB criminal justice software with a modern “integration platform” which allows for data to be instantly shared among justice agencies.
 - Expansion of new office space for the Fire Marshal’s Office at 2318 Atascocita.
- **Improve physical and mental health outcomes across all communities (\$14M):** Harris County Public Health has proposed 13 projects to enhance Public Health’s service. These include:
 - New construction for a birthing center to enhance access to critical medical and social services for birthing people and newborns.
 - Lab expansion for Mosquito Vector Control program to expand testing ability.
 - Purchasing a mobile dental unit to increase and expand dental services to Harris County citizens.

* Not all projects will start in FY25, and not all projects may ultimately go forward due to project feasibility/desirability, but OMB wants to provide a full inventory of department requests. Any projects will go through the standard Investment Memo process for Commissioners Court approval before launch.

- Help residents achieve housing stability (~\$6M): 2 projects were proposed by the Housing and Community Development Department for an affordable housing program.
- Minimize the impact of climate change and disasters (~\$1M): 1 project from Pollution Control Services to upgrade analytical equipment.
- Connect our community with safe, reliable, equitably distributed, and well-maintained infrastructure (~\$0.5M): 5 projects were proposed from various departments to improve Harris County's public facing infrastructure.
- Others (~\$130M): 19 projects proposed by various Harris County entities including building renovations at various locations and hardware and software upgrades to support Harris County functions including:
 - Replacing and upgrading Harris County fuel stations with new fuel pumps, piping, and advanced monitoring technology.
 - Replacing the existing Vehicle Maintenance Center to accommodate a growing fleet and reduce vehicle maintenance time.

All Other Funds

IX

The following funds include revenue from special sources or funds that are allocated to specific needs due to legal, operational, or other considerations. Residual resources in these other special funds carry over from year to year. As such, the Adopted Budget will be based not only on new revenue, but also available resources at the end of FY24.

Contingency Fund, R&R Fund

Most of the allocations from the Contingency Fund are for specific, one-time expenses that respond to COVID or other unexpected events. For the purposes of allocating the Contingency Fund, OMB proposes to allocate the current remaining balances and make specific adjustments where funds are no longer needed.

Department	Public Contingency Fund (1020)			
	SFY22 Actuals	FY23 Actuals	FY24 Adopted	FY25 Proposed
035-CE SHARED SERVICES	2,064,450	18,321,615	22,635,460	32,915,087
100-CJ HARRIS COUNTY JUDGE	-	83,860	-	-
101-CMP1 COMMISSIONER PCT 1	-	509,975	-	-
102-CMP2 COMMISSIONER PCT. 2	-	1,650,000	1,722,330	1,390,550
202-GA GENERAL ADMINISTRATION	3,831,055	133,422,019	171,355,966	190,296,472
208-CE COUNTY ENGINEER	4,880	159,921	-	-
213-FM FIRE MARSHAL	58,591	-	-	-
275-PH PUBLIC HEALTH	6,790,374	5,658,370	-	-
285-PL PUBLIC LIBRARY DEPARTMENT	62,555	164,942	27,052	1,852
289-CSD COMMUNITY SERVICES DIVISION	341,250	1,594,317	8,847	-
292-US UNIVERSAL SERVICES	-	26,774	-	-
293-US REPAIR & REPLACEMENT	-	113,409	133	-
301-CNP1 CONSTABLE PRECINCT 1	2,200,000	176,675	-	-
516-CCO ELECTION COSTS	104,791	258,067	-	207,708
541-SO DETENTION	2,827,736	1,137,334	-	-
542-SO MEDICAL	2,061,981	802,775	-	-
545-DA DISTRICT ATTORNEY'S OFFICE	-	-	-	-
550-DCO DISTRICT CLERK OFFICE	-	-	-	-
840-JVP JUVENILE PROBATION OFFICE	-	-	-	-
Total	20,347,662	164,080,053	195,749,788	224,811,669

COVID Response and Recovery Fund (1030)				
Department	SFY22 Actuals	FY23 Actuals	FY24 Adopted	FY25 Proposed
101-CMP1 COMMISSIONER PCT 1	1,129,418	2,000,000	-	-
201-BMD BUDGET MANAGEMENT DEPT	-	-	-	-
202-GA GENERAL ADMINISTRATION	40,000,000	13,408,728	160,434	154,753
212-HUMAN RESOURCE RISK MANAGEMENT	26,861	-	-	-
275-PH PUBLIC HEALTH	9,547,762	702,207	-	-
289-CSD COMMUNITY SERVICES DIVISION	604,979	216,424	-	-
292-US UNIVERSAL SERVICES	594,821	580,028	59,113	56,223
540-SO SHERIFF	1,250,979	-	-	-
541-SO DETENTION	6,564,269	1,642,848	-	-
542-SO MEDICAL	-	370,500	-	-
Total	59,719,090	18,920,735	219,547	210,976

Facility Fund

The Facility Fund was created in FY24 to improve the financial management of County real estate and facility maintenance and management. It is used for non-debt-eligible facility expenses, including both labor and non-labor, and the sale and purchase of County real estate.

Facility Fund (1035)				
Department	SFY22 Actuals	FY23 Actuals	FY24 Adopted	FY25 Proposed
202-General Admin	-	-	-	31,520,553
208-Engineering	-	-	-	32,274,663
Total	-	-	-	63,795,216

Energy Efficiency Fund

The Energy Efficiency Fund is used to serve as a continuous source of funding for implementation of energy efficiency projects within Harris County’s facilities portfolio.

Energy Efficiency Fund (1045)				
Department	SFY22 Actuals	FY23 Actuals	FY24 Adopted	FY25 Proposed
200-Office of County Administration	-	88,386	67,199	387,022
Total	-	88,386	67,199	387,022

Mobility Fund

The Mobility Fund consists of transfers of surplus revenue from HCTRA which fund eligible transportation projects throughout the County. Eligible uses are governed by Section 284.0031 of the Texas Transportation Code and include the study, design, construction, maintenance, repair, or operation of roads, streets, highways, or other related facilities.

Mobility Fund (1070)			
Department	75% Estimated Beginning @ 10/1/24	New Revenue FY25	FY25 Proposed
035-Engineering	49,026,560	11,185,000	60,211,560
101-Commissioner Pct 1	79,801,332	62,063,646	141,864,978
102-Commissioner Pct 2	72,147,485	63,757,546	135,905,031
103-Commissioner Pct 3	39,917,961	56,265,543	96,183,504
104-Commissioner Pct 4	68,669,207	59,913,265	128,582,472
202-General Admin	91,383,159	15,607,631	106,990,790
208-Engineering	9,639,785	34,515,000	44,154,785
510-County Attorney	129,631	857,369	987,000
615-Purchasing	-	350,000	350,000
Total	410,715,120	304,515,000	715,230,120

Infrastructure Fund

The Infrastructure Fund was created in FY21 following a one-time transfer of \$300M of surplus toll road revenue from HCTRA, of which \$230M was allocated to the County’s Road and Bridge Subdivision Drainage Program (Subdivision Program). Infrastructure Fund monies are restricted by Section 284.0031 of the Texas Transportation Code.

Infrastructure Fund (1080)				
Department	SFY22 Actuals	FY23 Actuals	FY24 Adopted	FY25 Proposed
208-Engineering	21,758,295	54,436,543	307,930,258	189,260,639
Total	21,758,295	54,436,543	307,930,258	189,260,639

IJIS Fund

The Integrated Justice Information System (IJIS) Fund was created in FY24 to fund expenses related to the IJIS Delivery Team at Universal Services.

Department	Integrated Justice Info System Fund (1015)			
	SFY22 Actuals	FY23 Actuals	FY24 Adopted	FY25 Proposed
292 - Universal Services	-	-	397,000	356,468
Total	-	-	397,000	356,468

American Rescue Plan

In 2021, following passage of the American Rescue Plan Act (ARPA), the U.S. Treasury allocated \$915 million in Coronavirus Local Fiscal Recovery Funds to Harris County, with a goal of accelerating recovery from the economic and public health impacts of the COVID-19 pandemic. Commissioners Court quickly adopted a governance approach, established an equity framework to guide project selection and delivery, and identified major investment priorities to ensure a holistic recovery.

Since then, Commissioners Court has committed \$931 million across five priorities:

- Health - \$155 million
- Housing - \$280 million
- Jobs & Education - \$292 million
- Justice & Safety - \$145 million
- County Operations - \$59 million

Portfolio	Focus Area	ARPA Local Fiscal Recovery Funds	Interest Funded	FLEX Fund	Total as of June 2024 (\$M)	
Health	Food & Nutrition	7.1			7.1	
	Clean Streets, Safe Neighborhoods	4.5		25.5	30.0	
	COVID-19	12.6			12.6	
	Coordinated Care	35.1			35.1	
	Environmental Health: Lead	14.1		0.1	14.2	
	Healthcare Access	21.8			21.8	
	Behavioral Health	24.6			24.6	
	Harris Health	9.7			9.7	
	Total		129.5		25.6	155.1
	Housing	Reentry / Reintegration	4.2			4.2
Water & Sewer Infrastructure		37.6			37.6	
Community Facilities		20.0			20.0	
Homelessness		46.3		0.7	47.1	
Affordable Housing		164.8	6.0		170.8	
Total			272.9	6.0	0.7	279.6

Jobs & Education	Workforce Development	20.6		0.4	21.0
	Small Business	39.1		13.1	52.2
	Early Childhood Initiatives	109.9	13.0	5.6	128.5
	Family Financial Stability	87.4		2.9	90.3
	Total	257.0	13.0	22.0	292.0
Justice & Safety	Violence Prevention	7.6		5.6	13.2
	Justice & Safety	131.0		1.1	132.1
	Total	138.6		6.7	145.3
County Ops	Elections			5.0	5.0
	County Ops	47.5		6.5	54.0
	Total	47.5		11.5	59.0
Total Committed		845.5	19.0	66.5	931.0

The Flex Fund was established by Commissioners Court in June 2022 to support projects aligned with ARPA priority outcomes for which General funds are more appropriate than federal funds. General funds offer additional flexibility in the use of locally procured vendors, reduced compliance burden, different eligibility considerations, and the ability to execute some projects more quickly.

Flex Fund budget is made available by reclassing ARPA-eligible expenses originally budgeted in General Fund 1000 to ARPA Fund 2651.

Debt Service and Capital Funds

Used to account for the County’s capital fund resources allocated for construction of capital projects. Capital Funds can be raised by issuing debt and can be paid back over a period by making scheduled debt service payments. Debt Service funds account for the funds reserved for the required scheduled payments of principal and interest on long-term debt obligations of the County. The budgeted debt service payments will fluctuate if the County refunds outstanding bonds or issues new debt.

Fiscal Year 2024-25					
Various Fund Level Appropriations					
HARRIS COUNTY (HC) DEBT SERVICE FUNDS		SFY22	FY23	FY24	FY25
		Actuals	Actuals	Adopted	Proposed
4105	Road Refunding 2010A Debt Service	-	-	-	-
4106	Road Refunding 2011A Debt Service	-	-	-	-
4107	Road Refunding 2012A Debt Service	70,418,450	516,775	-	-
4108	Road Refunding 2012B Debt Service	9,237,400	146,700	7,702,464	3,967,931

Fiscal Year 2024-25					
Various Fund Level Appropriations					
HARRIS COUNTY (HC) DEBT SERVICE FUNDS		SFY22	FY23	FY24	FY25
		Actuals	Actuals	Adopted	Proposed
4109	Road Refunding 2014A Debt Service	6,727,500	3,363,750	10,257,765	164,130
4110	Road Refunding 2015A Debt Service	10,054,500	5,027,250	15,182,876	50,354,956
4111	Road Refunding 2017 Debt Service	6,461,450	755,350	9,811,692	8,539,907
4112	Road Refunding 2019 Debt Service	13,374,500	106,375	4,417,496	-
4113	Road Refunding 2021 Debt Service	5,927,854	997,235	9,492,318	7,439,812
4114	Road Refunding 2022A Debt Service	257,169,301	7,464,875	72,090,599	53,497,226
4115	Road Refunding 2023A Debt Service	-	101,116,508	4,627,729	6,006,831
4116	Road Refunding 2024A Debt Service	-	-	-	22,662,039
4370	Road Refunding Bond Series 2019A	-	-	-	-
4371	COI Road Refunding 2021	5,249	-	-	-
4372	HC COI ROAD REF 2022A	149,678	316,750	-	-
4373	HC COI ROAD REF 2023A	-	-	299,461	-
4374	HC COI ROAD REF 2024A	-	-	-	463,887
4601	HC/FC Agreement 2008A Refunding	355,555	-	-	-
4603	HC/FC Agreement 2014A	2,914,500	2,792,000	2,947,846	29,194,359
4604	HC/FC Agreement 2014B	996,668	710,000	22,792,099	248,892
4605	HC/FC Agreement 2015B Refunding	1,398,000	1,403,000	1,421,893	1,437,602
4606	HC/FC Agreement 2017A	7,678,000	7,674,000	11,023,246	14,443,446
4608	HC/FC Agreement 2019A D1	33,900,332	34,145,000	8,360,296	830,353
4701	Commercial Paper Series A-1 - Technology	29,815,502	23,942,365	29,330,977	71,160,981
4702	Commercial Paper Series B - Parks	102,279	30,482,120	317,606	493,073
4703	Commercial Paper Series C - Roads & Bridge	150,604,134	43,823,710	3,135,692	4,834,234
4704	Commercial Paper Series D/2002 - PIB	99,624,912	59,552,422	26,443,193	12,433,170
4705	Flood Control Agreement Commercial Paper Program	-	-	-	-
4706	Commercial Paper Series D2	28,814,042	68,447,809	2,478,287	2,349,396
4707	Commercial Paper Series D3	50,434,582	59,403,003	4,526,169	1,385,289
4708	DS Commercial Paper J1 2020	195,281	810,547	1,467,594	1,043,034
4709	Commercial Paper Series C-2 DS	-	-	-	896,852
4805	HC PIB Refunding Bond 2009A Debt Service	-	-	-	-
4809	HC PIB Refunding Bond 2011A Debt Service	-	-	-	-
4810	HC PIB Refunding Bond 2012A Debt Service	60,165,581	45,161	-	-
4811	HC Tax PIB Ref 2012B Debt Service	6,265,023	75,612	6,513,769	-
4812	HC Tax PIB Ref Series 2015A Debt Service	21,168,433	3,231,019	14,751,513	15,224,607
4813	HC Tax PIB Ref Series 2015B Debt Service	2,955,000	327,750	1,023,328	5,944,097
4814	PIB Refunding 2017A Debt Service	17,431,450	2,590,725	26,095,763	23,362,031
4815	PIB Refunding Series 2019	390,500	195,250	3,526,287	3,513,340
4816	PIB Refunding Series 2019	-	-	-	-
4817	HC PIB REF SER 2020A DS	22,878,700	3,548,600	48,820,626	48,784,943
4818	HC PIB REF SER 2021 DS	2,155,526	541,819	3,554,734	3,729,464
4819	HC PIB REF SER 2021A DS	3,310,533	2,098,225	8,581,978	8,645,437
4820	HC PIB REF SER 2022A DS	96,204,452	2,943,419	50,126,718	47,065,168
4821	HC PIB REF SER 2023A DS	-	131,303,256	6,321,260	8,778,924
4822	HC PIB TAX&REV CO SER 2024 DS	-	-	-	22,896,220

Fiscal Year 2024-25					
Various Fund Level Appropriations					
HARRIS COUNTY (HC) DEBT SERVICE FUNDS		SFY22	FY23	FY24	FY25
		Actuals	Actuals	Adopted	Proposed
4823	HC PIB REF SER 2024A DS	-	-	-	5,688,686
4850	HC PIB REF SER 2020A COI	-	-	-	-
4851	HC PIB REF SER 2021 COI	3,120	-	-	-
4852	HC PIB REF SER 2021A COI	312,377	-	-	-
4853	HC PIB REF COI 22A	57,769	123,084	-	-
4854	HC PIB REFUND COI 23A	-	-	360,711	-
4855	HC PIB TAX&REV CO SER 2024 COI	-	-	-	698,256
4856	HC PIB REF SER 2024A COI	-	-	-	263,115
4902	HC Tax & Sub Lien Rev Ref 2012A Debt Service	137,021,467	-	-	-
4903	HC Tax & Sub Lien Hot B	3,280,000	3,444,000	8,995	-
4904	HC Tax & Sub Lien Hot Bond	-	-	-	-
4905	HC HOT REV REF SER 2022A DS	118,445,582	5,219,550	5,013,281	5,435,541
4906	HC HOT REV REF SER 2022A COI	70,968	147,059	-	-
4907	HC HOT TAX SUBORD REV 22 DS	-	34,254,009	3,887,727	4,162,341
4908	HC HOT TAX SUBORD REV 22 COI	-	138,095	13,590	-
4921	Revenue Refunding Bonds, Series 2002	-	16,210,000	16,275,584	17,478,939
Total		1,278,476,150	659,434,177	443,003,162	515,518,509

Special Revenue Funds

Used to account for the proceeds of specific revenue sources that are statutorily/legally restricted or committed to expenditures for specified purposes other than capital projects or debt service. Special Revenue funds for Harris County are numerous and include the Flood Control District, Sports & Convention Corporation, and Hotel Occupancy Tax Revenue.

Fiscal Year 2024-25					
Various Fund Level Appropriations					
HC SPECIAL REVENUE FUNDS		SFY22	FY23	FY24	FY25
		Actuals	Actuals	Adopted	Proposed
2101	Hotel Occupancy Tax Revenue	15,576,885	40,496,771	97,779,397	102,437,750
2102	Public Art Fund	-	-	2,000,000	1,848,175
2106	District Court Records Archive	420,261	45,487	265,034	34,468
2111	Port Security Program	254,320	584,295	1,470,610	1,467,049
2116	DSRIP (Delivery Sys Reform Incent Pmt) Prog.-PHS	2,043,888	4,752,007	6,524,237	1,695,148
2121	Deed Restriction Enforcement	-	-	24,480	26,550
2126	Concession Fee	93,561	68,855	8,303,357	9,933,485
2131	Care for Elders-CSD	-	-	15,662	15,662
2136	Hay Center Youth Program	68,491	188,619	722,255	538,963
2141	Prep For Adult Living (PAL)	-	-	115,585	144,342

Fiscal Year 2024-25					
Various Fund Level Appropriations					
HC SPECIAL REVENUE FUNDS		SFY22	FY23	FY24	FY25
		Actuals	Actuals	Adopted	Proposed
2146	Child Support Enforcement	-	-	305,737	330,549
2151	Family Protection	87,039	34,071	240,280	233,717
2156	Utility Bill Assistance Program-CSD	144,842	366,035	15,954	17,091
2161	Probate Court Support	498,991	437,908	1,747,825	2,218,167
2162	Probate Administrator	-	-	-	319,145
2166	Appellate Judicial System	363,009	660,529	925,389	1,210,417
2171	County Attorney Admin Toll Road Fund*	1,282,780	1,774,522	36,337,217	67,920,407
2181	Courthouse Security Justice Court	-	-	2,516,379	2,911,171
2186	County Clerk Records Management	2,668,765	4,363,924	8,465,591	11,866,525
2187	District Clerk Records Management	538,629	2,801,098	5,026,180	5,168,280
2188	General Admin Records Management	60,928	44,329	267,601	202,076
2189	County Clerk Court Technology	205,627	-	-	-
2190	County Clerk Records Archive	1,529,881	1,145,221	18,005,091	25,845,464
2191	CTS Records Management	89,463	-	80	86
2192	District Clerk Court Technology	-	1,801	164,168	65,702
2193	County-Wide Records Mgt-Criminal Courts	227,930	16,837	59,421	67,474
2194	County Clerk Records Mgt - SB41	-	438,499	1,122,128	1,186,551
2201	Donation Fund	30,317	783,883	2,296,406	3,663,912
2202	Juror Donation Programs	19,500	14,001	86,224	119,610
2203	Library Donation	58,826	142,177	286,633	1,937,451
2210	Court Facility Fee Fund	-	-	5,292,118	7,761,961
2211	County Clerk of the Court Fund	-	1,815,497	3,876,543	4,397,289
2212	District Clerk of the Court Fund	-	3,990,420	7,296,458	8,164,040
2213	Language Access Fund	-	500,000	1,518,201	1,769,397
2214	Judicial Education & Support Fund	-	18,176	126,968	132,010
2215	Justice Court Support Fund	-	10,932	10,226,904	14,748,009
2216	Justice Court Technology	587,510	1,128,955	2,629,332	2,086,144
2117	Charity Care Fud	-	-	8,701,450	31,238,124
2221	Child Abuse Prevention	-	-	172,694	193,261
2226	Bail Bond Board	5119	25,372	115,678	106,261
2231	DA First Chance Inter Program	-	-	208,338	220,685
2236	Juvenile Case Manager Fee	408,550	797,855	4,438,992	3,711,410
2241	Tax Office - Chapter 19*	265,011	1,001,088	700,283	-
2246	Star Drug Court Program	177,996	348,144	2,366,986	2,184,088
2251	County and District Technology	95,526	20,662	640,832	439,274
2256	Stormwater Management	-	14,610	-	-
2261	DA Divert Program	438,399	819,584	4,611,405	5,110,490
2266	Gulf of Mexico Energy Sec Act	-	4,400,000	13,915,291	18,713,005
2271	Veterinary Public Health	565,025	718,101	2,049,830	2,013,288
2272	VPH Donations Fund	-	19,917	210,030	205,452
2276	Pollution Control DPT Mitigation	67,026	1,178	-	-
2277	PCS TCEQ SEP Funds	-	-	3,286	3,286
2278	San Jacinto Wetlands Project	-	-	-	-

Fiscal Year 2024-25					
Various Fund Level Appropriations					
HC SPECIAL REVENUE FUNDS		SFY22	FY23	FY24	FY25
		Actuals	Actuals	Adopted	Proposed
2279	Household Hazardous Waste Center	-	11,527	-	-
2280	Supplemental Environmental Program	-	-	-	-
2296	Environmental Enforcement	22,832	45,602	115,662	141,169
2301	Community Development Financial Sureties	-	33,148	3,806,885	4,054,426
2306	Election Services	2,737,398	7,193,537	3,801,823	3,917,043
2311	Criminal Courts Audio-Visual Equipment	-	-	67,887	71,507
2316	Medicaid Admin Claim Reimburse	1,697,440	1,720,532	2,116,522	2,046,812
2321	Dispute Resolution	699,637	1,216,677	4,523,722	5,933,629
2326	Fire Code Fee	4,102,672	6,190,757	23,928,571	29,775,184
2327	Boarding Home Fines & Fees	-	-	247,433	304,067
2331	LEOSE Law Enforcement	444,394	347,192	575,012	737,535
2336	Juvenile Probation Fee	-	133	581,667	665,592
2341	Food Permit Fees	2,085,210	3,847,313	6,279,324	7,774,945
2346	Court Reporter Service	1,365,845	2,046,283	7,329,463	7,723,123
2351	Juvenile Delinquency Prevention Fee	-	-	189	212
2356	Supplemental Guardianship	56,572	182,779	2,133,223	2,012,512
2361	Courthouse Security Fee	1,309,065	2,504,166	4,300,553	4,077,457
2376	FPM Property Maintenance	-	30	75,184	77,526
2381	IFS Training	4,533	8,146	38,419	27,326
2386	County Law Library	1,184,348	2,097,316	7,235,169	9,490,605
2391	Environmental Settlements	208,825	194,637	5,787,783	6,120,633
2401	TIRZ Affordable - Non Interest	-	-	2	-
2402	TIRZ Affordable Housing - Interest Bearing	-	52,150	4,111,699	4,326,348
2403	CSD (Community Svcs Dept) Non-Grant Restricted Fd	308,006	5,212,400	6,428,206	1,065,577
2404	CSD Transit Restricted Fund	293,907	467,324	1,491,010	1,505,721
2411	Pool Permit Fees	85,893	75,399	226,562	551,124
2420	County Jury Fund SB346	-	308,074	2,308,086	2,551,044
2421	Time Payment Fund SB346	-	-	534,894	642,363
2701	CAD/RMS Project	-	507,052	716,486	654,919
2704	El Franco Lee	-	-	333,337	350,890
2705	HC Partnership Fund	763271	86,573	295,825	1,101,307
Total		46,243,943	109,140,103	351,581,138	444,323,457

HC FLOOD CONTROL DISTRICT OPERATIONS		SFY22	FY23	FY24	FY25
		Actuals	Actuals	Adopted	Proposed
2890	FCD- General/Operations/Maintenance/ Construction	65,128,439	97,841,486	128,200,000	274,119,681
3501	Regional Flood Control Projects	111,235	185,584	10,484,827	12,621,567
3502	Flood Control Capital Projects (Budgeted)	20,529,668	48,778,316	162,265,959	175,553,872
3503	FC Flood Resilience Trust Mobility	-	-	-	-
3601	FCD - Bonds 2004A - Construction	36	-	-	-

HC FLOOD CONTROL DISTRICT OPERATIONS		SFY22	FY23	FY24	FY25
		Actuals	Actuals	Adopted	Proposed
3602	FC Improvement Bonds 2007 Projects	6,614	-	-	-
3609	Commercial Paper - Series F, Capital Projects	-7,042	-	-	-
3619	Commercial Paper 2017 Series H, Capital Projects	117,668,304	119,426,072	861,399,529	716,927,303
3629	Commercial Paper 2017 Series H2, Capital Projects	20,224,615	2,756,625	202,973,684	184,065,058
Total		223,661,869	268,988,082	1,365,323,999	1,363,287,481

HC FLOOD CONTROL DEBT SERVICE FUNDS		SFY22	FY23	FY24	FY25
		Actuals	Actuals	Adopted	Proposed
2810	FC Contract Tax Ref 2019A, COI	-	-	-	-
4302	FC COI CONT TAX REF 2020A	2,797	-	-	-
4303	FC COI IMP REF 2021A	274,188	-	-	-
4304	FC COI IMP REF 2022A	534,653	535,376	-	-
4305	FC COI IMP REF 2023A	-	513,806	528,847	-
4402	Ref Impr Ref Bd 2014 Debt Service	1,812,753	905,000	2,742,880	7,899,931
4403	FC Impr Ref Bd 2015A Debt Service	2,113,172	1,055,025	3,230,726	3,197,909
4404	FC IMPR REF SER 2020A DS	16,093,602	4,920,875	27,503,343	27,561,321
4405	FC IMPR REF SER 2021A DS	16,668,461	5,260,575	28,304,900	28,449,811
4406	FC IMPR REF SER 2022A DS	473,152,272	5,496,980	27,876,439	24,666,624
4407	FC IMPR REF SER 2023A DS	-	226,343,524	14,601,114	14,825,331
4450	C/P 2017 Series H Debt Service	218,575,117	223,410,899	6,043,383	16,216,224
4451	FC CP Series H2 Debt Service	20,725,447	4,459,926	474,690	1,308,061
4501	FC Contract Tax Refunding 2008A Debt Service	-	-	-	-
4503	FC Contract Tax Bond 2014A Debt Service	2,912,087	1,455,625	4,369,137	29,960,235
4504	FC Tax Bond 2014B Debt Service	713,031	356,020	23,246,375	22,533,074
4505	FC Contract Tax Bond 2015B Debt Service	1,402,528	701,075	2,105,079	2,106,318
4506	FC Contract Tax Refunding 2017A Debt Service	7,675,638	3,837,400	14,811,288	21,743,450
4508	FC Contract Tax Refunding 2019A Debt Service	33,939,349	990,500	40,995,599	7,859,623
Total		796,595,095	480,242,606	196,833,800	208,327,912

HC FLOOD CONTROL GRANT FUNDS - ROLLOVER		SFY22	FY23	FY24	FY25
		Actuals	Actuals	Adopted	Proposed
2601	Federal Grants	58,368,118	51,369,324	733,858,419	1,973,903,889
2602	State Grants	19,448	6,069,482	87,826	58,309,044
2603	Local Grants	-	730,502	44,433,114	41,772,591
2699	Grant Match	3,488,546	7,534,715	263,566,945	255,153,787
Total		61,876,112	65,704,023	1,041,946,304	2,329,139,311

Proprietary Funds

Used to account for operations that are financed similar to those in the private sector, where the determination of net income is appropriate for sound financial administration. Proprietary funds are either enterprise or internal service. Proprietary funds for Harris County include the HCTRA, vehicle maintenance, radio operations, inmate industries, health insurance, and risk management services.

Fiscal Year 2024-25					
Various Fund Level Appropriations					
HC PROPRIETARY FUNDS - Internal Service Funds		SFY22	FY23	FY24	FY25
		Actuals	Actuals	Adopted	Proposed
5101	Central Service - Vehicle Maintenance	22,705,940	44,270,421	59,957,347	54,633,678
5102	Public Safety Technology Services	4,383,434	7,615,246	21,975,260	23,427,363
5103	Inmate Industries	56,859	102,735	254,992	239,904
5104	Health Insurance Trust Management	247,828,906	419,692,850	493,009,992	526,669,388
5121	Workers' Compensation	4,559,804	32,746,158	47,745,774	50,661,898
5122	Risk Management	276,841	74,078	3,857,368	3,968,790
5123	Unemployment Insurance	564,156	1,204,199	7,487,015	7,930,587
Total		280,375,940	505,705,686	634,287,748	667,531,608

HC PROPRIETARY FUNDS - Enterprise Funds		SFY22	FY23	FY24	FY25
		Actuals	Actuals	Adopted	Proposed
5201	Parking Facilities	2,238,877	3,576,666	33,533,532	18,492,325
Total		2,238,877	3,576,666	33,533,532	18,492,325

HC PROPRIETARY FUNDS-Toll Road Authority Operations		SFY22	FY23	FY24	FY25
		Actuals	Actuals	Adopted	Proposed
5301	TRA Revenue Collections	563,148,496	649,134,476	1,670,177,610	1,875,328,472
Transfers-out Revenues		563,148,496	649,134,476	1,670,177,610	1,875,328,472

5302	TRA Operation and Maintenance	138,838,417	245,124,836	385,361,003	407,740,087
5310	TRA Tunnel/Ferry Operations & Maintenance	3,003,522	5,945,338	12,354,979	13,204,379
5315	Flood Resilience Trust Reserve	-	155,000,000	80,000,000	80,000,000
Operations and Maintenance**		141,841,939	406,070,174	477,715,982	500,944,466

5321	TRA Renewal/Replacement	15,720,470	27,702,740	244,985,316	230,603,495
5501	Toll Road Construction	17,511,299	90,917,878	661,718,488	704,347,360
5510	TRA Tunnel Ferry Rev PL Construction	2,353,812	1,815,502	68,821,126	30,000,000
5520	TRA Ser 02 Tax/Rev Construction	75,621	37,222	349,076	349,063
5523	TRA 2008B Construction	518,066	903,258	3,059,903	2,706,233
5524	TRA 2009A Construction	-	13,485	511,147	382,386

HC PROPRIETARY FUNDS-Toll Road Authority Operations		SFY22 Actuals	FY23 Actuals	FY24 Adopted	FY25 Proposed
5525	TRA 2009C Construction	426,434	449,555	3,909,271	5,578,246
5529	TRA CP 2017 Ser E1 Construction	14,193,343	4,903,039	4,017,052	907,819
5539	TRA CP 2017 Ser E2 Construction	20,310,276	12,288,280	18,423,425	14,224,180
5540	TRA 2018A Construction	6,177,350	1,500,331	15,225,607	12,147,009
5541	TRA REV REF 1ST LN SER 21 Construction	40,388,813	42,874,762	10,231,987	7,045,188
5549	TRA Commercial Paper Series 2022K	36,587,388	79,244,419	102,135,214	183,473,985
5559	TRA Commercial Paper Series 2023 K2	-	1,772,525	149,503,958	125,075,651
Construction/Renewal/Replacement		154,262,872	264,422,993	1,282,891,570	1,316,840,615

HC TOLL ROAD AUTHORITY DEBT SERVICE		SFY22 Actuals	FY23 Actuals	FY24 Adopted	FY25 Proposed
5344	HCTRA 2019A SR Lien Rev COI	-	-	-	-
5345	TRA REV REF 1ST LN SER 21 COI	35,436	-	-	-
5346	TRA Rev Ref 1st Lien Series 2022A COI	521,241	55,057	10,140	-
5347	Toll Road Rev Ref 1st Lien Series 2023A COI	-	604,310	660,928	-
5348	Toll Road Rev Ref 1st Lien Series 2024A COI	-	-	-	37,532
5729	TRA C/P 2017 Series E1 Debt Service	182,323	-	-	-
5731	TRA Rev Ref Ser 2004A Debt Service Reserve	10,905,760	-	1,945	1,974
5732	TRA Ser 2005A Debt Service Reserve	5,094,240	9,424,066	585,517	431,307
5733	TRA - 2006A Debt Service Reserve	-	4,570,098	349,931	253,013
5734	TRA - 2008B Revenue Reserve	-	15,809,596	780,692	404,619
5735	HCTRA 2009A Revenue Reserve	-	3,696,240	26,008,392	26,578,263
5736	TRA 2009C Sr Lien Revenue Reserve	-	-	23,678,234	24,324,414
5737	TRA - 2018A Sr Lien Debt Service Reserve	-	-	27,468,945	28,119,938
5738	TRA Rev Ref 1STLn Ser 2021 RSV	-	-	42,288,485	44,790,683
5739	TRA C/P 2017 Series E2 Debt Service	86,015	-	-	-
5749	2022 Commercial Paper Series K	36,718,929	76,680,873	105,081,500	190,399,564
5759	2023 Commercial Paper Series K2	-	500,000	150,000,000	129,871,100
5802	TRA - 2007B Revenue Debt Service	3,201,085	23,327,577	419,532	-
5806	TRA Refunding 2010D Sr Lien Debt Service	-	-	-	-
5808	TRA 2012B Sr Lien Revenue Debt Service	6,258	-	-	-
5809	TRA 2012C Sr Lien Rev Debt Service	4,236,447	-	-	-
5811	TRA 2015B Sr Lien Rev Debt Service	2,948,270	4,858,835	34,001,608	34,995,336
5812	TRA 2016A Sr Lien Revenue B	9,716,833	16,154,008	89,783,609	87,586,519
5813	TRA - 2018A Sr Lien Rev Debt Service	11,128,449	18,658,020	75,266,775	59,118,378
5816	HCTRA 2019A SR Lien Rev DS	1,332,721	2,282,378	3,553,264	3,653,124
5820	Toll Road Revenue Series 2021	6,235,892	10,615,916	41,021,302	41,670,348
5821	Toll Road Revenue Series 2022A	241,817,074	5,275,427	18,666,961	37,470,771
5822	Toll Road Revenue Series 2023A	-	169,869,923	7,976,342	17,619,414
5823	Toll Road Revenue Series 2024A	-	-	-	59,888,497
5851	TRA 1997 Tax Ref Debt Service	728,098	859,725	18,830,249	9,717,757
5852	HCTRA - 2007C Tax Road Debt Service	3,940,167	6,239,185	34,166,364	33,666,156

HC TOLL ROAD AUTHORITY DEBT SERVICE		SFY22	FY23	FY24	FY25
		Actuals	Actuals	Adopted	Proposed
Total		338,835,238	369,481,232	700,600,715	830,598,707

Various Fund Level Appropriations					
HC CAPITAL PROJECT FUNDS - BUDGETED		SFY22	FY23	FY24	FY25
		Actuals	Actuals	Adopted	Proposed
3002	Metro Designated Projects	19,100,399	14,453,960	148,389,759	192,795,043
3021	Road Capital Projects	9,774,126	9,049,643	46,216,905	49,276,064
3201	Building/Park/Library Capital Project	3,278,477	1,998,391	10,321,520	7,783,569
Total		32,153,001	25,501,994	204,928,184	249,854,676

Fiscal Year 2024-25 Various Fund Level Appropriations					
HC CAPITAL PROJECT FUNDS - ROLLOVER		SFY22	FY23	FY24	FY25
		Actuals	Actuals	Adopted	Proposed
3001	Metro Street Improvement Project	1,100	6,679	1,303,932	1,368,102
3102	Road Refunding 2004 B Construction	99,029	24,036	26,444	49,947
3103	Roads 2006B Construction	147,608	269,628	5,656,618	5,259,182
3109	Comm Paper Ser C - Road & Bridge	45,561,184	89,446,735	299,584,695	355,544,163
3226	HOT Tax SUB Revenue 22 Construction	-	8,028,719	25,857,890	8,832,287
3229	Comm Paper Ser A-1, Technology	22,599,680	38,954,363	79,409,817	66,782,899
3239	Comm Paper Ser B - Parks/Libraries	213,963	687,756	29,636,541	55,088,676
3249	Comm Paper PIB Ser D/2002	27,658,531	67,297,499	162,454,764	191,417,334
3259	Comm Paper Series D2	33,327,951	47,737,402	231,114,587	279,675,856
3269	Comm Paper Series D3	55,729,502	52,261,681	139,353,459	198,322,509
3279	Comm Paper Series J1	3,528	173,493	53,751,829	51,452,103
Total		185,342,076	304,887,990	1,028,150,576	1,213,793,058

Fiscal Year 2024-25 Various Fund Level Appropriations					
HC OTHER FUNDS		SFY22	FY23	FY24	FY25
		Actuals	Actuals	Adopted	Proposed
5211	Commissary-Sheriff (Memo Only)	3,989,449	5,831,021	19,878,966	22,466,267
5212	Payroll Commissary-Sheriff (Memo Only)	72,487	-165,829	464,732	518,073
Total		4,061,936	5,665,192	20,343,698	22,984,340

Various Fund Level Appropriations					
HC GRANT FUNDS - ROLLOVER		SFY22	FY23	FY24	FY25

		Actuals	Actuals	Adopted	Proposed
2601	Federal Grants	280,022,334	522,710,275	2,234,797,121	720,833,379
2602	State Grants	19,234,649	46,876,464	34,365,852	29,939,993
2603	Local Grants	1,026,462	1,852,747	49,838,217	4,450,269
2604	Other Grant Funds	2,755,188	2,469,167	6,478,925	9,086,103
2650	CARES Act Fund	3,815,514	-	-	-
2651	ARPA	34,439,720	155,736,885	686,061,106	414,222,913
2688	Grant Program Income	672,754	1,246,426	3,530,408	5,992,966
2699	Grant Match	7,517,625	22,968,480	302,704,595	32,582,316
Total		349,484,246	753,860,445	3,317,776,224	1,217,107,940

Other Funds

As noted above, the Adopted Budget will be based on the FEAR once finalized

		Funds/Departments			
HARRIS COUNTY FORFEITED ASSET FUNDS - MEMO ONLY*		SFY22	FY23	FY24	FY25
		Actuals	Actuals	Adopted	Proposed
<u>2053 CONSTABLE PCT. 2 CHAPTER 18 STATE FORFEITURE</u>					
302	Constable Pct. 2				
Total		32,918	-	76,899	81,403
<u>2014 CONSTABLE PCT. 2 FED FORFEITURE ASSETS-USJ</u>					
302	Constable Pct. 2				
Total		21,829	-	931	136,252
<u>2071 CONSTABLE PCT. 2 STATE FORFEITURE ASSETS</u>					
302	Constable Pct. 2				
Total		6,828	3,279	92,664	244,848
<u>2035 CONSTABLE PCT. 2 FED FORFEITURE ASSETS-UST</u>					
302	Constable Pct. 2				
Total		-	-	11	11
<u>2054 DA SPECIAL INVESTIGATION FUND</u>					
545	District Attorney				
Total		344,912	557,410	978,836	1,287,116
<u>2176 DA HOT CHECK DEPOSITORY FUND</u>					
545	District Attorney				
Total		-	-	52,520	80,452
<u>2015 CONSTABLE PCT. 3 FED FORFEITURE ASSETS</u>					
303	Constable Pct. 3				
Total		-	12,571	21,410	11,287
<u>2072 CONSTABLE PCT. 3 STATE FORFEITURE ASSETS</u>					

HARRIS COUNTY FORFEITED ASSET FUNDS - MEMO ONLY*		Funds/Departments			
		SFY22 Actuals	FY23 Actuals	FY24 Adopted	FY25 Proposed
303	Constable Pct. 3				
Total		7,584	65,804	111,582	66,878
<u>2016 CONSTABLE PCT. 4 FED FORFEITURE ASSETS-USJ</u>					
304	Constable Pct. 4				
Total		-	-	69,447	72,870
<u>2073 CONSTABLE Pct. 4 STATE FORFEITURE ASSETS</u>					
304	Constable Pct. 4				
Total		17,468	236,799	362,259	413,956
<u>2036 CONSTABLE PCT. 4 FED FORFEITURE ASSETS-UST</u>					
304	Constable Pct. 4				
Total		-	-	1,383	1,426
<u>2033 DISTRICT ATTORNEY FORFEITED ASSETS - TREASURER</u>					
545	District Attorney				
Total		-	-	92,653	101,788
<u>2011 DISTRICT ATTORNEY FORFEITED ASSETS - JUSTICE</u>					
545	District Attorney				
Total		-	171,312	886,952	585,751
<u>2031 CONSTABLE SEIZED ASSETS - TREASURY</u>					
301	Constable Pct. 1				
Total		-	-	264	287
<u>2012 CONSTABLE FORFEITED ASSETS - JUSTICE</u>					
301	Constable Pct. 1				
Total		36,373	-	108,418	114,731
<u>2017 CONSTABLE PCT. 5 FED FORFEITURE ASSETS-USJ</u>					
305	Constable Pct. 5				
Total		-	-	200,820	315,420
<u>2074 CONSTABLE PCT. 5 STATE FORFEITURE ASSETS</u>					
305	Constable Pct. 5				
Total		180	-	872,541	976,262
<u>2037 CONSTABLE PCT. 5 FED FORFEITURE ASSETS-UST</u>					
305	Constable Pct. 5				
Total		-	-	1,107	1,140
<u>2090 SHERIFF STATE FORFEITURE ASSETS - CH47</u>					
540	Sheriff's Department				
Total		-	-	92,764	100,934
<u>2078 CONSTABLE PCT. 6 STATE FORFEITURE ASSETS</u>					
306	Constable Pct. 6				

HARRIS COUNTY FORFEITED ASSET FUNDS - MEMO ONLY*	Funds/Departments			
	SFY22 Actuals	FY23 Actuals	FY24 Adopted	FY25 Proposed
Total	11,742	3,500	52,972	56,384
<u>2079 CONSTABLE PCT. 7 STATE FORFEITURE ASSETS</u>				
307 Constable Pct. 7				
Total	2,420	37,693	62,643	87,492
<u>2080 CONSTABLE PCT. 8 STATE FORFEITURE ASSETS</u>				
308 Constable Pct. 8				
Total	50,297	28,475	95,265	167,348
<u>2018 CONSTABLE PCT. 8 FEDERAL FORFEITED ASSETS JUSTICE</u>				
308 Constable Pct. 8				
Total	-	-	1,766	8,704
<u>2032 SHERIFFS FORFEITED ASSETS - TREASURY</u>				
540 Sheriff's Department				
Total	838,159	105,572	3,071	72,830
<u>2013 SHERIFFS FORFEITED ASSETS - JUSTICE</u>				
540 Sheriff's Department				
Total	76,166	766,247	1,110,208	40,493
<u>2075 SHERIFFS FORFEITED ASSETS - STATE</u>				
540 Sheriff's Department				
Total	665,524	647,222	444,594	881,912
<u>2076 DISTRICT ATTORNEY FORFEITED ASSETS - STATE</u>				
545 District Attorney				
Total	1,211,405	3,751,863	7,665,298	5,456,702
<u>2077 CONSTABLE FORFEITED ASSETS - STATE</u>				
301 Constable Pct. 1				
Total	3,877	14,311	87,070	141,696
<u>2091 FORFEITED ASSETS - COMMISSIONERS COURT</u>				
202 General Administration				
Total	17,024	1,903,755	1,031,131	464,826
<u>2092 FORFEITED ASSETS - FIRE MARSHAL</u>				
213 Fire Marshal				
Total	-	-	2,321	2,609
<u>2034 CA FORFEITED ASSETS US TREASURY SP PROSEC</u>				
510 County Attorney				
Total	105,584	156,431	484,399	347,995
<u>2051 CH 18 STATE FORFEITED ASSETS - SHERIFF</u>				
540 Sheriff				
Total	115,218	190,427	170,771	198,634

HARRIS COUNTY FORFEITED ASSET FUNDS - MEMO ONLY*	Funds/Departments			
	SFY22 Actuals	FY23 Actuals	FY24 Adopted	FY25 Proposed
<u>2052 CH 18 STATE FORFEITED ASSETS - CONSTABLE 4</u>				
304 Constable Precinct 4				
Total	-	-	949,534	1,128,697
<u>2056 CH 18 STATE FORFEITED ASSETS - CONSTABLE 1</u>				
301 Constable Precinct 1				
Total	219,618	352,100	387,489	506,134
<u>2057 CH 18 STATE FORFEITED ASSETS - CONSTABLE 3</u>				
303 Constable Precinct 3				
Total	29,313	5,048	149	5,682
<u>2058 CH 18 STATE FORFEITED ASSETS - CONSTABLE 5</u>				
305 Constable Precinct 5				
Total	-	56,638	285,288	279,484
<u>2059 CH 18 STATE FORFEITED ASSETS - CONSTABLE 6</u>				
306 Constable Precinct 6				
Total	-	-	9,067	9,796
<u>2055 CH 18 FORFEITED ASSETS FIRE MARSHAL</u>				
213 Fire Marshal				
Total	1,469	4,077	27,517	85,238
<u>2081 CA FORFEITED ASSETS STATE SP UNIT</u>				
510 County Attorney				
Total	25,709	63,522	144,717	57,960
Total	3,841,618	9,134,055	17,038,731	14,593,428

Appendix



Appendix A – Department Budgets

General Fund Budgets

Dept	Department Name	SFY22 Actuals	FY23 Actuals	FY24 Adopted	FY25 Proposed
91	Appraisal District	7,000,537	14,289,154	14,960,000	18,310,000
100	Harris County Judge's Office	5,855,769	9,230,733	11,103,671	11,693,412
101	Commissioner Precinct 1	20,359,101	48,844,178	42,285,500	43,992,030
102	Commissioner Precinct 2	24,682,462	37,980,424	42,285,500	43,992,030
103	Commissioner Precinct 3	26,442,970	39,035,052	42,285,500	43,992,030
104	Commissioner Precinct 4	21,203,351	34,513,925	42,285,500	43,992,030
200	Office of County Administration	2,717,996	6,328,559	21,011,114	24,697,705
201	Office of Management & Budget	4,096,020	6,661,863	6,618,089	10,680,483
202	General Administration	122,859,231	75,387,116	55,613,078	231,487,394
204	Intergovernmental & Global Affairs	872,605	1,480,679	2,396,402	3,559,618
205	Economic Equity & Opportunity	2,777,031	5,130,572	6,521,020	8,758,487
208	Engineering	37,510,382	64,100,436	79,270,033	85,847,746
212	Human Resources and Risk Management	4,914,023	8,783,298	10,371,708	7,107,301
213	Fire Marshal	6,761,386	12,207,917	12,542,585	13,147,407
270	Institute of Forensic Sciences	22,647,441	37,678,092	41,555,180	45,049,463
272	Pollution Control	4,617,317	7,773,000	10,243,594	10,372,916
275	Public Health Services	23,359,611	44,709,043	56,113,006	59,927,592
283	Veterans Services	793,624	1,373,966	1,478,890	1,745,366
285	Library	22,258,660	38,210,175	42,381,681	42,464,687
286	Domestic Relations	4,417,717	7,263,503	7,944,943	8,151,376
289	Housing and Community Development	15,715,559	19,886,286	23,486,201	22,652,799
292	Universal Services	42,835,496	73,080,957	93,727,129	96,203,017

Dept	Department Name	SFY22 Actuals	FY23 Actuals	FY24 Adopted	FY25 Proposed
293	Universal Services Repair & Replacement	12,109,043	12,903,625	16,600,000	18,600,000
296	The Harris Center for Mental Health	13,455,850	23,067,171	23,067,171	24,067,171
298	Universal Services Utilities & Leases	12,905,256	23,297,701	29,483,935	29,483,935
301	Constable, Precinct 1	30,571,862	51,498,887	49,108,913	50,122,803
302	Constable, Precinct 2	7,164,564	12,870,704	12,227,590	12,524,122
303	Constable, Precinct 3	12,617,530	23,113,753	20,950,166	21,429,016
304	Constable, Precinct 4	39,848,754	67,773,494	66,361,426	67,466,687
305	Constable, Precinct 5	28,685,304	49,528,064	48,829,729	49,562,927
306	Constable, Precinct 6	6,388,193	10,750,451	12,053,393	12,586,487
307	Constable, Precinct 7	8,711,861	14,292,892	16,307,891	16,588,748
308	Constable, Precinct 8	5,855,176	9,980,932	10,494,620	10,724,887
311	Justice of the Peace, 1-1	1,436,449	2,356,819	2,602,185	2,647,062
312	Justice of the Peace, 1-2	1,378,262	2,243,731	2,730,787	2,822,973
321	Justice of the Peace, 2-1	664,364	1,191,170	1,268,258	1,297,255
322	Justice of the Peace, 2-2	568,987	1,044,953	1,165,473	1,252,335
331	Justice of the Peace, 3-1	1,107,470	1,855,077	2,067,736	2,104,770
332	Justice of the Peace, 3-2	814,310	1,210,881	1,444,034	1,494,603
341	Justice of the Peace, 4-1	1,928,871	3,401,970	3,593,741	3,648,055
342	Justice of the Peace, 4-2	989,398	1,608,809	1,833,341	1,875,375
351	Justice of the Peace, 5-1	1,271,734	2,338,974	2,685,539	2,730,637
352	Justice of the Peace, 5-2	1,933,211	3,024,049	3,582,775	3,659,789

Dept	Department Name	SFY22 Actuals	FY23 Actuals	FY24 Adopted	FY25 Proposed
361	Justice of the Peace, 6-1	572,542	982,478	1,078,545	1,119,711
362	Justice of the Peace, 6-2	434,841	852,474	1,000,566	1,026,080
371	Justice of the Peace, 7-1	711,597	1,212,690	1,433,089	1,463,211
372	Justice of the Peace, 7-2	595,941	994,802	1,234,709	1,262,527
381	Justice of the Peace, 8-1	810,878	1,246,801	1,473,817	1,511,216
382	Justice of the Peace, 8-2	482,361	806,554	1,031,367	1,054,577
510	County Attorney	19,410,754	35,591,783	44,140,993	44,267,864
515	County Clerk	11,710,263	17,897,743	34,369,271	41,004,107
516	Elections Operations	18,712,100	12,916,017	24,620,276	17,510,948
517	County Treasurer	723,530	1,200,630	1,345,032	1,711,130
520	Elections Administration	8,771,809	14,561,532	-	-
530	Tax Assessor-Collector	19,267,560	33,451,638	37,885,223	40,604,499
540	Sheriff - Patrol & Administration	160,633,711	263,318,125	293,112,002	305,778,154
541	Sheriff - Detention	163,535,851	282,489,413	301,901,978	306,522,599
542	Sheriff - Medical	57,320,778	94,884,649	97,379,232	108,568,632
545	District Attorney	64,367,952	103,100,950	116,116,536	116,132,630
550	District Clerk	24,946,877	38,151,770	47,227,075	48,948,691
560	Public Defender	18,769,383	30,241,846	43,047,988	56,032,593
601	Community Supervision	2,017,147	3,487,540	4,110,116	4,738,731
605	Pretrial Services	13,327,784	23,798,596	27,953,755	29,151,690
610	Auditor's Office	15,690,402	25,998,877	29,026,567	29,445,311
615	Purchasing Agent	6,180,252	10,136,104	13,647,642	16,157,348
700	District Courts	19,542,163	32,131,045	36,456,289	39,406,757
701	District Courts Court Appointed Attorney Fees	38,639,848	73,169,985	63,500,000	53,500,000
821	Texas A&M Agrilife	558,228	845,147	1,119,555	1,129,923
840	Juvenile Probation	49,558,573	86,666,119	93,212,970	98,010,152
845	Sheriff's Civil Service	154,929	284,363	338,914	333,676

Dept	Department Name	SFY22 Actuals	FY23 Actuals	FY24 Adopted	FY25 Proposed
880	Harris County Resources for Children and Adults	16,963,526	27,830,294	30,510,373	31,330,193
885	Children's Assessment Center	6,132,436	10,004,083	10,636,098	10,838,850
930	1st Court of Appeals	-	6,334	38,881	38,881
931	14th Court of Appeals	-	4,171	38,881	38,881
940	County Courts	12,512,909	20,309,931	22,763,313	23,740,878
941	County Courts Court Appointed Attorney Fees	5,992,799	14,871,291	9,600,000	5,600,000
945	Office of Managed Assigned Counsel	820,358	2,207,199	2,252,664	3,345,288
991	Probate Court No. 1	1,080,743	1,802,249	2,002,603	2,036,049
992	Probate Court No. 2	957,975	1,556,215	1,768,842	1,801,599
993	Probate Court No. 3	3,341,228	5,560,315	6,038,513	6,082,327
994	Probate Court No. 4	1,024,838	1,745,466	1,934,105	2,002,551
995	Probate Court No. 5	-	-	1,713,193	1,657,092
	Sub-total	1,381,379,604	2,189,620,254	2,402,000,000	2,669,419,872
	Working Capital	-	-	337,704,431	237,649,259
	Total	1,381,379,604	2,189,620,254	2,739,704,431	2,907,069,131

Toll Road Operating Funds

Dept	Department Name	SFY22 Actuals	FY23 Actuals	FY24 Adopted*	FY25 Proposed*
050	Toll Road Authority - 5302 (Toll Road)**	138,838,417	245,124,836	385,361,003	407,740,087
050	Toll Road Authority - 5310 (Tunnel & Ferry)**	3,003,522	5,945,338	12,354,979	13,204,379
Total		141,841,939	251,070,174	397,715,982	420,944,466

Flood Control Operating Funds

Dept	Department Name	SFY22 Actuals	FY23 Actuals	FY24 Adopted	FY25 Proposed
090	Flood Control District	57,824,609	97,841,486	128,200,000	241,100,000
Sub-total		57,824,609	97,841,486	128,200,000	241,100,000
Working Capital		-	-	100,761,328	33,019,681
Total		-	-	214,761,328	274,119,681

*Adopted budget includes carryforward. Proposed budget does not include carryforward, which will be added before final adoption.

**The Toll Road Authority utilizes Funds 5302 & 5310 for their Operation & Maintenance budget.

Appendix B – Glossary of Terms

Term	Description
Accrual	The method of accounting under which revenues are recorded when they are earned (whether or not cash is received at that time), and expenditures are recorded when goods and services are received (whether or not cash disbursements are made at that time).
Ad Valorem Tax	Is a tax whose amount is based on the value of a transaction or of property.
Allocation	An amount or portion of a resource assigned to a particular Department.
Appraisal	An assessment or estimate of the value of property.
Appropriation	The legislative authority to spend and obligate a specified amount from a designated fund account for a specific purpose.
ARPA	The American Rescue Plan Act (ARPA) is a \$1.9 trillion economic stimulus package passed by the U.S. Congress and signed into law in March 2021. ARPA includes State and Local Fiscal Recovery Funds (SLFRF), which provides direct aid to state, local, and Tribal governments to support the response to and recovery from the COVID-19 public health emergency.
Bond	A debt instrument that organizations can sell and agree to repay the face amount of the bond by a designated date, called the “maturity date.”
Capital Funds	Funds set aside for purpose of funding a long-lived asset that depreciates over time.
Capital Improvement Plan (CIP)	A list of capital projects and funding sources for the next 5-10 years.
Capital Improvement Project	An investment in a county asset. The asset can be tangible or intangible. Examples include streets and drainage facility construction, major reconstruction or repair of buildings, and development of custom software.
Capital Reserve	A fund or account set aside for major long-term investment projects or other anticipated expenses.
Carryover	Balances in each fund at the end of the fiscal year that will be the beginning fund balances of the next fiscal year.
Carry-Forward	Prior year appropriation that is brought into the current fiscal year to pay for encumbered expenses that have not been paid.
Community Development Block Grant (CDBG)	Federal block grant through the Housing and Urban Development Department (HUD) designed to support community development activities to build stronger and more resilient communities.
Community Development Block Grant-Disaster Recovery (CDBG-DR)	Federal block grant through the Housing and Urban Development Department (HUD) designed to support/help cities, counties, and states to recover from Presidentially declared disasters.
Community Development Block Grant-Mitigation (CDBG-MIT)	Federal block grant through the Housing and Urban Development Department (HUD) designed to support/help cities, counties, and states to mitigate impacts of future disasters before they happen.

Term	Description
Certificates of Obligation (CO)	An instrument of public debt that can be issued without voter approval and are backed by tax and/or fee revenue. COs can be issued for the purchase of major capital outlay, building demolition, and infrastructure improvements.
Current Level of Service (CLS)	The annual OMB pre-decisional projection of the County’s costs in the next fiscal year.
Cost of Living Adjustments (COLA)	Salary increases designed to maintain purchasing power for employee compensation with inflation.
Commercial Paper	An interim funding tool for capital expenditures. A promissory note secured by pledged revenues and a revolving credit agreement. Maturities range from 1 to 270 days. Commercial paper liabilities are typically paid off directly or rolled into longer-term debt, like bonds.
Consumer Price Index (CPI)	A measure of the average change over time in the prices paid by urban consumers for a market basket of consumer goods and services.
Contingency	A budgetary reserve usually set aside for emergencies or unforeseen expenditures not otherwise budgeted. A contingency may also be set for a program or service for which the exact costs are not determined.
Debt Service	Principal and interest payments on outstanding bonds. The series of payments of interest and principal required on a debt over a given period of time to repay an outstanding debt on an obligation resulting from the issuance of bonds, certificates of obligation notes or other debt.
Deficit	The amount that expenditures exceed projected revenue.
Encumbrance	Obligations in the form of purchase orders, contracts, or salary commitments, which are chargeable to an appropriation and for which a part of the appropriation is reserved. They cease to be encumbrances when paid or when an actual liability is released.
Enterprise Fund	A fund established to finance and account for the acquisition, operation, and maintenance of governmental facilities and services, which are entirely or predominantly self-supporting by user charges. This type of fund uses the accrual basis of accounting.
Expenditure	Costs of goods received, or services rendered that are recorded in the accounting system. Accounts are kept on an accrual or modified accrual basis and expenditures are recognized whether or not cash payments have been made. When accounts are kept on a cash basis, they are recognized only when cash payments have been made.
FEAR	Final Estimate of Available Resources prepared by the County Auditor.
Federal Grants	Grant awards received either directly from the Federal Government or funded by the Federal Government that flow thru the State prior to being awarded to the County.

Term	Description
Fiscal Year (FY)	A twelve-month period of time to which the annual budget applies and at the end of which a governmental unit determines its financial position and the results of its operations.
Fitch Rating	Internationally recognized credit rating agency.
Flex Fund	Special Fund created to support projects aligned with ARPA priority outcomes, funded from budget made available by transferring ARPA-eligible expenses to Fund 2651. Fund 1040 will be part of the General Fund Group.
Flood Contract Tax Bonds	Bonds issued by the County to fund Flood Control projects. They are payable from payments received from the county pursuant to a flood control projects contract. The County's obligation to make the payments is backed by a pledge of its tax levy, limited to \$0.80 per \$100 assessed value.
Flood Control Bonds	Bonds issued by the Flood Control to fund Flood Control projects. They are paid from the annual property tax levy limited to \$0.30 per \$100 assessed value for operations and debt service.
Forfeited Fund	Seized funds awarded to law enforcement entities by federal and state courts.
Full-Time Equivalent (FTE)	Total estimated annual person-hours for all employees expected to fill positions within an organization for all or a portion of a year divided by 2,088. The annual paid hours for a fulltime employee working 26.1 pay periods are 2,088, including holidays, vacation, and sick leave.
Fund	An independent fiscal and accounting entity with a self-balancing set of accounts for recording cash and/or other resources together with all related liabilities, obligations, reserves, and equities which are segregated for the purpose of carrying out specific activities or attaining certain objectives.
General Fund	The largest fund within the County. It was established to finance and account for the general receipts and expenditures and is operated under a modified accrual basis. This fund may be used for any legitimate municipal purpose. The sources of revenues for this fund include property and sales taxes, licenses, and permits, fines, fees, and others. This fund is used for most basic operating services such as public safety, human and cultural services, parks and recreation, public works, and general government administration.
General Obligation (GO)	A municipal bond backed by the credit and "taxing power" of the issuing jurisdiction rather than the revenue from a given project. They are paid back from the County's limited \$0.80 tax levy. They are issued pursuant to voter authorization.
Grant	Contribution by one government unit of funding source to another. The contribution is usually made to aid in the support of a specified function, i.e., library materials, drug enforcement, etc.

Term	Description
Healthcare Fund	The county maintains a separate fund to account for employee healthcare expenses and sources of revenue, including county contributions and employee premiums.
Hotel Occupancy Tax (HOT)	A tax levied on hotel stays. In Houston there is 6 percent state tax, 7 percent Houston tax, 2 percent Harris County tax and 2 percent Harris County - Houston Sports Authority tax.
I&S Rate	Interest and Sinking is the tax rate needed to generate enough funds to cover all debt service and commercial paper repayments for the year.
Indigent Defense	County-provided criminal defense services for those persons accused of a crime that cannot afford to pay for their own lawyer/counsel.
Infrastructure Fund	Special Fund created to track Road & Bridge Subdivision Drainage Program costs.
M/WBES	Minority and Women Owned Business Enterprises.
Maintenance and Operation Rate (M&O)	Maintenance and Operation rate is the portion of the County’s tax rate supporting the county’s operational spending. The County also sets a debt service rate which is used to pay the county’s debt obligations.
Maturity	The date on which the principal or stated value of investments or debt obligations is due and may be reclaimed.
Mobility Fund	Special Fund to track road and bridge related projects that are part of the county-wide transportation plan linked to the Toll Road network.
Mobility-nexus	Having relation to road, street, or highway projects, as defined in Section 284.0031 of the Texas Transportation Code.
Moody’s	Internationally recognized credit rating agency.
Operating Budget	Plans of current expenditures and the proposed means of financing them. The annual operating budget is the primary means by which most of the financing, acquisition, spending, and services delivery activities of the County are controlled, and is required by state law.
Outcome Budgeting	Outcome Budgeting is a budget process that aligns resources with results. The budget is organized at the service level around the County’s Priority Outcomes.
PEAR	Preliminary Estimate of Available Resources (prepared by the County Auditor).
Permanent Improvement Bonds (PIB)	General Obligation debt that is issued to fund construction of public works, purchase of automobiles, equipment and machinery, improvements of lands and buildings and professional services related to any of these projects.
Portfolio	A collection of departments that an OMB Portfolio Manager works closely with to identify budgetary needs.
Precinct	A defined area for each Harris County Commissioner.

Term	Description
Priority Outcomes	Desirable outcomes identified by Commissioners Court throughout the eight County goal areas: Justice & Safety, Economic Opportunity, Housing, Public Health, Transportation, Flooding, Environment, and Governance & Customer Service. The budget funds priorities in each of these areas.
Proprietary Funds	Special business type funds created to track revenue and expenses of the business type functions (ex. Parking Fund, Radio Fund, etc.). These funds are also known as Enterprise funds.
Public Improvement Contingency Fund (PIC)	Emergency Fund created to be used in case of County-wide emergencies, many costs of which are expected to be reimbursed by FEMA (hurricanes, COVID-19, etc.).
COVID R&R Fund	Special Fund created to track COVID-related costs that are not expected to be reimbursed by FEMA.
Revenue Bonds	Bonds whose debt service is paid through a non-General Fund dedicated revenue stream such as tolls or hotel tax.
Request for Proposals (RFP) Process	Process in which requests for proposals are obtained from vendors interested in conducting business with the County. It is required for purchases over a certain limit.
Road Bonds	General Obligation debts used to fund road projects.
Rollover	The prior Harris County practice of departments carrying forward their total budget surplus into the new Fiscal Year. Discontinued for all County Departments, except for Commissioners Court precincts, in FY22.
Standard & Poor's (S&P)	Internationally recognized credit rating firm.
SB2	Senate Bill 2 was a property tax reform bill that went into effect on January 1, 2020. A primary aspect of this bill was to reduce the amount of property tax the County can collect from existing properties without an election from 8% to 3.5% per year.
SB6	Senate Bill 6 banned the release of people accused of violent crimes on personal bonds, requiring instead that they be able to post the amount of cash set by the court, or pay a percentage to a bail bonds company. It also disallowed cashless release for those arrested on any felony charge if they were already out of jail on bond in a violent criminal case.
Senior Lien	The first security interest placed upon property at a time before other liens.
SFY22	Short Fiscal Year 2022 (March 2022 - September 2022).
Special Revenue Fund	Non-General funds that are supported by something other than property taxes (i.e., special taxes, tolls, fees for service).
Subordinate Lien Revenue Bonds	Bonds issued to fund capital projects and facilities related to the revenue stream, i.e., Toll Road revenue. Subordinate Lien bonds are issued when there are existing Senior Lien bonds outstanding due to certain bond restrictions.
Surplus	The amount that revenues or appropriation exceed actual spending.

Term	Description
Tax & Subordinate Lien Revenue (HOT) Bonds	Hotel Occupancy Tax bonds can be issued to fund projects that promote tourism and the convention/hotel industry. The County pledges it's \$0.80 tax pledge to back the bonds, but ultimately, they are paid back with revenue collected from HOT taxes.
Tax Increment Reinvestment Zones (TIRZ)	An economic development tool used by cities and the county to attract developers to invest in projects on vacant land or run-down properties.
Transfer	Movement of budget/items between different departments within the same fund or between funds.
Truth in Taxation (TNT)	Truth-in-taxation is a concept embodied in the Texas Constitution that requires local taxing units to make taxpayers aware of tax rate proposals and to afford taxpayers the opportunity to limit tax increases.

Appendix C – Department Fund Relationship

DEPARTMENTS	FUND							PROPRIETARY			
	GENERAL FUND (1000)	MOBILITY FUND (1070)	GF SUB-FUNDS ()	GRANT FUNDS	CAPITAL PROJECT FUNDS	DEBT SERVICE FUNDS	SPECIAL REVENUE FUNDS	TOLL ROAD (5302)	TOLL ROAD (NM)	ENTERPRISE FUNDS	INTERNAL SERVICE FUNDS
14TH COURT OF APPEALS	X						X				
1ST COURT OF APPEALS	X						X				
APPRAISAL DISTRICT	X										
AUDITOR'S OFFICE	X			X							
BAIL BOND BOARD							X				
CHILDREN'S ASSESSMENT CENTER	X			X			X				
COMMISSIONER PRECINCT 1	X	X	X	X	X		X				
COMMISSIONER PRECINCT 2	X	X	X	X	X		X				
COMMISSIONER PRECINCT 3	X	X		X	X		X				
COMMISSIONER PRECINCT 4	X	X	X	X	X		X				
COMMISSIONERS COURT ANALYST	X										
HOUSING & COMMUNITY DEVELOPMENT	X		X	X			X				
COMMUNITY SUPERVISION AND CORRECTIONS	X			X			X				
CONSTABLE PRECINCT 1	X		X	X			X				
CONSTABLE PRECINCT 2	X			X			X				
CONSTABLE PRECINCT 3	X			X			X				
CONSTABLE PRECINCT 4	X			X			X				
CONSTABLE PRECINCT 5	X			X	X		X				
CONSTABLE PRECINCT 6	X			X			X				
CONSTABLE PRECINCT 7	X			X			X				
CONSTABLE PRECINCT 8	X			X			X				
COUNTY ATTORNEY'S OFFICE	X	X		X	X		X				X
COUNTY CLERK ELECTION COSTS	X		X	X			X				
COUNTY CLERK'S OFFICE	X						X				
COUNTY COURT APPOINTED ATTORNEYS	X										
COUNTY COURT MANAGEMENT	X			X			X				
COUNTY ENGINEER SHARED SERVICES	X	X	X	X	X					X	
COUNTY ENGINEER'S OFFICE	X	X	X	X	X		X				X
COUNTY JUDGE'S OFFICE	X			X			X				
DEBT SERVICES					X	X	X		X		
DISTRICT ATTORNEY'S OFFICE	X			X			X				
DISTRICT CLERK'S OFFICE	X			X	X		X				
DISTRICT COURT OPERATIONS	X										
DISTRICT COURTS	X			X	X		X				
DOMESTIC RELATIONS	X			X			X				
ECONOMIC EQUITY AND OPPORTUNITY	X		X	X							
ELECTIONS ADMINISTRATION	X		X	X	X		X				
FIRE MARSHAL	X			X	X		X				
FLOOD CONTROL DISTRICT				X							X
GENERAL ADMINISTRATION	X	X	X	X	X		X				
HUMAN RESOURCE RISK MANAGEMENT	X										X
INSTITUTE OF FORENSIC SCIENCES	X			X	X		X				
INTERGOVT AND GLOBAL AFFAIRS	X										
JUSTICE OF THE PEACE 1-1	X										
JUSTICE OF THE PEACE 1-2	X										
JUSTICE OF THE PEACE 2-1	X										
JUSTICE OF THE PEACE 2-2	X										
JUSTICE OF THE PEACE 3-1	X										
JUSTICE OF THE PEACE 3-2	X										
JUSTICE OF THE PEACE 4-1	X										
JUSTICE OF THE PEACE 4-2	X										
JUSTICE OF THE PEACE 5-1	X										

* The General Fund Group sub funds include the following funds: IIS Fund (1015), Public Improvement Contingency Fund (1020), Covid Response and Recovery (1030), Facility Fund (1035), Flex Fund (1040), Energy Efficiency Fund (1045) and the Infrastructure Fund (1080)


DEPARTMENTS	FUND							PROPRIETARY			
	GENERAL FUND (1000)	MOBILITY FUND (1070)	GF SUB-FUNDS (')	GRANT FUNDS	CAPITAL PROJECT FUNDS	DEBT SERVICE FUNDS	SPECIAL REVENUE FUNDS	TOLL ROAD (5302)	TOLL ROAD (NM)	ENTERPRISE FUNDS	INTERNAL SERVICE FUNDS
JUSTICE OF THE PEACE 5-2	X						X				
JUSTICE OF THE PEACE 6-1	X										
JUSTICE OF THE PEACE 6-2	X										
JUSTICE OF THE PEACE 7-1	X										
JUSTICE OF THE PEACE 7-2	X										
JUSTICE OF THE PEACE 8-1	X										
JUSTICE OF THE PEACE 8-2	X										
JUVENILE PROBATION OFFICE	X			X			X				
MANAGED ASSIGNED COUNSEL	X			X							
MHMRA	X										
OFFICE OF COUNTY ADMINISTRATION	X		X	X	X						
OFFICE OF JUSTICE AND SAFETY	X			X			X				
OFFICE OF MANAGEMENT & BUDGET	X			X	X		X				
POLLUTION CONTROL OFFICE	X			X	X		X				
PRE-TRIAL SERVICES	X			X							
PROBATE ADMINISTRATOR							X				
PROBATE COURT 1	X						X				
PROBATE COURT 2	X						X				
PROBATE COURT 3	X						X				
PROBATE COURT 4	X				X		X				
PROBATE COURT 5	X										
PROTECTIVE SERVICES FOR CHILDREN AND ADULTS	X			X	X		X				
PUBLIC DEFENDER'S OFFICE	X			X							
PUBLIC HEALTH	X		X	X	X		X				
PUBLIC LIBRARY	X		X	X	X		X				
PURCHASING OFFICE	X			X							
SHERIFF'S CIVIL SERVICE	X										
SHERIFF CRIMINAL JUSTICE ADMIN	X		X	X	X					X	
SHERIFF EXECUTIVE ADMINISTRATION	X		X	X			X				X
SHERIFF HEALTH SERVICES ADMIN	X		X	X	X						
SPORTS AND CONVENTION CORP				X	X		X				
TAX ASSESSOR	X			X							
TEXAS A&M AGRILIFE EXT SERV	X			X			X				
TOLL ROAD AUTHORITY				X	X	X		X	X		
TREASURER'S OFFICE	X										
UNIVERSAL SERVICES	X		X	X	X		X				X
US REPAIR AND REPLACEMENT	X		X	X	X		X			X	
US UTILITIES AND LEASES	X										
VETERANS SERVICES	X			X			X				





Harris County Auditor's Office

To be an independent and progressive organization recognized for professionalism in carrying out the County Auditor's statutory duties and responsibilities.



Final Estimate of
Available Resources
Fiscal Year 2025

Independence - Accountability - Professionalism

**HARRIS COUNTY AUDITOR’S OFFICE
FINAL ESTIMATE OF AVAILABLE RESOURCES
FY 2025
TABLE OF CONTENTS**

TRANSMITTAL LETTER

HARRIS COUNTY GENERAL FUND GROUP:

	Fund Summary
1000	General Fund
1010	Hurricane Harvey Recovery
1015	Integrated Justice Info System (NEW)
1020	Public Improvement Contingency
1030	COVID Response & Recovery
1035	Facility Fund (NEW)
1040	Flex Fund
1045	Energy Efficiency Fund (NEW)
1070	Mobility Fund
1080	Infrastructure Fund

HARRIS COUNTY SPECIAL REVENUE FUNDS:

	Fund Summary
2091	Forfeited Assets – Comm Court
2101	Hotel Occupancy Tax Revenue
2102	Public Art Fund (NEW)
2106	District Court Records Archive
2116	DSRIP Programs
2117	Charity Care Fund
2121	Deed Restriction Enforcement
2126	Concession Fee
2136	Hay Center Youth Program
2141	Preparation for Adult Living (PAL)
2146	Child Support Enforcement Revenue
2151	Family Protection
2161	Probate Court Support
2162	Probate Administrator (NEW)
2166	Appellate Judicial System
2181	Courthouse Security Justice Court
2186	County Clerk Records Management
2187	District Clerk Records Management
2188	General Administration Records Management
2190	County Clerk Records Archive
2191	CTS Records Management
2192	District Clerk Court Technology
2193	County-Wide Records Management-Criminal

**HARRIS COUNTY AUDITOR'S OFFICE
FINAL ESTIMATE OF AVAILABLE RESOURCES
FY 2025
TABLE OF CONTENTS**

HARRIS COUNTY SPECIAL REVENUE FUNDS CONTINUED:

2194	County Clerk Records Management SB41
2201	Donation Fund
2202	Juror Donation Programs
2203	Library Donation
2210	Court Facility Fee Fund
2211	County Clerk of the Court Fund
2212	District Clerk of the Court
2213	Language Access Fund
2214	Judicial Education and Support Fund
2215	Justice Court Support Fund
2216	Justice Court Technology
2221	Child Abuse Prevention
2226	Bail Bond Board
2231	DA First Chance Inter Program
2236	Local Youth Diversion Fund
2246	Specialty Court Program
2251	County and District Technology
2256	Stormwater Management
2261	DA Diversion Program
2266	Gulf of Mexico Energy Security Act/GOMESA
2271	Veterinary Public Health
2272	VPH Donations Fund
2276	Pollution Control Mitigation
2279	Household Hazardous Waste Center
2296	SEP Environmental Enforcement Con 1
2301	Community Development Financial Sureties
2311	Criminal Courts Audio-Visual Equipment
2316	Medicaid Admin Claim Reimburse
2321	Dispute Resolution
2326	Fire Code Fee
2327	Boarding Home Fines & Fees
2331	LEOSE Law Enforcement
2336	Juvenile Probation Fee
2341	Food Permit Fees
2346	Court Reporter Service
2351	Juvenile Delinquency Prevention
2356	Supplemental Guardianship
2361	Courthouse Security

**HARRIS COUNTY AUDITOR'S OFFICE
FINAL ESTIMATE OF AVAILABLE RESOURCES
FY 2025
TABLE OF CONTENTS**

HARRIS COUNTY SPECIAL REVENUE FUNDS CONTINUED:

2376	FPM Property Maintenance
2381	IFS Training
2386	County Law Library
2391	Environmental Restitution
2402	TIRZ Affordable Housing-Interest Bearing
2411	Pool Permit Fees
2420	County Jury Fund SB346
2421	Time Payment Fund SB346
2701	CAD/RMS Project
2704	El Franco Lee
2705	HC Partnership Fund

HARRIS COUNTY PROPRIETARY FUNDS:

ENTERPRISE FUNDS:

	Fund Summary
5201	Parking Facilities
5301	TRA Revenue Collections
5302	TRA Operation and Maintenance
5310	TRA Tunnel Ferry Operation & Maintenance
5315	Flood Control Transfers Reserve
5321	TRA Renewal Replacement
5501	TRA Revenue Pool Construction
5510	TRA Tunnel Ferry Revenue PL Construction

INTERNAL SERVICE FUNDS:

5101	Central Service VMC
5102	Public Safety Technology Services
5103	Inmate Industries
5104	Health Insurance Trust Management
5121	Workers' Compensation
5122	Risk Management
5123	Unemployment Insurance

HARRIS COUNTY DEBT SERVICE FUNDS:

	Fund Summary
4107	Road Refunding Series 2012A DS
4108	Road Refunding Series 2012B DS
4109	Road Refunding Series 2014A DS

**HARRIS COUNTY AUDITOR'S OFFICE
FINAL ESTIMATE OF AVAILABLE RESOURCES
FY 2025
TABLE OF CONTENTS**

HARRIS COUNTY DEBT SERVICE FUNDS CONTINUED:

4110	Road Refunding Series 2015A DS
4111	Road Refunding Series 2017A DS
4112	Road Refunding Series 2019A DS
4113	Road Refunding Series 2021 DS
4114	Road Refunding Series 2022A DS
4115	Road Refunding Series 2023A DS
4116	Road Refunding Series 2024A DS (NEW)
4372	Road Refunding Series 2022A COI
4373	Road Refunding Series 2023A COI
4374	Road Refunding Series 2024A COI (NEW)
4703	Commercial Paper Series C DS
4709	Commercial Paper Series C-2 DS (NEW)
4603	HC/FC Agreement Refunding Series 2014A
4604	HC/FC Agreement Refunding Series 2014B
4605	HC/FC Agreement Refunding Series 2015B
4606	HC/FC Agreement Refunding Series 2017A
4608	HC/FC Agreement Refunding Series 2019A
4701	Commercial Paper Series A1 DS
4702	Commercial Paper Series B DS
4704	Commercial Paper Series D DS
4706	Commercial Paper Series D2 DS
4707	Commercial Paper Series D3 DS
4708	Commercial Paper Series J1 2020
4810	PIB Refunding Series 2012A DS
4811	PIB Revenue Refunding Series 2012B DS
4812	PIB N Refunding Series 2015A DS
4813	PIB Refunding Series 2015B DS
4814	PIB Refunding Series 2017A DS
4815	PIB Refunding Series 2019A DS
4817	PIB Refunding Series 2020A DS
4818	PIB Refunding Series 2021 DS
4819	PIB Refunding Series 2021A DS
4820	PIB Refunding Series 2022A DS
4821	PIB Refunding Series 2023A DS
4822	PIB Tax & Revenue Certificate of Obligation Series 2024 DS (NEW)
4823	PIB Refunding Series 2024A DS (NEW)
4853	PIB Refunding Series 2022A COI
4854	PIB Refunding Series 2023A COI
4855	PIB Tax & Revenue Certificate of Obligation Series 2024 COI (NEW)
4856	PIB Refunding Series 2024A COI (NEW)
4903	HOT Revenue Refunding Series 2019B DS
4905	HOT Revenue Refunding Series 2022A DS

**HARRIS COUNTY AUDITOR'S OFFICE
FINAL ESTIMATE OF AVAILABLE RESOURCES
FY 2025
TABLE OF CONTENTS**

HARRIS COUNTY DEBT SERVICE FUNDS CONTINUED:

- 4906 HOT Revenue Refunding Series 2022A COI
- 4907 HOT Tax Subordinated Revenue Series 2022 DS
- 4908 HOT Tax Subordinated Revenue Series 2022 COI
- 4921 HOT GO & Revenue Refunding 02 DS

**HARRIS COUNTY AUDITOR’S OFFICE
FINAL ESTIMATE OF AVAILABLE RESOURCES
FY 2025
TABLE OF CONTENTS**

HARRIS COUNTY FLOOD CONTROL DISTRICT FUNDS:

- Fund Summary
- 2890 Flood Control General Fund
- 2891 Flood Control Maintenance Fund (NEW)

HARRIS COUNTY FLOOD CONTROL DISTRICT DEBT SERVICE FUNDS:

- Fund Summary
- 4304 IMPR Refunding 2022A COI
- 4305 IMPR Refunding 2023A COI
- 4402 IMPR Refunding Series 2014 DS
- 4403 IMPR Refunding Series 2015A DS
- 4404 IMPR Refunding Series 2020A DS
- 4405 IMPR Refunding Series 2021A DS
- 4406 IMPR Refunding Series 2022A DS
- 4407 IMPR Refunding Series 2023A DS
- 4450 Commercial Paper Series H DS
- 4451 Commercial Paper Series H2 DS
- 4503 Contract Tax Ref Series 2014A DS
- 4504 Contract Tax Ref Series 2014B DS
- 4505 Contract Tax Ref Series 2015B DS
- 4506 Contract Tax Ref Series 2017A DS
- 4508 Contract Tax Ref Series 2019A DS

Leslie Wilks Garcia, M.Jur., CPA, CFE
First Assistant County Auditor



Glenn Holloway, CPA, CIA, CFE
Chief Assistant County Auditor – Audit Division

Sharon Brantley Smith, MBA, CIA, CFE
Chief Assistant County Auditor – Harris Health

**MICHAEL POST, CPA, CIA
HARRIS COUNTY AUDITOR**

September 19, 2024

Honorable Members of Commissioners Court
Harris County, Texas

Re: Submission of the Fiscal Year 2025 Final Statement of Estimated Available Resources

Court Members:

In accordance with the Texas Local Government Code (LGC) §111.063, the County Auditor has prepared a “Final Statement of Estimated Available Resources” to be used in developing the Fiscal Year (FY) 2025 Appropriations Budget for Harris County and the Harris County Flood Control District. This estimate of available resources is comprised of available beginning cash and cash equivalents, plus estimated revenues and transfers-in for the upcoming FY 2025. The “Final Statement of Estimated Available Resources” includes all information as required by Chapter 111 of the Local Government Code:

- ◆ Outstanding obligations of the County.
- ◆ Cash on hand to the credit of each fund.
- ◆ Funds received from all sources during the preceding fiscal year.
- ◆ Funds and revenues estimated to be received from all sources during the preceding fiscal year.
- ◆ Funds and revenues estimated to be received during the ensuing fiscal year.

In order to prepare a forecast that is reasonably accurate, involvement and input from County departments and information received from other sources such as the Harris County Appraisal District (HCAD) are vital components of the revenue estimation process.

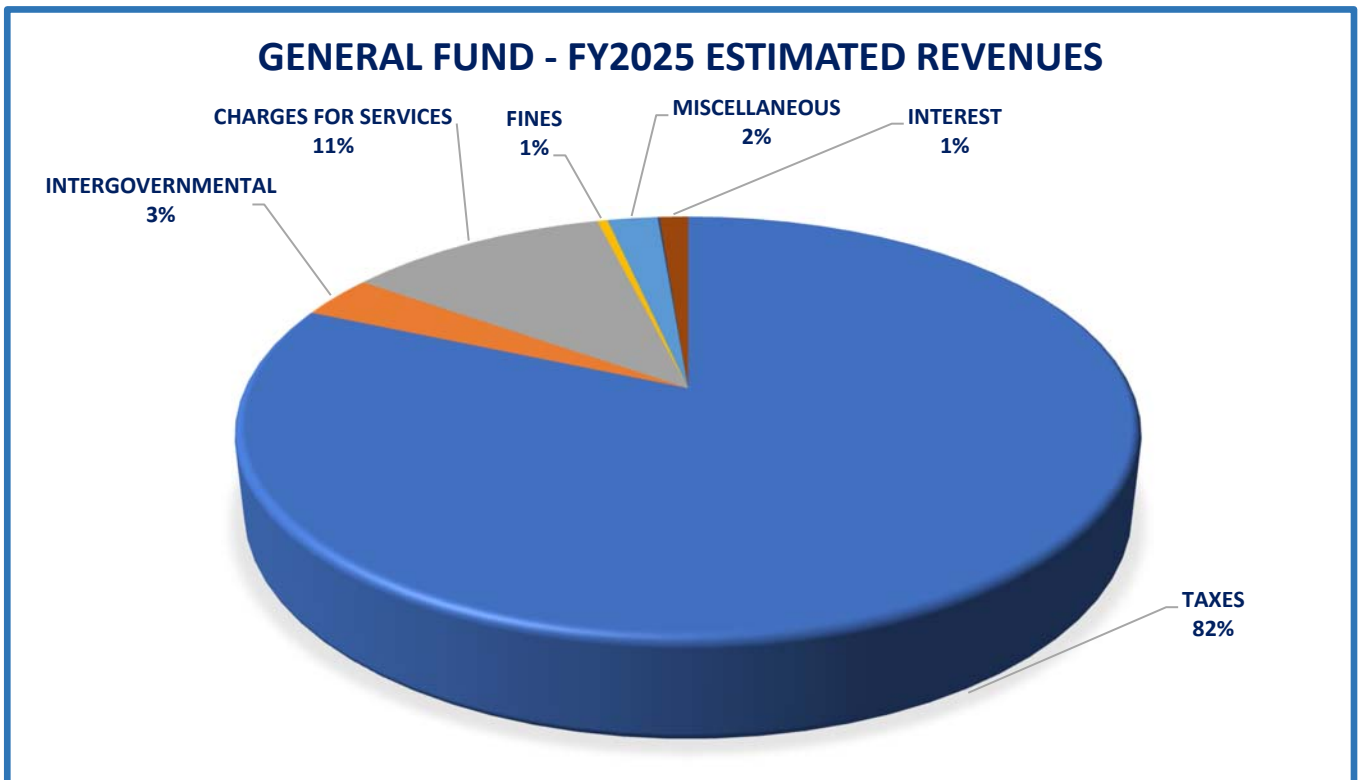
The County Auditor’s Revenue Accounting Department performed an initial analysis of all revenues, which included an examination of the statutory requirements and an analysis of trends and assumptions relative to the County’s revenues, and proposed revenue projections for the remainder of FY 2024 and FY 2025. Each department was provided access to review and analyze their projections via WebFocus (a web-based information retrieval tool) along with instructions and other pertinent information. Some departments responded with modified projections, while others were in agreement with the County Auditor’s Revenue Accounting Department’s estimates. In addition, County departments were contacted for further information or clarification, if it was deemed necessary. The County Auditor’s Revenue Accounting

Department performed a final review of all revenues, and a determination was made as to the reasonableness of the estimates.

CASH AND REVENUE PROJECTIONS

Harris County General Fund

The Pie Chart below represents the final FY 2025 estimate of revenues, by primary category, for the General Fund. As evidenced below, Ad Valorem Taxes are estimated to be 82% of revenues. The next largest category, Charges For Services, which consists of various fees charged by County departments and judicial fees, is projected to be 11% of revenues.

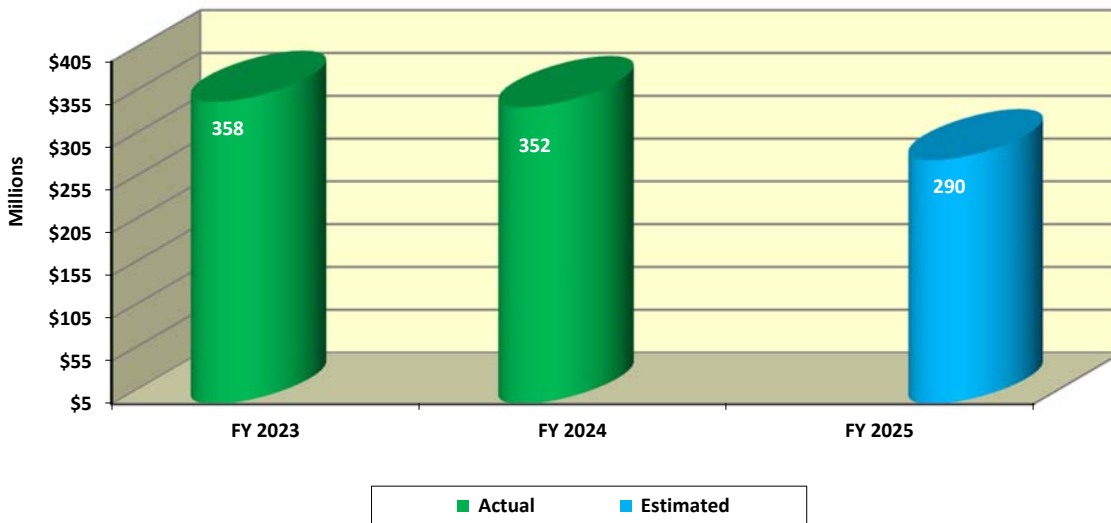


The schedule below provides a comparative analysis of the FY 2024 adopted estimate of available resources with the FY 2025 final estimates for the County's General Fund.

	FY 2024 Adopted Estimate of Resources	FY 2024 Adjusted Estimate of Resources	FY 2024 Estimated Actuals	FY 2025 Estimate of Resources
AVAILABLE BEGINNING CASH	\$ 351,635,668	\$ 351,635,668	\$ 332,986,557	\$ 289,661,547
TAXES	1,918,858,041	1,918,858,041	1,896,572,786	2,134,090,374
INTERGOVERNMENTAL	81,342,172	96,446,903	102,289,828	85,392,690
CHARGES FOR SERVICES	288,103,955	288,142,216	279,637,739	295,726,983
FINES	15,135,500	15,135,500	10,717,107	11,476,000
MISCELLANEOUS	54,398,726	66,787,443	80,918,956	56,502,476
CHARGES TO DEPARTMENTS	-	281,765	320,468	-
LEASE/USER FEES REVENUE	1,044,019	1,043,619	2,180,802	1,843,861
INTEREST	29,186,350	29,186,350	31,884,034	32,375,200
GAIN ON SALE	-	-	-	-
OPERATING TRANSFERS IN	-	1,015,506	4,500,891	-
TOTAL REVENUES & TRANSFERS - IN	\$ 2,388,068,763	\$ 2,416,897,343	\$ 2,409,022,611	\$ 2,617,407,584
TOTAL AVAILABLE RESOURCES	\$ 2,739,704,431	\$ 2,768,533,011	\$ 2,742,009,168	\$ 2,907,069,131

Over the last two fiscal years, beginning cash has slightly decreased, as illustrated below. FY 2025 beginning cash is projected to be lower than the previous two fiscal years.

**General Fund Adopted Beginning Cash Balance
 FY 2023 - FY 2025**



Conclusion

I want to express my sincere appreciation to the County departments for their invaluable assistance in providing information for the "Final Statement of Estimated Available Resources." I also want to thank Jolanda Smith, the County Auditor's Revenue Accounting Director, and her staff for their dedication and tireless efforts in preparing this document.

Questions concerning the data contained within this report may be addressed to the County Auditor's Office.

Sincerely,

A handwritten signature in blue ink that reads "Michael Post". The signature is written in a cursive style with a long horizontal stroke at the end.

Michael Post, CPA
County Auditor

HARRIS COUNTY GENERAL FUND

GENERAL FUND - 1000

This fund is used to account for all revenues and expenditures, not accounted for in other funds, relating to general operations of Harris County.

HURRICANE HARVEY RECOVERY -1010

This fund is used to assist with capital projects and operating costs related to Hurricane Harvey.

INTEGRATED JUSTICE INFO SYSTEM -1015 (NEW)

This fund was established by Commissioners Court to support the work of the Integrated Justice Information System (IJIS) team. No budget may be moved out of this fund without the Integrated Justice Technology Board's and Commissioners Court's approval.

PUBLIC IMPROVEMENT CONTINGENCY FUND - 1020

This fund is used to provide funding to assist with capital projects and unforeseen catastrophic events on a pay-as-you-go basis and to be a stabilizing component for the County's total combined tax rate.

COVID RESPONSE & RECOVERY FUND - 1030

This fund is used to track operating costs related to the Coronavirus Disease of 2019 (COVID-19). These funds were freed up by changes in the Coronavirus Aid, Relief, and Economic Security (CARES) Act of 2020.

FACILITY FUND – 1035 (NEW)

This fund was established by Commissioners Court to manage facility maintenance and operation expenses, as well as financial management of County real estate sales and purchases.

FLEX FUND – 1040

This fund is used to support projects aligned with the American Rescue Plan Act (ARPA) priority outcomes and approved via the ARPA governance processes.

ENERGY EFFICIENCY FUND – 1045

This fund is used to serve as a continuous source of funding for implementation of energy efficiency projects within Harris County's facilities portfolio.

MOBILITY FUND - 1070

This fund is used to account for the transfers of mobility funds from the Harris County Toll Road Authority to the County. Each Commissioner's precinct receives allocated funds.

HARRIS COUNTY GENERAL FUND

INFRASTRUCTURE FUND - 1080

This fund is used to account for the transfer of surplus revenue from the Harris County Toll Road Authority. It will be used to repay existing road debt; to support road and bridge construction, operations and maintenance cost; and to fund the road and bridge component of flood control projects.

HARRIS COUNTY, TEXAS

FY 2025 FINAL ESTIMATE OF AVAILABLE RESOURCES

1000 - GENERAL FUND

	Prior Year	Current Year		Next Year
	FY 2023 Actuals	FY 2024 Adjusted Estimate of Resources	FY 2024 Estimated Actuals	FY 2025 Estimate of Resources
Available Beginning Cash & Investments	357,886,093	351,635,668	332,986,557	289,661,547
REVENUES & TRANSFERS-IN				
<u>TAXES</u>				
CURRENT TAXES				
400200 - CURRENT TAXES CYL	1,723,906,172	1,931,335,254	1,929,884,775	2,174,593,679
400213 - ALLOWANCE FOR REFUNDS CUR TAX	-22,460,771	-30,000,000	-29,146,103	-30,389,836
400400 - INTEREST AND PENALTY CURRENT	6,208,910	6,919,987	5,666,596	6,946,248
400413 - INT AND PEN CURR ALLOW REFUNDS	-292,576	-302,749	-181,224	-217,070
CURRENT TAXES	1,707,361,735	1,907,952,492	1,906,224,044	2,150,933,021
DELINQUENT TAXES				
402100 - INTEREST PENALTY DELINQUENT	6,101,945	7,000,000	6,282,727	6,596,520
402113 - INT AND PEN DELINQ ALLOW REFDS	-571,549	-1,000,000	-591,970	-636,997
402200 - DELINQUENT TAXES	31,769,228	22,000,000	12,416,593	12,376,772
402213 - DELINQUENT ALLOW FOR REFUNDS	-40,948,771	-22,000,000	-33,127,466	-40,458,942
402300 - 10 PERCENT RENDITION PENALTY	1,411,211	1,410,346	1,500,000	1,600,000
402900 - PRIOR PERIOD TAXES	3,630,164	1,044,503	868,858	1,000,000
DELINQUENT TAXES	1,392,228	8,454,849	-12,651,258	-19,522,647
OCCUPATION TAXES				
403100 - OCCUPATION TAXES	2,419,410	2,450,700	3,000,000	2,680,000
OCCUPATION TAXES	2,419,410	2,450,700	3,000,000	2,680,000
TAXES TOTAL:	1,711,173,373	1,918,858,041	1,896,572,786	2,134,090,374
<u>INTERGOVERNMENTAL</u>				
INTERGOV REVENUE - FEDERAL				
410300 - FEDERAL LAND ENTITLEMENT	78,064	74,900	79,000	80,000
410400 - FEDERAL INMATES	77,216	90,000	80,000	85,000
410700 - FEDERAL MISC	3,943,261	0	36,258	0
410705 - FEDERAL SCAAP JAIL REIMB	0	13,669,800	13,669,800	0
INTERGOV REVENUE - FEDERAL	4,098,541	13,834,700	13,865,058	165,000

HARRIS COUNTY, TEXAS

FY 2025 FINAL ESTIMATE OF AVAILABLE RESOURCES

1000 - GENERAL FUND

	Prior Year	Current Year		Next Year
	FY 2023 Actuals	FY 2024 Adjusted Estimate of Resources	FY 2024 Estimated Actuals	FY 2025 Estimate of Resources
INTERGOV REVENUE - STATE				
411100 - STATE GRANTS	300,000	0	0	0
411200 - STATE LONGEVITY DA PAY	661,369	650,000	685,000	690,000
411202 - STATE LATERAL ROAD	163,665	163,665	161,423	163,665
411203 - STATE PROP DA SALARIES	86,425	136,023	86,425	86,425
411204 - STATE MIXED BEVERAGE TAX	31,388,720	32,000,000	32,000,000	32,500,000
411207 - STATE JURY	879,886	3,400,684	3,000,000	3,400,000
411209 - STATE HAZARDOUS WASTE	616,665	700,000	625,000	675,000
411210 - STATE COURT AT LAW SUPPL	2,100,000	1,680,000	1,680,000	1,680,000
411211 - STATE OAG TITLE IV D	948,800	886,500	900,000	800,000
411213 - STATE INDIGENT DEFENSE	4,730,929	3,800,000	3,750,000	3,800,000
411214 - STATE COUNTY ATTORNEY SALARIES	70,000	70,000	70,000	77,000
411215 - GROSS WEIGHT AND AXLE FEES	1,091,666	1,100,000	1,162,347	1,200,000
411216 - STATE MISC	3,033,321	369,200	393,609	194,200
411217 - DRO OAG CHILD SUPPORT	0	2,400,000	2,000,000	2,400,000
411300 - INDIRECT COSTS	2,900,427	1,994,931	2,330,692	555,000
411400 - STATE OPIOID SETTLEMENT	5,684,278	0	914,000	0
INTERGOV REVENUE - STATE	54,656,151	49,351,003	49,758,496	48,221,290
INTERGOV REVENUE - CITY/OTHER				
412100 - CITY AND OTHER MISC	14,300,000	0	3,297,667	0
412125 - JOINT PROCESSING-CITY	0	14,000,000	12,833,334	14,000,000
412200 - ISD INTERLOCAL	9,345,064	9,661,200	12,059,040	12,906,400
412500 - 911 PSAP REIMB	8,310,663	7,500,000	7,786,040	7,800,000
412700 - HCHD TOBACCO SETTLEMENT	2,087,907	2,100,000	2,317,713	2,300,000
INTERGOV REVENUE - CITY/OTHER	34,043,634	33,261,200	38,293,794	37,006,400
INTERGOVERNMENTAL TOTAL:	92,798,326	96,446,903	101,917,348	85,392,690
CHARGES FOR SERVICES				
FEES-OTHER				
421000 - FEES ID PHOTO	386,741	385,000	380,000	385,000
421001 - FEES RESIDENT R AND B	75	0	0	0
421002 - FEE HORSE TRACK ADMISSION	35,744	35,000	35,000	36,000

HARRIS COUNTY, TEXAS

FY 2025 FINAL ESTIMATE OF AVAILABLE RESOURCES

1000 - GENERAL FUND

	Prior Year	Current Year		Next Year
	FY 2023 Actuals	FY 2024 Adjusted Estimate of Resources	FY 2024 Estimated Actuals	FY 2025 Estimate of Resources
421004 - FEES MEDICAL CLINIC FOR CAC	18	0	0	0
421005 - FEES CHILD SUPPORT II	51	0	49	0
421006 - FEES REDEPOSIT	230,312	246,718	284,015	256,060
421007 - FEES URINALYSIS	631	1,000	750	1,000
421008 - FEES SUBPOENA	11,177	0	7,764	6,500
421009 - FEES ELECTRONIC MONITOR	23,414	19,000	10,000	15,000
421012 - FEES PRETRIAL RELEASE	265,427	262,000	216,000	230,000
421013 - FEES CSCD FISCAL	235,965	250,000	250,000	255,000
421014 - FEES TRIAL	11	0	3	0
421015 - FEES IGNITION INTERLOCK	1,270	2,500	1,000	1,500
421016 - PRIOR PERIOD CHARGES FOR SVCS	0	0	21,124	0
421018 - SUPERVISION FEES	7,805	8,050	8,000	8,500
421021 - FEES FIRE CODE PERMIT	16,034	16,000	25,000	26,000
421022 - FEES TREAS SERVICES	1,800	2,400	2,400	2,400
421023 - POSTAGE	103,630	100,115	100,552	105,225
421026 - ANIMAL IMPOUNDING ESTRAY	39,828	5,000	40,000	45,000
421028 - FEES WRECKER ID	21,831	25,000	21,000	24,000
421029 - FEES AUCTIONS	714,645	675,000	625,000	650,000
421030 - FEES LIQUOR APPLICATION	16,566	20,000	17,000	20,000
421031 - FEES BAILBOND LICENSE	-7	0	0	0
421032 - FEES WRECKER PERMITS	508,172	510,000	520,000	525,000
421033 - FEES SIGN PERMITS	371,240	345,000	300,000	345,000
421034 - FEES CULVERT PERMITS	2,064,750	2,150,000	2,050,000	2,100,000
421035 - FEES BLDG PERMITS	7,249,791	7,100,000	6,818,720	8,100,000
421036 - FEES ROAD USE PERMITS	382,776	340,000	375,000	390,000
421037 - FEES ONSIGHT SEWAGE FAC	248,365	250,000	240,000	250,000
421038 - FEES JIMS FEES	138,354	125,000	120,000	130,000
421040 - FEES VIDEO	4,887	5,950	2,315	3,100
421041 - FEES USER PARKS COMM CNTRS	83,030	28,200	40,145	0
421042 - FEES CERTIFIED COPY	6,368	4,000	5,144	5,000
421043 - FEES PLAT RECORDATION REVIEW	342,000	295,000	350,000	360,000
421044 - FEES STORMWATER QUALITY PERMIT	554,450	560,000	525,000	560,000
421048 - FEES AUTO SALVAGE JUNK YARDS	2,500	1,500	1,500	1,500
421050 - RECYCLING LICENSE FEE	15,000	15,500	16,000	16,500

HARRIS COUNTY, TEXAS

FY 2025 FINAL ESTIMATE OF AVAILABLE RESOURCES

1000 - GENERAL FUND

	Prior Year	Current Year		Next Year
	FY 2023 Actuals	FY 2024 Adjusted Estimate of Resources	FY 2024 Estimated Actuals	FY 2025 Estimate of Resources
421051 - PASSPORT EXECUTION FEE	929,018	940,000	840,000	890,000
421052 - CREDIT CARD PROCESSING	256,100	265,034	251,000	272,000
421053 - COA HOT DELINQ 20 PERCENT FEE	75,652	95,000	115,000	120,000
421060 - FEES PATROL SVCS	87,914,629	102,106,080	92,890,927	100,663,030
421062 - CELLULAR TOWER APPLICATION FEE	700	750	500	750
421090 - FEES ALARM SYSTEM	1,694,119	1,650,000	1,600,000	1,700,000
421091 - ALARM PERMIT ISSUANCE FEES	295,435	320,000	275,000	300,000
421092 - ALARM PERMIT RENEWAL FEES	325,708	350,000	325,000	350,000
421095 - FEES SOB PERMIT FEES	13,625	12,500	10,000	14,000
421096 - SOB PERMITS CLASS II	113,350	105,000	100,450	110,000
421098 - RENEWAL GAME ROOM PERMIT FEES	2,000	0	2,000	2,000
421200 - FEES FIRE MARSHAL REPORTS	33	0	0	0
421201 - HAZARDOUS MATERIAL SERVICES	418,930	300,000	323,475	325,000
421203 - FEES FIRE MARSHAL INSPECTIONS	340,162	325,000	350,810	355,000
421205 - FIRE MARSHAL INSPECT COMPLAINT	31,720	0	0	0
421206 - FMO REGULATORY INSP	390	1,430	780	1,170
421207 - FMO LICENSED FACILITIES INSP	160	500	250	500
421211 - FMO TRAINING	0	0	88,678	0
421400 - FEES EFILING FEE	20	0	44	0
421401 - EFSC ELEC FILING SYS CNTY	12,268	15,000	10,000	15,000
421402 - FEES SUPPORT COURT RELATED JUD	20	0	5	0
421403 - FEE SUPPORT CRT REL JUD 08	3,412	4,890	2,055	2,195
421404 - FEE EXPUNGEMENT APPLICATION	90	0	0	0
421405 - APE EX PARTE APL EXPUNCTION FE	630	0	100	0
421406 - UNRESTRICTED DEV COMM SUBDIVIS	211,092	210,000	210,000	215,000
421500 - FEES INSTITUTE FORENSIC SCI	124,605	165,000	100,000	120,000
421501 - CREMATION WAIVER FEES IFS	57,780	60,000	63,000	65,000
421502 - FEES TESTIMONY EXPERT WITNESS	0	0	11	0
421900 - FEES MISCELLANEOUS	9,248	0	1,468	0
FEES-OTHER	106,915,547	120,709,117	110,969,034	120,373,930
FEES OF OFFICE				
425000 - 100-CJ HARRIS COUNTY JUDGE	67,128	65,000	68,000	70,000
425000 - 213-FM FIRE MARSHAL	20	0	20	0

HARRIS COUNTY, TEXAS

FY 2025 FINAL ESTIMATE OF AVAILABLE RESOURCES

1000 - GENERAL FUND

	Prior Year	Current Year		Next Year
	FY 2023 Actuals	FY 2024 Adjusted Estimate of Resources	FY 2024 Estimated Actuals	FY 2025 Estimate of Resources
425000 - 286-DRO DOMESTIC RELATIONS	2,315	4,000	3,300	3,500
425000 - 301-CNP1 CONSTABLE PRECINCT 1	3,732,886	3,000,000	3,500,000	3,800,000
425000 - 302-CNP2 CONSTABLE PRECINCT 2	951,064	800,000	915,000	1,020,000
425000 - 303-CNP3 CONSTABLE PRECINCT 3	1,762,786	1,500,000	1,700,000	1,900,000
425000 - 304-CNP4 CONSTABLE PRECINCT 4	2,335,678	2,100,000	2,600,000	2,900,000
425000 - 305-CNP5 CONSTABLE PRECINCT 5	2,605,061	2,200,000	2,700,000	3,000,000
425000 - 306-CNP6 CONSTABLE PRECINCT 6	495,592	410,000	481,000	536,408
425000 - 307-CNP7 CONSTABLE PRECINCT 7	1,506,570	1,250,000	1,500,000	1,700,000
425000 - 308-CNP8 CONSTABLE PRECINCT 8	735,561	650,000	750,000	900,000
425000 - 311-JP JUSTICE OF THE PEACE 1-1	134,545	125,000	135,000	140,000
425000 - 312-JP JUSTICE OF THE PEACE 1-2	186,072	200,000	130,000	135,000
425000 - 321-JP JUSTICE OF THE PEACE 2-1	292,316	225,000	292,000	300,000
425000 - 322-JP JUSTICE OF THE PEACE 2-2	65,061	41,000	100,000	105,000
425000 - 331-JP JUSTICE OF THE PEACE 3-1	320,682	300,000	365,000	370,000
425000 - 332-JP JUSTICE OF THE PEACE 3-2	58,331	65,000	65,000	70,000
425000 - 341-JP JUSTICE OF THE PEACE 4-1	1,336,089	1,500,000	1,300,000	1,400,000
425000 - 342-JP JUSTICE OF THE PEACE 4-2	287,194	300,000	290,000	300,000
425000 - 351-JP JUSTICE OF THE PEACE 5-1	736,937	725,000	675,000	700,000
425000 - 352-JP JUSTICE OF THE PEACE 5-2	998,442	700,000	1,000,000	1,100,000
425000 - 361-JP JUSTICE OF THE PEACE 6-1	45,507	40,000	30,000	40,000
425000 - 362-JP JUSTICE OF THE PEACE 6-2	12,586	7,500	30,000	35,000
425000 - 371-JP JUSTICE OF THE PEACE 7-1	91,182	85,000	90,000	95,000
425000 - 372-JP JUSTICE OF THE PEACE 7-2	89,646	85,000	75,000	80,000
425000 - 381-JP JUSTICE OF THE PEACE 8-1	186,562	200,000	160,000	165,000
425000 - 382-JP JUSTICE OF THE PEACE 8-2	145,223	110,000	165,000	170,000
425000 - 510-CAO COUNTY ATTORNEY'S OFFICE	0	0	205	0
425000 - 515-CCK HARRIS COUNTY CLERKS OFF	15,050,069	16,000,000	15,000,000	16,000,000
425000 - 540-SO SHERIFF	674,172	625,000	612,000	655,000
425000 - 545-DA DISTRICT ATTORNEY'S OFFICE	36,204	36,000	25,250	30,300
425000 - 550-DCO DISTRICT CLERK OFFICE	2,733,091	3,032,000	2,331,502	2,437,000
425000 - 601-CSC CSCD	100,413	80,000	85,000	90,000
425000 - 605-PTL PRE-TRIAL SERVICES OFFICE	347	0	27	0
425001 - ATTACHMENT	2,000	3,250	4,000	4,375
425002 - BACKGROUND SEARCH FEE	6,125	7,000	9,000	9,500

HARRIS COUNTY, TEXAS

FY 2025 FINAL ESTIMATE OF AVAILABLE RESOURCES

1000 - GENERAL FUND

	Prior Year	Current Year		Next Year
	FY 2023 Actuals	FY 2024 Adjusted Estimate of Resources	FY 2024 Estimated Actuals	FY 2025 Estimate of Resources
425003 - CAPIAS	125	0	250	0
425004 - CITATION	135,566	154,000	140,850	153,000
425005 - CONSTABLE SALE POSTING	5,420	2,500	5,181	5,600
425006 - DEED OR BILL OF SALE	900	0	100	0
425007 - DEPOSITION SUBPOENA	450	225	675	825
425008 - FORCIBLE EVICTION	975	1,650	750	1,125
425009 - GARNISHMENT	11,700	13,100	14,900	17,000
425010 - HABEAS CORPUS	1,525	2,100	2,200	2,800
425011 - INJUNCTION	800	400	1,200	1,200
425012 - OTHER	1,896	3,446	9,906	0
425013 - PHOTOS	50,940	75,000	35,000	40,000
425014 - POSTING OF CITATION	150	0	0	0
425015 - PRECEPT	2,175	7,350	4,125	4,900
425016 - PROTECTIVE ORDER	300	150	300	300
425017 - POSSESSION	5,000	5,000	5,000	6,500
425018 - PUBLICATION	900	900	900	900
425021 - RESTRAINING ORDER	375	0	0	0
425022 - SEQUESTRATION	21,750	23,550	28,050	30,300
425023 - SHOW CAUSE	1,950	4,425	3,150	3,775
425024 - SMALL CLAIMS	20,850	20,400	16,500	19,275
425025 - SUBPOENA	6,900	7,050	9,675	10,725
425026 - TEMPORARY RESTRAINING ORDER	2,400	3,000	3,800	4,700
425027 - TRUSTEE SALE	875	1,200	1,150	1,200
425028 - SERVICE BY MAIL	75	0	30	0
425029 - SPECIAL EXPENSE	0	0	600	0
425030 - TRAFFIC COST	181,931	189,500	175,450	187,200
425031 - TRANSACTION FEE	6,115	7,000	5,500	6,000
425032 - DPS FTA FEE	1,146	1,960	880	1,290
425033 - EXPEDITED SERVICES	6,300	4,725	5,025	5,775
425034 - 5 PERCENT ADMIN FEE BONDS	64,976	60,000	60,000	65,000
425035 - GUARDIANSHIP APPLICATION	750	750	450	750
425036 - TURNOVER ORDER WITH LEVY	2,025	675	4,500	4,500
425037 - MENTAL HEALTH TRANSPORT	53,417	55,000	51,460	55,000
425038 - MISC LETTERS PER PAGE	60	0	250	0

HARRIS COUNTY, TEXAS

FY 2025 FINAL ESTIMATE OF AVAILABLE RESOURCES

1000 - GENERAL FUND

	Prior Year	Current Year		Next Year
	FY 2023 Actuals	FY 2024 Adjusted Estimate of Resources	FY 2024 Estimated Actuals	FY 2025 Estimate of Resources
425042 - PJ WRIT OF POSSESSION	125	0	0	0
425043 - SCIRE FACIAS	1,275	1,800	1,500	1,725
425046 - OUT OF STATE AFFIDAVIT OF SRVC	75	0	50	0
425047 - COMMITMENT FEE	125	0	0	0
425125 - AG VARIOUS CHECKS	192,772	219,000	252,000	263,000
425141 - EXECUTION AND ORDER OF SALE	94,650	98,500	88,500	99,200
425142 - EXECUTION	190,325	197,800	234,300	247,700
425160 - NOTICE	7,575	7,875	9,975	10,875
425161 - NOTICE OF APP FOR PROT ORDER	450	0	750	0
425170 - SUMMONS AND COMPLAINT	28,275	26,700	25,650	28,725
425171 - SUMMONS	19,950	18,000	19,500	21,375
425180 - TAX SUIT FOREIGN	176,832	200,000	186,000	197,800
425181 - TAX SUIT LOCAL	762	0	900	0
425182 - TAX SALE	4,000	900	3,600	4,050
425184 - TAX RESALE	2,925	1,800	450	675
425200 - WRIT OTHER	125	0	250	0
425201 - WRITS ADDITIONAL FEES	1,197	0	1,560	0
425202 - WRIT OF REENTRY	223	0	0	0
425300 - OTHER COMMISSIONS	238,129	240,776	265,000	251,300
425350 - PRIOR PERIOD FEES OF OFFICE	-83	0	0	0
FEES OF OFFICE	39,333,881	38,128,957	38,864,096	42,017,148
FEES TAX COLLECTOR				
425400 - MVST FEES	57,012,563	58,000,000	59,883,177	60,360,000
425410 - FEES CHILD SAFETY FEE	2,116,122	1,905,000	2,027,150	2,126,000
425420 - AUTOMOBILE COMMISSIONS	14,503,491	14,912,166	13,674,250	14,303,800
425421 - PROPERTY TAX COMMISSIONS	14,165,635	13,937,379	15,500,000	15,400,000
425422 - TAX ASSESSOR FEES TROY BLANDO	128,865	124,594	123,000	130,000
425430 - TAX COLLECTOR BEER AND WINE	49,479	50,221	62,000	59,000
425440 - FEES AUTO REGISTRATION	38,029,824	39,000,000	37,485,000	39,491,000
FEES TAX COLLECTOR	126,005,979	127,929,360	128,754,577	131,869,800
JUDICIAL FEES				
427004 - TRUANCY PREVENTION AND DIVER	5,237	2,111	3,205	2,140

HARRIS COUNTY, TEXAS

FY 2025 FINAL ESTIMATE OF AVAILABLE RESOURCES

1000 - GENERAL FUND

	Prior Year	Current Year		Next Year
	FY 2023 Actuals	FY 2024 Adjusted Estimate of Resources	FY 2024 Estimated Actuals	FY 2025 Estimate of Resources
427008 - FEES INDIGENT LEGAL SVCS	11,903	0	4,134	0
427009 - TIME PAYMENT FEE TPF 40 PER	12,511	13,415	7,290	5,370
427010 - TIME PAYMENT FEE TPF 10 PER	3,130	3,356	1,925	1,445
427011 - SOCIAL STUDIES PARENTING	199,281	182,000	200,000	205,000
427012 - FEES JURY	230,708	198,900	269,614	282,150
427016 - FEES DISPUTE RESOLUTION	730,752	675,000	635,425	665,000
427019 - FEES DOMESTIC RELATIONS OFFICE	204,269	205,000	200,000	205,000
427056 - LANGUAGE ACCESS FEE	0	0	2,919	0
JUDICIAL FEES	1,397,791	1,279,782	1,324,512	1,366,105
RECORDS MANAGEMENT				
427120 - VITAL STATISTICS REC PRES FD	103,033	95,000	98,000	100,000
RECORDS MANAGEMENT	103,033	95,000	98,000	100,000
CHARGES FOR SERVICES TOTAL:	273,756,231	288,142,216	280,010,219	295,726,983
<u>CHARGES TO DEPARTMENTS</u>				
LABOR REVENUE				
442300 - LABOR REVENUE	255,568	281,765	320,468	0
LABOR REVENUE	255,568	281,765	320,468	0
CHARGES TO DEPARTMENTS TOTAL:	255,568	281,765	320,468	0
<u>LEASE/USER FEES REVENUE</u>				
LEASE REVENUE				
450000 - 101-CMP1 COMMISSIONER PCT 1	2,538	2,039	5,000	5,000
450000 - 102-CMP2 COMMISSIONER PCT. 2	7,609	6,500	8,000	8,500
450000 - 208-CE COUNTY ENGINEER	8,971	6,600	9,979	10,600
450000 - 515-CCK HARRIS COUNTY CLERKS OFF	0	0	695	0
450000 - 540-SO SHERIFF	17,960	20,000	18,000	20,000
450000 - 615-PUR PURCHASING OFFICE	867	1,000	867	1,000
450001 - RENT 9111 EASTEX FWY ANNEX 60	186,680	186,680	186,680	186,680
450003 - RENT 1310 PRAIRIE ANNEX 44	4,200	4,200	4,200	4,200
450006 - RENT 1012 CONGRESS ANNEX 16	15,569	15,600	16,623	17,000
450009 - RENT 301 MAIN ANNEX 15	78,910	80,000	80,490	82,000

HARRIS COUNTY, TEXAS

FY 2025 FINAL ESTIMATE OF AVAILABLE RESOURCES

1000 - GENERAL FUND

	Prior Year	Current Year		Next Year
	FY 2023 Actuals	FY 2024 Adjusted Estimate of Resources	FY 2024 Estimated Actuals	FY 2025 Estimate of Resources
450010 - RENT 5518 JACKSON	60	60	100	125
450011 - RENT WASHBURN TUNNEL	6,977	3,240	3,334	3,500
450014 - MURWORTH PARKING	717,600	717,600	717,600	717,600
450015 - HC PARKING GARAGE	-680	0	0	0
450017 - 700 N SAN JACINTO PARKING LOT	300	100	100	0
450021 - RENT 1010 LAMAR	0	0	1,129,134	787,656
LEASE REVENUE	1,047,561	1,043,619	2,180,802	1,843,861
USER FEES				
458001 - PARKS DEPOSIT AND CLEAN UP	77,760	0	0	0
USER FEES	77,760	0	0	0
LEASE/USER FEES REVENUE TOTAL:	1,125,321	1,043,619	2,180,802	1,843,861
<u>FINES</u>				
FINES				
470001 - FINES CRIMINAL MISD	6,571,261	7,100,500	6,138,000	6,409,000
470020 - FINES OTHER	25,124	35,000	15,000	15,000
471001 - BOND FORFEITURES	8,514,104	8,000,000	4,564,107	5,052,000
472101 - TCCC TRUANT CONDUCT COURT COST	200	0	0	0
FINES	15,110,689	15,135,500	10,717,107	11,476,000
FINES TOTAL:	15,110,689	15,135,500	10,717,107	11,476,000
<u>MISCELLANEOUS</u>				
MISC. REVENUE REIMBURSEMENTS				
485001 - REIMB COURT COSTS ATTYS	30,337	0	8,330	0
485003 - EXTRADITION	3,381	0	533	0
485007 - REIMB CONSTABLES TOLL ROAD	20,297,850	21,000,000	20,260,000	21,165,000
485010 - REIMB CSCD ATTORNEY	3,518	5,000	3,000	5,000
485012 - REIMB UTILITIES	778,258	654,878	635,175	650,000
485013 - REIMB ELECTION COSTS	2,228	0	840	0
485014 - REIMB DAMAGE TO COUNTY PROP	692,420	193,444	1,029,953	225,000
485015 - REIMB COUNTY INSURANCE CLAIMS	483,344	30,028	30,028	0
485016 - REIMB PAYROLL	1,154,556	593,644	693,284	705,000

HARRIS COUNTY, TEXAS

FY 2025 FINAL ESTIMATE OF AVAILABLE RESOURCES

1000 - GENERAL FUND

	Prior Year	Current Year		Next Year
	FY 2023 Actuals	FY 2024 Adjusted Estimate of Resources	FY 2024 Estimated Actuals	FY 2025 Estimate of Resources
485017 - REIMB STAFF MEALS	0	0	4	0
485018 - REIMB CONFINEMENT FEE	25	0	16	0
485020 - REIMB SHERIFF MEALS	258,646	312,000	600,000	615,000
485021 - REIMB ATTORNEY FEES – CO DEPTS	498,022	382,000	467,572	393,000
485026 - INSURANCE RECOVERIES	60,192	39,000	67,189	42,000
485027 - REIMB OTHER	7,407,892	612,283	1,127,492	0
485028 - REIMB CAC FOUNDATION REIMB	3,685,459	3,526,000	3,500,000	3,600,000
485029 - REFUND OVERPAYMENTS	16,408	0	183	0
485030 - REIMB RESIDENT R AND B	383,279	355,000	250,000	250,000
485031 - REFUND SOCIAL SERVICE PYMTS	756,778	700,000	788,051	800,000
485032 - REFUND INSURANCE PREMIUMS	3,171	0	0	0
485033 - REFUND MOTOR FUEL TAX	6,636	7,581	6,606	7,275
485035 - REIMB IFS CRIME LAB	3,018	0	0	0
485038 - REIMB CPS SHARED FUNDING	2,356,872	2,279,746	2,244,054	2,354,176
485040 - REIMB FINANCIAL SERVICES	75,716	45,000	72,308	45,000
485041 - REIMB BILLINGS HOSPITAL DIST	3,639,780	4,815,000	3,700,000	5,000,000
485042 - REIMB SECURITY SERVICES	0	2,294,680	0	0
485098 - PRIOR PERIOD REIMBURSEMENTS	26,856	0	0	0
485099 - PRIOR PERIOD COUNTY MATCH	2,575	0	0	0
485200 - REIMB ADMIN CHARGES	1,704,621	1,700,000	1,715,246	1,700,000
485301 - CONTRACT ADMIN TOLL ROAD	188,491	165,000	225,000	230,000
485500 - REIMB IT SERVICES FOR FCD	0	3,600,000	2,496,260	3,174,000
485511 - REIMBURSE FROM SOCIAL SECURITY	0	0	0	470,000
MISC. REVENUE REIMBURSEMENTS	44,520,329	43,310,284	39,921,124	41,430,451
REIMBURSEMENTS - COUNTY ATTY				
485400 - REIMB CO ATTY	875,000	850,000	875,000	850,000
485401 - REIMB CO ATTY HOSPITAL DIST	4,013,234	3,700,000	3,700,000	3,700,000
485402 - REIMB CO ATTY TOLL ROAD	887,797	1,505,000	1,400,000	1,191,632
485403 - REIMB CO ATTY 911	18,000	18,000	18,000	18,000
485404 - REIMB CO ATTY HCAD ARB	221,033	235,000	220,000	235,000
REIMBURSEMENTS - COUNTY ATTY	6,015,064	6,308,000	6,213,000	5,994,632

MISC. REVENUE OTHER

HARRIS COUNTY, TEXAS

FY 2025 FINAL ESTIMATE OF AVAILABLE RESOURCES

1000 - GENERAL FUND

	Prior Year	Current Year		Next Year
	FY 2023 Actuals	FY 2024 Adjusted Estimate of Resources	FY 2024 Estimated Actuals	FY 2025 Estimate of Resources
488001 - OVERAGES SHORTAGES	1,383,021	0	937,600	987,153
488004 - MISC VENDING MACHINE	83,385	0	400,000	300,000
488006 - MISC RECOVER UNCLAIM PROPERTY	438,189	0	40,967	0
488007 - SALE OF SCRAP MATERIALS	0	0	12,101	0
488009 - MISC PYMTS IN LIEU OF TAXES	3,563,576	3,896,000	4,448,347	5,047,890
488011 - MISC JUDGEMENTS	1,011	0	0	0
488012 - MISC RESTITUTION	435,635	10,750	206,684	750
488013 - MISC CANCELLED CHECKS	537,878	200,000	169,938	200,000
488014 - MISC CONFISCATIONS	-200	0	0	0
488015 - PROGRAM INCOME (PI)	0	0	25	0
488016 - MISC RECYCLING	77,846	70,000	40,000	50,000
488017 - ADMINISTRATIVE REVENUE	267,027	9,444	68,061	600
488018 - MISC OTHER	4,669,084	917,325	755,692	0
488019 - PRIOR PERIOD MISCELLANEOUS	-176,821	0	144,789	0
488020 - SALE OF PROPERTY AND EQUIPMENT	924,835	580,163	916,686	0
488021 - OIL ROYALTIES	14,923	15,750	9,000	13,000
488022 - COPIES PUBLIC RECORDS	1,785,668	1,650,000	1,781,927	1,758,000
488028 - MISC FORFEITED JURY PAY CARDS	0	0	286,785	720,000
488100 - COUNTY LITIGATION SETTLEMENTS	0	9,819,727	24,566,230	0
488310 - HOT CHECK REVENUE CLEARING	-23,058	0	0	0
488311 - COUNTERFEIT CURRENCY CLEARING	-70	0	0	0
MISC. REVENUE OTHER	13,981,929	17,169,159	34,784,832	9,077,393
MISCELLANEOUS TOTAL:	64,517,322	66,787,443	80,918,956	56,502,476

NON OPERATING REVENUE

NON OPERATING INTEREST

493100 - INTEREST EARNINGS	9,471,114	7,503,200	13,400,100	13,875,200
493300 - INTEREST REVENUE INVESTMENT	16,899,353	20,000,000	15,750,000	16,000,000
493500 - INTEREST VEHICLE INVENTORY	1,364,085	1,683,150	2,733,934	2,500,000
NON OPERATING INTEREST	27,734,552	29,186,350	31,884,034	32,375,200
NON OPERATING REVENUE TOTAL:	27,734,552	29,186,350	31,884,034	32,375,200

TRANSFERS IN&OTHER FIN SOURCES

HARRIS COUNTY, TEXAS

FY 2025 FINAL ESTIMATE OF AVAILABLE RESOURCES

1000 - GENERAL FUND

	Prior Year	Current Year		Next Year
	FY 2023 Actuals	FY 2024 Adjusted Estimate of Resources	FY 2024 Estimated Actuals	FY 2025 Estimate of Resources
RESIDUAL EQUITY TRANSFER IN				
499002 - TRANSFER IN SALARIES	6,193,931	374,256	981,502	0
499003 - TRANSFER IN MATERLS AND SUPPLI	2,135,211	49,455	132,624	0
499004 - TRANSFER IN CAPITAL OUTLAY	151,291	0	0	0
499005 - TRANSFER IN SERVICES AND OTHER	4,817,452	548,857	1,880,045	0
499006 - TRANSFER IN TRANSPRTN AND TRAV	2	0	6,897	0
499007 - TRANSFER IN ADMINISTRATION	8,391,473	0	105,996	0
RESIDUAL EQUITY TRANSFER IN	21,689,360	972,568	3,107,064	0
TRANSFERS IN-OPERATING				
499008 - OPERATING TRANSFERS IN	23,831	0	0	0
499010 - TRANSFER IN GRANTS	157,255	0	1,350,889	0
499011 - TRANSFER IN DISCRETIONARY	0	42,938	42,938	0
499013 - TRNS IN CASH MATC SVCS AND OTH	38,260	0	0	0
TRANSFERS IN-OPERATING	219,346	42,938	1,393,827	0
TRANSFERS IN&OTHER FIN SOURCES TOTAL:	21,908,706	1,015,506	4,500,891	0
TOTAL REVENUES & TRANSFERS-IN	2,208,380,088	2,416,897,343	2,409,022,611	2,617,407,584
TOTAL AVAILABLE RESOURCES	2,566,266,181	2,768,533,011	2,742,009,168	2,907,069,131

HARRIS COUNTY, TEXAS

FY 2025 FINAL ESTIMATE OF AVAILABLE RESOURCES

1010 - HURRICANE HARVEY RECOVERY

	Prior Year	Current Year		Next Year
	FY 2023 Actuals	FY 2024 Adjusted Estimate of Resources	FY 2024 Estimated Actuals	FY 2025 Estimate of Resources
Available Beginning Cash & Investments	16,408	0	15,079	0
REVENUES & TRANSFERS-IN				
<u>NON OPERATING REVENUE</u>				
NON OPERATING INTEREST				
493100 - INTEREST EARNINGS	109	0	46	0
493300 - INTEREST REVENUE INVESTMENT	537	0	44	0
NON OPERATING INTEREST	646	0	90	0
NON OPERATING REVENUE TOTAL:	646	0	90	0
TOTAL REVENUES & TRANSFERS-IN	646	0	90	0
TOTAL AVAILABLE RESOURCES	17,054	0	15,169	0

HARRIS COUNTY, TEXAS

FY 2025 FINAL ESTIMATE OF AVAILABLE RESOURCES

1015 - INTEGRATED JUSTICE INFO SYSTEM

	Prior Year	Current Year		Next Year
	FY 2023 Actuals	FY 2024 Adjusted Estimate of Resources	FY 2024 Estimated Actuals	FY 2025 Estimate of Resources
Available Beginning Cash & Investments	0	0	0	340,468
REVENUES & TRANSFERS-IN				
<u>NON OPERATING REVENUE</u>				
NON OPERATING INTEREST				
493100 - INTEREST EARNINGS	0	0	3,850	8,000
493300 - INTEREST REVENUE INVESTMENT	0	0	8,600	8,000
NON OPERATING INTEREST	0	0	12,450	16,000
NON OPERATING REVENUE TOTAL:	0	0	12,450	16,000
<u>TRANSFERS IN&OTHER FIN SOURCES</u>				
TRANSFERS IN-OPERATING				
499008 - OPERATING TRANSFERS IN	0	397,000	397,000	0
TRANSFERS IN-OPERATING	0	397,000	397,000	0
TRANSFERS IN&OTHER FIN SOURCES TOTAL:	0	397,000	397,000	0
TOTAL REVENUES & TRANSFERS-IN	0	397,000	409,450	16,000
TOTAL AVAILABLE RESOURCES	0	397,000	409,450	356,468

HARRIS COUNTY, TEXAS

FY 2025 FINAL ESTIMATE OF AVAILABLE RESOURCES

1020 - PUBLIC IMP CONTINGENCY FUND

	Prior Year	Current Year		Next Year
	FY 2023 Actuals	FY 2024 Adjusted Estimate of Resources	FY 2024 Estimated Actuals	FY 2025 Estimate of Resources
Available Beginning Cash & Investments	162,964,674	190,448,288	195,519,980	217,471,669
REVENUES & TRANSFERS-IN				
<u>TAXES</u>				
DELINQUENT TAXES				
402100 - INTEREST PENALTY DELINQUENT	1,831	0	0	0
402113 - INT AND PEN DELINQ ALLOW REFDS	-1,831	0	0	0
402200 - DELINQUENT TAXES	120,569	0	0	0
402213 - DELINQUENT ALLOW FOR REFUNDS	-120,569	0	0	0
402300 - 10 PERCENT RENDITION PENALTY	382	0	0	0
DELINQUENT TAXES	382	0	0	0
TAXES TOTAL:	382	0	0	0
<u>MISCELLANEOUS</u>				
MISC. REVENUE REIMBURSEMENTS				
485015 - REIMB COUNTY INSURANCE CLAIMS	6,112,223	0	0	0
485027 - REIMB OTHER	0	0	5,015	0
MISC. REVENUE REIMBURSEMENTS	6,112,223	0	5,015	0
MISC. REVENUE OTHER				
488018 - MISC OTHER	688,232	0	65	0
MISC. REVENUE OTHER	688,232	0	65	0
MISCELLANEOUS TOTAL:	6,800,455	0	5,080	0
<u>NON OPERATING REVENUE</u>				
NON OPERATING INTEREST				
493100 - INTEREST EARNINGS	666,525	551,500	524,116	740,000
493300 - INTEREST REVENUE INVESTMENT	4,927,699	4,750,000	6,500,000	6,600,000
NON OPERATING INTEREST	5,594,224	5,301,500	7,024,116	7,340,000
NON OPERATING REVENUE TOTAL:	5,594,224	5,301,500	7,024,116	7,340,000
<u>TRANSFERS IN&OTHER FIN SOURCES</u>				

HARRIS COUNTY, TEXAS

FY 2025 FINAL ESTIMATE OF AVAILABLE RESOURCES

1020 - PUBLIC IMP CONTINGENCY FUND

	Prior Year	Current Year		Next Year
	FY 2023 Actuals	FY 2024 Adjusted Estimate of Resources	FY 2024 Estimated Actuals	FY 2025 Estimate of Resources
RESIDUAL EQUITY TRANSFER IN				
499001 - CAPITAL ASSET TRANSFER IN	83,502	0	0	0
499002 - TRANSFER IN SALARIES	303,819	0	0	0
499003 - TRANSFER IN MATERLS AND SUPPLI	2,347,764	0	179	0
499004 - TRANSFER IN CAPITAL OUTLAY	14,517	0	0	0
499005 - TRANSFER IN SERVICES AND OTHER	22,095,318	0	7,355,019	0
RESIDUAL EQUITY TRANSFER IN	24,844,920	0	7,355,198	0
TRANSFERS IN-OPERATING				
499008 - OPERATING TRANSFERS IN	5,312,867	0	15,169	0
TRANSFERS IN-OPERATING	5,312,867	0	15,169	0
TRANSFERS IN&OTHER FIN SOURCES TOTAL:	30,157,787	0	7,370,367	0
TOTAL REVENUES & TRANSFERS-IN	42,552,848	5,301,500	14,399,563	7,340,000
TOTAL AVAILABLE RESOURCES	205,517,522	195,749,788	209,919,543	224,811,669

HARRIS COUNTY, TEXAS

FY 2025 FINAL ESTIMATE OF AVAILABLE RESOURCES

1030 - COVID RESPONSE & RECOVERY

	Prior Year	Current Year		Next Year
	FY 2023 Actuals	FY 2024 Adjusted Estimate of Resources	FY 2024 Estimated Actuals	FY 2025 Estimate of Resources
Available Beginning Cash & Investments	7,530,029	185,047	194,874	200,976
REVENUES & TRANSFERS-IN				
<u>NON OPERATING REVENUE</u>				
NON OPERATING INTEREST				
493100 - INTEREST EARNINGS	4,168	4,500	2,255	5,000
493300 - INTEREST REVENUE INVESTMENT	30,414	30,000	4,500	5,000
NON OPERATING INTEREST	34,582	34,500	6,755	10,000
NON OPERATING REVENUE TOTAL:	34,582	34,500	6,755	10,000
TOTAL REVENUES & TRANSFERS-IN	34,582	34,500	6,755	10,000
TOTAL AVAILABLE RESOURCES	7,564,611	219,547	201,629	210,976

HARRIS COUNTY, TEXAS

FY 2025 FINAL ESTIMATE OF AVAILABLE RESOURCES

1035 - FACILITY FUND

	Prior Year	Current Year		Next Year
	FY 2023 Actuals	FY 2024 Adjusted Estimate of Resources	FY 2024 Estimated Actuals	FY 2025 Estimate of Resources
Available Beginning Cash & Investments	0	0	0	63,795,216
REVENUES & TRANSFERS-IN				
<u>TRANSFERS IN&OTHER FIN SOURCES</u>				
TRANSFERS IN-OPERATING				
499008 - OPERATING TRANSFERS IN	0	0	63,795,216	0
TRANSFERS IN-OPERATING	0	0	63,795,216	0
TRANSFERS IN&OTHER FIN SOURCES TOTAL:	0	0	63,795,216	0
TOTAL REVENUES & TRANSFERS-IN	0	0	63,795,216	0
TOTAL AVAILABLE RESOURCES	0	0	63,795,216	63,795,216

HARRIS COUNTY, TEXAS

FY 2025 FINAL ESTIMATE OF AVAILABLE RESOURCES

1040 - FLEX FUND

	Prior Year	Current Year		Next Year
	FY 2023 Actuals	FY 2024 Adjusted Estimate of Resources	FY 2024 Estimated Actuals	FY 2025 Estimate of Resources
Available Beginning Cash & Investments	12,383,334	66,799,508	67,325,289	81,489,421
REVENUES & TRANSFERS-IN				
<u>MISCELLANEOUS</u>				
MISC. REVENUE OTHER				
488018 - MISC OTHER	6,250	0	0	0
MISC. REVENUE OTHER	6,250	0	0	0
MISCELLANEOUS TOTAL:	6,250	0	0	0
<u>NON OPERATING REVENUE</u>				
NON OPERATING INTEREST				
493100 - INTEREST EARNINGS	211,956	125,000	631,673	1,150,000
493300 - INTEREST REVENUE INVESTMENT	1,118,794	450,000	1,400,000	1,150,000
NON OPERATING INTEREST	1,330,750	575,000	2,031,673	2,300,000
NON OPERATING REVENUE TOTAL:	1,330,750	575,000	2,031,673	2,300,000
<u>TRANSFERS IN&OTHER FIN SOURCES</u>				
RESIDUAL EQUITY TRANSFER IN				
499003 - TRANSFER IN MATERLS AND SUPPLI	0	0	5,058	0
RESIDUAL EQUITY TRANSFER IN	0	0	5,058	0
TRANSFERS IN-OPERATING				
499008 - OPERATING TRANSFERS IN	57,655,092	0	26,789,012	0
TRANSFERS IN-OPERATING	57,655,092	0	26,789,012	0
TRANSFERS IN&OTHER FIN SOURCES TOTAL:	57,655,092	0	26,794,070	0
TOTAL REVENUES & TRANSFERS-IN	58,992,092	575,000	28,825,743	2,300,000
TOTAL AVAILABLE RESOURCES	71,375,426	67,374,508	96,151,032	83,789,421

HARRIS COUNTY, TEXAS

FY 2025 FINAL ESTIMATE OF AVAILABLE RESOURCES

1045 - ENERGY EFFICIENCY FUND

	Prior Year	Current Year		Next Year
	FY 2023 Actuals	FY 2024 Adjusted Estimate of Resources	FY 2024 Estimated Actuals	FY 2025 Estimate of Resources
Available Beginning Cash & Investments	0	64,199	65,379	383,597
REVENUES & TRANSFERS-IN				
<u>NON OPERATING REVENUE</u>				
NON OPERATING INTEREST				
493100 - INTEREST EARNINGS	791	1,000	293	425
493300 - INTEREST REVENUE INVESTMENT	2,957	2,000	2,000	3,000
NON OPERATING INTEREST	3,748	3,000	2,293	3,425
NON OPERATING REVENUE TOTAL:	3,748	3,000	2,293	3,425
<u>TRANSFERS IN&OTHER FIN SOURCES</u>				
TRANSFERS IN-OPERATING				
499008 - OPERATING TRANSFERS IN	150,000	0	400,000	0
TRANSFERS IN-OPERATING	150,000	0	400,000	0
TRANSFERS IN&OTHER FIN SOURCES TOTAL:	150,000	0	400,000	0
TOTAL REVENUES & TRANSFERS-IN	153,748	3,000	402,293	3,425
TOTAL AVAILABLE RESOURCES	153,748	67,199	467,672	387,022

HARRIS COUNTY, TEXAS

FY 2025 FINAL ESTIMATE OF AVAILABLE RESOURCES

1070 - MOBILITY FUND

	Prior Year	Current Year		Next Year
	FY 2023 Actuals	FY 2024 Adjusted Estimate of Resources	FY 2024 Estimated Actuals	FY 2025 Estimate of Resources
Available Beginning Cash & Investments	393,540,114	432,885,474	427,304,671	410,715,120
REVENUES & TRANSFERS-IN				
<u>INTERGOVERNMENTAL</u>				
INTERGOV REVENUE - CITY/OTHER				
412100 - CITY AND OTHER MISC	0	0	675,055	0
INTERGOV REVENUE - CITY/OTHER	0	0	675,055	0
INTERGOVERNMENTAL TOTAL:	0	0	675,055	0
<u>CHARGES FOR SERVICES</u>				
FEES OF OFFICE				
425012 - OTHER	654,622	0	0	0
FEES OF OFFICE	654,622	0	0	0
CHARGES FOR SERVICES TOTAL:	654,622	0	0	0
<u>MISCELLANEOUS</u>				
MISC. REVENUE REIMBURSEMENTS				
485014 - REIMB DAMAGE TO COUNTY PROP	0	0	2,083	0
485026 - INSURANCE RECOVERIES	3,910	0	0	0
485027 - REIMB OTHER	792,136	1,051	174,954	0
485036 - REIMB LAND ACQ COSTS	49,344	0	0	0
MISC. REVENUE REIMBURSEMENTS	845,390	1,051	177,037	0
CONTRIBUTIONS OTHER				
486003 - CONTRIBUTIONS FEES SERVICES	0	0	300,000	0
CONTRIBUTIONS OTHER	0	0	300,000	0
MISC. REVENUE OTHER				
488018 - MISC OTHER	9,340,606	0	0	0
488019 - PRIOR PERIOD MISCELLANEOUS	-561,193	0	0	0
488020 - SALE OF PROPERTY AND EQUIPMENT	136,523	0	165,880	0
MISC. REVENUE OTHER	8,915,936	0	165,880	0
MISCELLANEOUS TOTAL:	9,761,326	1,051	642,917	0

HARRIS COUNTY, TEXAS

FY 2025 FINAL ESTIMATE OF AVAILABLE RESOURCES

1070 - MOBILITY FUND

	Prior Year	Current Year		Next Year
	FY 2023 Actuals	FY 2024 Adjusted Estimate of Resources	FY 2024 Estimated Actuals	FY 2025 Estimate of Resources
<u>NON OPERATING REVENUE</u>				
NON OPERATING INTEREST				
493100 - INTEREST EARNINGS	1,520,389	1,350,000	649,536	815,000
493300 - INTEREST REVENUE INVESTMENT	14,789,347	11,500,000	15,500,000	16,000,000
NON OPERATING INTEREST	16,309,736	12,850,000	16,149,536	16,815,000
NON OPERATING REVENUE TOTAL:	16,309,736	12,850,000	16,149,536	16,815,000
<u>TRANSFERS IN&OTHER FIN SOURCES</u>				
RESIDUAL EQUITY TRANSFER IN				
499003 - TRANSFER IN MATERLS AND SUPPLI	0	0	25,024	0
499004 - TRANSFER IN CAPITAL OUTLAY	422,960	0	31,704	0
499005 - TRANSFER IN SERVICES AND OTHER	58,430	0	13,640	0
RESIDUAL EQUITY TRANSFER IN	481,390	0	70,368	0
TRANSFERS IN-OPERATING				
499008 - OPERATING TRANSFERS IN	583,366	0	0	0
499009 - TRANSFER IN TOLL ROAD	214,300,000	287,700,000	287,700,000	287,700,000
TRANSFERS IN-OPERATING	214,883,366	287,700,000	287,700,000	287,700,000
TRANSFERS IN&OTHER FIN SOURCES TOTAL:	215,364,756	287,700,000	287,770,368	287,700,000
TOTAL REVENUES & TRANSFERS-IN	242,090,440	300,551,051	305,237,876	304,515,000
TOTAL AVAILABLE RESOURCES	635,630,554	733,436,525	732,542,547	715,230,120

HARRIS COUNTY, TEXAS

FY 2025 FINAL ESTIMATE OF AVAILABLE RESOURCES

1080 - INFRASTRUCTURE FUND

	Prior Year	Current Year		Next Year
	FY 2023 Actuals	FY 2024 Adjusted Estimate of Resources	FY 2024 Estimated Actuals	FY 2025 Estimate of Resources
Available Beginning Cash & Investments	175,482,166	304,320,258	297,382,891	178,985,639
REVENUES & TRANSFERS-IN				
<u>MISCELLANEOUS</u>				
MISC. REVENUE OTHER				
488018 - MISC OTHER	5,067,844	0	0	0
MISC. REVENUE OTHER	5,067,844	0	0	0
MISCELLANEOUS TOTAL:	5,067,844	0	0	0
<u>NON OPERATING REVENUE</u>				
NON OPERATING INTEREST				
493100 - INTEREST EARNINGS	524,905	410,000	387,716	525,000
493300 - INTEREST REVENUE INVESTMENT	5,250,802	3,200,000	9,500,000	9,750,000
NON OPERATING INTEREST	5,775,707	3,610,000	9,887,716	10,275,000
NON OPERATING REVENUE TOTAL:	5,775,707	3,610,000	9,887,716	10,275,000
<u>TRANSFERS IN&OTHER FIN SOURCES</u>				
TRANSFERS IN-OPERATING				
499009 - TRANSFER IN TOLL ROAD	155,000,000	0	0	0
TRANSFERS IN-OPERATING	155,000,000	0	0	0
TRANSFERS IN&OTHER FIN SOURCES TOTAL:	155,000,000	0	0	0
TOTAL REVENUES & TRANSFERS-IN	165,843,551	3,610,000	9,887,716	10,275,000
TOTAL AVAILABLE RESOURCES	341,325,717	307,930,258	307,270,607	189,260,639

HARRIS COUNTY SPECIAL REVENUE FUNDS

Special Revenue Funds are used to account for specific revenue sources, which are legally restricted to expenditures for specified purposes.

Forfeited Assets - Comm Court - 2091

This fund was established in accordance with Texas Code of Criminal Procedure Chapter 59.06(h) to account for the monies deposited by the Harris County District Attorney's Office. Funds received in this fund can be used for various nonprofit programs for the prevention of drug abuse, chemical dependency treatment facilities, drug and alcohol rehabilitation or prevention programs, as well as certain specified financial assistance.

Hotel Occupancy Tax Revenue - 2101

This fund was established in September 1987, per Texas Tax Code Chapter 352, to account for revenues primarily generated from a hotel occupancy tax and expenditures that serve the purpose of attracting visitors and promoting tourism.

Public Art Fund – 2102

This fund was established by Commissioners Court to allocate funds from the Hotel Occupancy Tax Revenue Fund to each Commissioner precinct for public art projects.

District Court Records Archive - 2106

This fund was established in accordance with Chapter 51 of the Texas Government Code that authorizes the Commissioners Court of a County to adopt a district court records archive fee for the filing of a suit, including an appeal from an inferior court, or a cross-action, counterclaim, intervention, contempt action, motion for a new trial, or third-party petition in a district court in the County as part of the County's annual budget. These funds may be expended only for preservation and restoration of the district court records archive and for records management and preservation purposes.

DSRIP Programs - 2116

This fund was established to account for revenue received from the Delivery System Reform Incentive Payment (DSRIP) Program (a component of the Texas 1115 Medicaid Waiver Program), which disburses payments to providers upon their achievement of goals that are intended to improve the quality and lower the cost of healthcare.

Charity Care Fund – 2117

This fund was established to account for revenue from the Public Health Provider – Charity Care Program (PHP-CCP) authorized under the Texas 1115 Medicaid Waiver Program. Payments received defray the cost of uncompensated costs of providing medical services to Medicaid eligible or uninsured individuals.

HARRIS COUNTY SPECIAL REVENUE FUNDS

Deed Restriction Enforcement - 2121

This fund was established in accordance with Chapter 202 and 203 of the Texas Property Code and provides for fees to administer the enforcement of deed restriction violations affecting real property subdivisions. These fees are used only for enforcement of the deed restriction violations, and any unused funds are to be refunded to the complainants.

Concession Fee – 2126

This fund was established in accordance with Texas Local Government Code Section 331.006 which stipulates that (a) the management of any park, historical museum, or historic or prehistoric site acquired under this chapter may sell or lease concessions or privileges for the establishment of amusements, stores, gasoline stations, and other concerns consistent with the operation of public park and the preservation of noteworthy features of a historic or prehistoric site or historical museum; and (b) the proceeds of sales and leases may be used only for the improvement and operation of the park, museum, or site.

Hay Center Youth Program - 2136

This fund was established to account for revenue received from the Federal Medical Assistance Percentages (FMAP) funds (a component of the Texas 1115 Medicaid Waiver Program), which disburses payments to providers upon their achievement of milestones and metrics related to youth who suffer from mental illness and are in the process of aging out of the foster care system.

Preparation for Adult Living (PAL) - 2141

This fund was established to account for revenue received from as reimbursement for youth participating in the PAL Life Skills Training program. These youth are a part of the Foster Care Redesign Program.

Child Support Enforcement Revenue - 2146

This fund was established to account for funds received in accordance with Chapter 231 of the Texas Family Code. Authorized fees include filing fees and fees for issuance and service of process, fees for transfer, fees for the issuance and delivery of orders and writs of income withholding, and the fee for services provided by sheriffs and constables.

Family Protection - 2151

This fund was established in accordance with Texas Government Code Section 51.961 (d) and (e) Family Protection Fee, which authorizes the Commissioners Court of the County to collect a family protection fee for each divorce case filed. This fund may be used by the Commissioners Court of the County only to fund a service provider located in that County or an adjacent County. A service provider may provide family violence and child abuse prevention, intervention, family strengthening, mental health counseling, legal, and marriage preservation services to families that are at risk of experiencing or that have experienced family violence or the abuse or neglect of a child.

HARRIS COUNTY SPECIAL REVENUE FUNDS

Probate Court Support - 2161

The authorization of this fund was updated in accordance with Sections 25.00211 - 25.00213 of the Texas Government Code. Money in this fund may be used only for court-related purposes for the support of the statutory probate courts in the county, including for the payment of the compensation of a statutory probate court associate judge in accordance with Section 54.605.

Probate Administrator – 2162 (NEW)

This fund was established in accordance with Texas Estates Code Chapter 455 and Section 25.00251 of the Texas Government Code for the appointment of a Probate Administrator.

Appellate Judicial System - 2166

This fund is authorized under the Texas Government Code Sections 22.2021, which provides for a court fee for each civil suit filed in county court, county court at law, probate court, or district court in the County to be used for expenditures by the courts of appeals for the court of appeals district's judicial system.

Courthouse Security Justice Court – 2181

This fund was established in accordance with the Texas Government Code 291.008 and Texas Code of Criminal Procedure 102.017, and requires a defendant convicted of a misdemeanor offense in a justice court to pay a security fee as a cost of court. Fees collected are to be used to provide security, services, and items for a justice court located in a building that is not the County courthouse.

County Clerk Records Management - 2186

This authorization for this fund was updated as a result of Texas Senate Bill 41, which created Local Government Code 135 to consolidate and standardize the collection of fees payable to a local government in civil cases. This fund is designated for civil fees collected for probate, guardianship, and mental health cases. Money allocated to records management and preservation may be used only to fund records management and preservation services, including automation, performed by the county clerk on approval by Commissioners Court of a budget provided by Chapter 111 of the Texas Local Government Code.

District Clerk Records Management - 2187

This authorization for this fund was updated as a result of Texas Senate Bill 41, which created Local Government Code 135 to consolidate and standardize the collection of fees payable to a local government in civil cases. Money allocated to records management and preservation may be used only to fund records management and preservation services, including automation, performed by the district clerk on approval by Commissioners Court of a budget provided by Chapter 111 of the Texas Local Government Code.

HARRIS COUNTY SPECIAL REVENUE FUNDS

General Administration Records Management - 2188

This fund is authorized under the Texas Local Government Code Chapter 118 to account for fees collected for records management and preservation services performed by the county as required by Chapter 203 of the Texas Local Government Code. This revenue may only be used for records management and preservation purposes in the county. No expenditure may be made from this fund without prior approval of the commissioner's court.

County Clerk Records Archive - 2190

This fund is authorized under the Texas Local Government Code Chapter 118 to account for fees collected for preservation and restoration services performed by the county clerk in connection with maintaining a clerk's records archive. The funds may only be used only for the preservation and restoration of the county clerk's records archive.

CTS Records Management - 2191

This fund is authorized under the Texas Local Government Code Chapter 118 to account for fees collected for preservation and restoration of county records. The funds may only be used for specific records management and preservation, including for automation purposes.

District Clerk Court Technology - 2192

This fund is authorized under the Texas Government Code Chapter 51 to account for fees collected for civil cases filed in the clerk of a county court, statutory county court, or district court. The revenue may only be used for court record preservation for the courts of the County – specifically to digitize court records and preserve the records from natural disasters.

County-Wide Records Management-Criminal - 2193

This fund is authorized under the Texas Government Code Chapter 51 to account for fees collected for records management and preservation, including automation, in various county offices. The revenue may only be used for specific records management and preservation, including for automation purposes, on approval by the commissioner's court of a budget as provided by Chapter 111 of the Texas Local Government Code.

County Clerk Records Management SB41 – 2194

This fund was established as a result of Texas Senate Bill 41, which created Local Government Code 135 to consolidate and standardize the collection of fees payable to a local government in civil cases. Money allocated to records management and preservation may be used only to fund records management and preservation services, including automation, performed by the county clerk on approval by Commissioners Court of a budget provided by Chapter 111 of the Texas Local Government Code.

HARRIS COUNTY SPECIAL REVENUE FUNDS

Donation Fund - 2201

This fund is used to account for outside cash donations accepted by Commissioners Court for designated purposes/programs including Senior Citizen Programs and DARE. Expenditures are made in accordance with designations.

Juror Donation Programs - 2202

This fund is authorized by Government Code Chapter 61.003, which mandates that the County Treasurer must deposit designated juror donations made to the County Child Welfare Board in a fund established by the County to be used by the child welfare board in a manner authorized by the Commissioners Court of the County.

Library Donation - 2203

This fund accounts for revenues from donations / contributions made to the Harris County Library. Many of these donations are from “Friends of the Library” groups that are active in raising funds for their respective library branches through book sales and other activities based on concession agreements approved by Commissioners Court. The funds are used for library related expenditures.

Court Facility Fee Fund – 2210

This fund was established as a result of Texas Senate Bill 41, which created Local Government Code 135 to consolidate and standardize the collection of fees payable to a local government in civil cases. Money allocated to this fund may be used only to fund the construction, renovation, or improvement of facilities that house the courts, or to pay the principal of, interest on, and costs of issuance of bonds, including refunding bonds, issued for the construction, renovation, or improvement of the facilities.

County Clerk of the Court Fund – 2211

This fund was established as a result of Texas Senate Bill 41, which created Local Government Code 135 to consolidate and standardize the collection of fees payable to a local government in civil cases. Money allocated to this fund may be used only to defray costs of services provided by the county clerk.

District Clerk of the Court – 2212

This fund was established as a result of Texas Senate Bill 41, which created Local Government Code 135 to consolidate and standardize the collection of fees payable to a local government in civil cases. Money allocated to this fund may be used only to defray costs of services provided by the district clerk.

HARRIS COUNTY SPECIAL REVENUE FUNDS

Language Access Fund – 2213

This fund was established as a result of Texas Senate Bill 41, which created Local Government Code 135 to consolidate and standardize the collection of fees payable to a local government in civil cases. Money allocated to this fund may be used only to provide language access services for individuals appearing before the court or receiving court services.

Judicial Education and Support Fund – 2214

This fund was established as a result of Texas Senate Bill 41, which created Local Government Code 135 to consolidate and standardize the collection of fees payable to a local government in civil cases. Money allocated to this fund may be used only to pay the continuing education of the judge and staff of the probate court (including the payment of travel and related expenses in attending a continuing judicial education activity of an organization accredited by the supreme court for continuing judicial education); or to pay the county's contribution to fund the compensation for the presiding judge of the statutory probate court as required by Texas Government Code Section 25.0022.

Justice Court Support Fund – 2215

This fund was established as a result of Texas Senate Bill 41, which created Local Government Code 135 to consolidate and standardize the collection of fees payable to a local government in civil cases. Money allocated to this fund may be used only to defray costs of services provided by a justice court.

Justice Court Technology - 2216

This fund was established in accordance with the Texas Code of Criminal Procedure, Article 102.0173, and justice court technology fee paid by defendants convicted of misdemeanor offenses in a justice court. The funds are to be used for the purchase and maintenance of technological enhancements for a justice court and continuing education and training for enhancement for a justice court.

Child Abuse Prevention - 2221

This fund is authorized by Senate Bill 6, and the Texas Code of Criminal Procedure, Article 102.0186 and allows the clerks of the respective courts to collect a fee for every person convicted of certain offenses against children. The funds may be used to fund child abuse prevention programs in the County where the court is located.

Bail Bond Board - 2226

This fund was established under the Occupation Code Chapter 1704 to allow the fees collected by a Bail Bond Board to be deposited into a separate fund to cover the Bail Bond Board expenditures.

HARRIS COUNTY SPECIAL REVENUE FUNDS

DA First Chance Intervention Program - 2231

This fund was established to account for revenue collected from first-time offenders in a pre-charge program, who pay tuition to complete a cognitive skills class. This fund was approved by Commissioners Court with all revenue being committed for the sole purpose of the First Chance Intervention Program. Any additional funds collected will be used to cover the tuition for the cognitive skills class for participants who are deemed indigent.

Local Youth Diversion Fund - 2236

The authorization of this fund was updated as a result of Texas Senate Bill 346, which created Local Government Code 134.103 and 134.156. The funds may only be used for the salary and benefits of a juvenile case manager; the costs of contracting for juvenile case manager services; and the costs of training, travel, office supplies, and other necessary expenses relating to the position of the juvenile case manager and juvenile case manager services.

Specialty Court Program - 2246

This fund is established as a result of Texas Senate Bill 346, which created Local Consolidated Court Costs for felony and misdemeanor criminal cases under Chapter 134 of the Local Government Code. Money allocated to this fund may be used only to fund specialty court programs.

County and District Technology - 2251

This fund was established in accordance with the Texas Code of Criminal Procedure, Article 102.0169, for purposes of financing continuing education and training for county court, statutory county court, or district court judges and clerks regarding technological enhancements and purchases and maintenance of technological enhancements including computer systems, networks, hardware, software, imaging systems, electronic kiosks, and docket management systems.

Stormwater Management - 2256

This fund was established in accordance with Chapter 573 of the Texas Local Government Code and allows for the assessing of reasonable charges to fund the implementation, administration, and operation of the storm water permitting program as necessary to comply with federal or state program requirements.

DA Diversion Program - 2261

This fund was created in accordance with Texas Code of Criminal Procedures 102.0121 to account for a fee to reimburse the County for expenses related to a defendant's participation in a pretrial intervention program offered by the County. The funds must be used for expenditures related to pretrial intervention programs.

HARRIS COUNTY SPECIAL REVENUE FUNDS

Gulf of Mexico Energy Security Act GOMESA - 2266

These funds were established to implement the provisions of the US Minerals Management Service (MMS). The MMS under the Gulf of Mexico Energy Security Act of 2006 distributes revenues to coastal producing states from the Outer Continental Shelf lease in Planning Area 181 Eastern and South Zones. These funds are to be used in projects and activities for the purpose of coastal conservation, coastal restoration, hurricane protection and infrastructure directly affected by coastal wetland losses.

Veterinary Public Health - 2271

This fund was established to account for the restraint and impoundment fee under the terms of the Harris County Animal Control Regulations for the Veterinary Public Health. All fees collected may be used only for defraying the expenses of administration and enforcement of these regulations.

VPH Donations Fund – 2272

This fund was established to account for donations and monies committed for the sole purpose of improving operational efficiency and the health and wellbeing of animals.

Pollution Control Mitigation - 2276

This fund was established to account for donations and monies received under the terms of court settlements involving restitution for pollution violations (Federal, State, and or Local laws) enforced by the County, and restitution for pollution violations enforced by the Texas Commission on Environmental Quality. Funds are primarily used for cleanup, preservation, and related purposes.

Household Hazardous Waste Center - 2279

This fund was established due to the court settlements of Household Hazardous Waste violations. Funds are to be used to hire part-time help to work at the Household Hazardous Waste Center and are restricted based on the settlement documentation.

SEP Environmental Enforcement Con 1 - 2296

This fund was established at the request of Constable Precinct One to account for funds received relating to the enforcement of environmental crimes. The revenue collected is committed per Commissioners Court to be used to purchase equipment and supplies for the purpose of investigating environmental crimes.

Community Development Financial Sureties - 2301

This fund was established in accordance with Texas Local Government Code 232.004, to account for forfeited engineering fees charged to Residential Commercial Subdivision Developers when the County performs the repairs. Expenditures are for the required repairs.

HARRIS COUNTY SPECIAL REVENUE FUNDS

Criminal Courts Audio-Visual Equipment - 2311

This fund was established in accordance with Texas Code of Criminal Procedure Chapter 59, to be used to upgrade audio-visual equipment in the District and County criminal courts.

Medicaid Admin Claim Reimburse - 2316

This fund is used to account for the receipt of Medicaid Administrative Claim reimbursements and the associated expenditures for health-related services for clients. These funds are authorized under the Medicaid State Plan under Title XIX of the Social Security Act.

Dispute Resolution - 2321

This authorization of this fund was updated as a result of Texas Senate Bill 41, which created Local Government Code 135 to consolidate and standardize the collection of fees payable to a local government in civil cases. Money allocated to this fund may be used only to establish and maintain an alternative dispute resolution system in accordance with Chapter 152, Civil Practice and Remedies Code.

Fire Code Fee - 2326

This fund is authorized under Texas Local Government Code 233.065, to account for the fees for issuance of a building permit for the administration and enforcement of the fire code. Fees may be used only for the administration and enforcement of the fire code.

Boarding Home Fines & Fees – 2327

This fund is authorized under Texas Health and Safety Code 260.005(b), to account for fees related to the issuance and renewal of permits, and inspections for boarding home facilities. This fund also accounts for fines imposed for noncompliance with the County boarding home facility regulations. Fees collected and fines imposed by the County must be used to administer the County permitting program or for other purposes directly related to providing boarding home facility or other assisted living services to elderly persons and persons with disabilities.

LEOSE Law Enforcement - 2331

This fund was established under the Texas Administrative Code, Title 37, Part 7 for purposes of accounting for state monies to law enforcement agencies utilized for the continuing education of law enforcement personnel.

Juvenile Probation Fee - 2336

This fund was established pursuant to Sections 54.061 and 54.0411 of the Texas Family Code to account for the fees charged while a juvenile is on probation. The fees may be used only for juvenile probation or community based juvenile corrections services or facilities.

HARRIS COUNTY SPECIAL REVENUE FUNDS

Food Permit Fees - 2341

This fund was established pursuant to Sections 437.003 and 437.0123 of the Texas Health and Safety Code to account for the fees associated with issuing food permits and enforcing the associating statutory provisions. The fees may be used for reviewing and acting on a permit, amending and renewing a permit, and inspecting a facility for the purpose of issuing a food permit.

Court Reporter Service - 2346

This fund was established in accordance with Section 51.601 of the Texas Government Code and allows for a fee for each new case filed in a court that has an official court reporter. These fees may be used to assist in the payment of court reporter related services.

Juvenile Delinquency Prevention Fee - 2351

This fund was established pursuant to the Texas Code of Criminal Procedure 102.0171 and accounts for fees charged when a child is adjudicated for graffiti-related offenses. These fees are restricted to be used for graffiti eradication.

Supplemental Guardianship - 2356

The authorization for this fund was updated as a result of Texas Senate Bill 41, which created Local Government Code 135.138 which allows for a supplemental court-initiated guardianship fee charged for a probate original action. These fees may be used only to supplement other County funds used to pay the compensation of a guardian ad litem, pay the compensation of an attorney ad litem, and or fund local guardianship programs that provide guardians for indigent incapacitated persons who do not have family members suitable and willing to serve as guardians.

Courthouse Security - 2361

This fund was authorized under Texas Local Government Code 291.008 and Texas Code of Criminal Procedure 102.017 to account for fees collected and expended for purposes of defraying the costs of courthouse security.

FPM Property Maintenance - 2376

This fund was established at the request of Harris County Facilities and Property Management (FPM) Department in accordance with Section 34.06(c) of the Texas Tax Code. FPM will be reimbursed from the proceeds of the resale of properties at the monthly tax foreclosure sales. The reimbursements are committed per Commissioners Court to be used for maintaining, preserving, and safekeeping properties that are retained by Harris County (the purchasing taxing unit).

HARRIS COUNTY SPECIAL REVENUE FUNDS

IFS Training - 2381

This fund was established to assist staff of the Institute of Forensic Science to remain current in the latest forensic science developments and technologies within each discipline to ensure quality services. This revenue was committed by Commissioners Court for the sole purpose of staff travel and training.

County Law Library - 2386

This fund was established under the authority of Section 323.023 of the Texas Local Government Code, to account for fees assessed for each civil case filed in County and District Courts of Harris County. The funds are to be used for purchasing or leasing law library materials or acquiring equipment, including computers, software, subscriptions to obtain access to electronic research networks for use by judges in the County.

Environmental Restitution - 2391

This fund was established to account for monies received as a result of environmental settlements.

TIRZ Affordable Housing-Interest Bearing - 2402

This fund accounts for all revenues from the sale of tax increment bonds or notes, revenues from the sale of any property acquired as part of the tax increment financing plan, and other revenues to be used in the reinvestment zone in accordance with Texas Tax Code Section 311.014(a). Money may be disbursed from the fund only to satisfy claims of holders of tax increment bonds or notes issued for the zone, to pay project costs for the zone, to make payments pursuant to an agreement made under Section 311.010(b) dedicating revenue from the tax increment fund, or to repay other obligations incurred for the zone.

Pool Permit Fees - 2411

This fund was established to account for fees and expenses associated with the Rules of Regulation of Swimming Pools and Spas in the Unincorporated Areas of Harris County, Texas. These rules were approved by Commissioners Court on December 5, 2016.

County Jury Fund SB346 - 2420

This fund was established as a result of Texas Senate Bill 346, which amended the Texas Local Government Code Section 134.103 to restrict certain funds for juror reimbursements and to finance jury services.

Time Payment Fund SB346 - 2421

This fund was established as a result of Texas Senate Bill 346, which amended the Code of Criminal Procedures Article 102.030 to restrict certain funds for the purpose of improving the collection of outstanding court costs, fines, reimbursement fees, or restitution or improving the efficiency of the administration of justice in the County.

HARRIS COUNTY SPECIAL REVENUE FUNDS

CAD/RMS Project -2701

This fund was established to account for monies received to fund the Law Enforcement Central Aided Dispatch (CAD) Record Management System (RMS) replacement project.

EI Franco Lee - 2704

This fund is used to account for donations made to Precinct One for designated purposes/programs including the Seniors Program and the LEE Program. Expenditures are made in accordance with designations.

HC Partnership Fund – 2705

This fund was established to account for monies received as a result of the Light Detection and Ranging (LIDAR) initiative. There will be internal and external partners in this ongoing initiative.

HARRIS COUNTY, TEXAS

FY 2025 FINAL ESTIMATE OF AVAILABLE RESOURCES

2091 - FORF ASSETS COMM COURT

	Prior Year	Current Year		Next Year
	FY 2023 Actuals	FY 2024 Adjusted Estimate of Resources	FY 2024 Estimated Actuals	FY 2025 Estimate of Resources
Available Beginning Cash & Investments	2,888,293	901,131	1,123,634	421,826
REVENUES & TRANSFERS-IN				
<u>NON OPERATING REVENUE</u>				
NON OPERATING INTEREST				
493100 - INTEREST EARNINGS	117,649	130,000	41,000	43,000
NON OPERATING INTEREST	117,649	130,000	41,000	43,000
NON OPERATING REVENUE TOTAL:	117,649	130,000	41,000	43,000
TOTAL REVENUES & TRANSFERS-IN	117,649	130,000	41,000	43,000
TOTAL AVAILABLE RESOURCES	3,005,942	1,031,131	1,164,634	464,826

HARRIS COUNTY, TEXAS

FY 2025 FINAL ESTIMATE OF AVAILABLE RESOURCES

2101 - HOTEL OCCUPANCY TAX REV

	Prior Year	Current Year		Next Year
	FY 2023 Actuals	FY 2024 Adjusted Estimate of Resources	FY 2024 Estimated Actuals	FY 2025 Estimate of Resources
Available Beginning Cash & Investments	27,000,313	43,364,017	37,825,330	46,264,749
REVENUES & TRANSFERS-IN				
<u>TAXES</u>				
HOTEL TAXES				
404100 - HOTEL OCCUPANCY TAXES	30,359,487	32,820,432	32,500,000	33,345,000
404200 - 1 PERCENT HOTEL OCCUPANCY TAX	15,967,097	17,193,178	16,250,000	17,364,000
404300 - RESTRICTED HOTEL TAX	2,912,279	3,036,769	2,437,500	3,064,000
HOTEL TAXES	49,238,863	53,050,379	51,187,500	53,773,000
TAXES TOTAL:	49,238,863	53,050,379	51,187,500	53,773,000
<u>LEASE/USER FEES REVENUE</u>				
LEASE REVENUE				
450000 - 206-SCC SPORTS&CONVENTION CORP	0	1	1	1
LEASE REVENUE	0	1	1	1
LEASE/USER FEES REVENUE TOTAL:	0	1	1	1
<u>MISCELLANEOUS</u>				
MISC. REVENUE REIMBURSEMENTS				
485012 - REIMB UTILITIES	738,246	1,015,000	1,006,771	1,015,000
MISC. REVENUE REIMBURSEMENTS	738,246	1,015,000	1,006,771	1,015,000
MISCELLANEOUS TOTAL:	738,246	1,015,000	1,006,771	1,015,000
<u>NON OPERATING REVENUE</u>				
NON OPERATING INTEREST				
493100 - INTEREST EARNINGS	198,331	100,000	337,723	510,000
493300 - INTEREST REVENUE INVESTMENT	1,000,853	250,000	850,000	875,000
NON OPERATING INTEREST	1,199,184	350,000	1,187,723	1,385,000
NON OPERATING REVENUE TOTAL:	1,199,184	350,000	1,187,723	1,385,000
TOTAL REVENUES & TRANSFERS-IN	51,176,293	54,415,380	53,381,995	56,173,001
TOTAL AVAILABLE RESOURCES	78,176,606	97,779,397	91,207,325	102,437,750

HARRIS COUNTY, TEXAS

FY 2025 FINAL ESTIMATE OF AVAILABLE RESOURCES

2102 - PUBLIC ART FUND

	Prior Year	Current Year		Next Year
	FY 2023 Actuals	FY 2024 Adjusted Estimate of Resources	FY 2024 Estimated Actuals	FY 2025 Estimate of Resources
Available Beginning Cash & Investments	0	0	0	1,796,175
REVENUES & TRANSFERS-IN				
<u>NON OPERATING REVENUE</u>				
NON OPERATING INTEREST				
493100 - INTEREST EARNINGS	0	0	8,212	18,000
493300 - INTEREST REVENUE INVESTMENT	0	0	32,000	34,000
NON OPERATING INTEREST	0	0	40,212	52,000
NON OPERATING REVENUE TOTAL:	0	0	40,212	52,000
<u>TRANSFERS IN&OTHER FIN SOURCES</u>				
TRANSFERS IN-OPERATING				
499008 - OPERATING TRANSFERS IN	0	2,000,000	2,000,000	0
TRANSFERS IN-OPERATING	0	2,000,000	2,000,000	0
TRANSFERS IN&OTHER FIN SOURCES TOTAL:	0	2,000,000	2,000,000	0
TOTAL REVENUES & TRANSFERS-IN	0	2,000,000	2,040,212	52,000
TOTAL AVAILABLE RESOURCES	0	2,000,000	2,040,212	1,848,175

HARRIS COUNTY, TEXAS

FY 2025 FINAL ESTIMATE OF AVAILABLE RESOURCES

2106 - DISTRICT COURT RECORDS ARCHIVE

	Prior Year	Current Year	Next Year	
	FY 2023 Actuals	FY 2024 Adjusted Estimate of Resources	FY 2024 Estimated Actuals	FY 2025 Estimate of Resources
Available Beginning Cash & Investments	199,822	212,134	212,216	4,468
REVENUES & TRANSFERS-IN				
<u>CHARGES FOR SERVICES</u>				
JUDICIAL FEES				
427003 - DIST COURT RECORD ARCHIVE FUND	50,004	50,000	32,000	25,000
JUDICIAL FEES	50,004	50,000	32,000	25,000
CHARGES FOR SERVICES TOTAL:	50,004	50,000	32,000	25,000
<u>NON OPERATING REVENUE</u>				
NON OPERATING INTEREST				
493100 - INTEREST EARNINGS	1,369	900	2,590	2,000
493300 - INTEREST REVENUE INVESTMENT	6,508	2,000	3,366	3,000
NON OPERATING INTEREST	7,877	2,900	5,956	5,000
NON OPERATING REVENUE TOTAL:	7,877	2,900	5,956	5,000
TOTAL REVENUES & TRANSFERS-IN	57,881	52,900	37,956	30,000
TOTAL AVAILABLE RESOURCES	257,703	265,034	250,172	34,468

HARRIS COUNTY, TEXAS

FY 2025 FINAL ESTIMATE OF AVAILABLE RESOURCES

2116 - DSRIP PROGRAMS

	Prior Year	Current Year		Next Year
	FY 2023 Actuals	FY 2024 Adjusted Estimate of Resources	FY 2024 Estimated Actuals	FY 2025 Estimate of Resources
Available Beginning Cash & Investments	11,342,473	6,354,237	6,968,918	1,530,148
REVENUES & TRANSFERS-IN				
<u>MISCELLANEOUS</u>				
MISC. REVENUE REIMBURSEMENTS				
485027 - REIMB OTHER	301	0	0	0
MISC. REVENUE REIMBURSEMENTS	301	0	0	0
MISC. REVENUE OTHER				
488018 - MISC OTHER	38,808	0	0	0
MISC. REVENUE OTHER	38,808	0	0	0
MISCELLANEOUS TOTAL:	39,109	0	0	0
<u>NON OPERATING REVENUE</u>				
NON OPERATING INTEREST				
493100 - INTEREST EARNINGS	63,182	50,000	60,791	73,000
493300 - INTEREST REVENUE INVESTMENT	276,161	120,000	90,000	92,000
NON OPERATING INTEREST	339,343	170,000	150,791	165,000
NON OPERATING REVENUE TOTAL:	339,343	170,000	150,791	165,000
<u>TRANSFERS IN&OTHER FIN SOURCES</u>				
RESIDUAL EQUITY TRANSFER IN				
499002 - TRANSFER IN SALARIES	0	0	1,023	0
RESIDUAL EQUITY TRANSFER IN	0	0	1,023	0
TRANSFERS IN&OTHER FIN SOURCES TOTAL:	0	0	1,023	0
TOTAL REVENUES & TRANSFERS-IN	378,452	170,000	151,814	165,000
TOTAL AVAILABLE RESOURCES	11,720,925	6,524,237	7,120,732	1,695,148

HARRIS COUNTY, TEXAS

FY 2025 FINAL ESTIMATE OF AVAILABLE RESOURCES

2117 - CHARITY CARE FUND

	Prior Year	Current Year		Next Year
	FY 2023 Actuals	FY 2024 Adjusted Estimate of Resources	FY 2024 Estimated Actuals	FY 2025 Estimate of Resources
Available Beginning Cash & Investments	0	8,422,450	8,591,787	17,728,124
REVENUES & TRANSFERS-IN				
<u>MISCELLANEOUS</u>				
MISC. REVENUE OTHER				
488017 - ADMINISTRATIVE REVENUE	8,324,370	0	12,604,798	13,000,000
MISC. REVENUE OTHER	8,324,370	0	12,604,798	13,000,000
MISCELLANEOUS TOTAL:	8,324,370	0	12,604,798	13,000,000
<u>NON OPERATING REVENUE</u>				
NON OPERATING INTEREST				
493100 - INTEREST EARNINGS	37,422	63,000	142,729	255,000
493300 - INTEREST REVENUE INVESTMENT	229,994	216,000	385,000	255,000
NON OPERATING INTEREST	267,416	279,000	527,729	510,000
NON OPERATING REVENUE TOTAL:	267,416	279,000	527,729	510,000
TOTAL REVENUES & TRANSFERS-IN	8,591,786	279,000	13,132,527	13,510,000
TOTAL AVAILABLE RESOURCES	8,591,786	8,701,450	21,724,314	31,238,124

HARRIS COUNTY, TEXAS

FY 2025 FINAL ESTIMATE OF AVAILABLE RESOURCES

2121 - DEED RESTRICTION ENFORCEMENT

	Prior Year	Current Year		Next Year
	FY 2023 Actuals	FY 2024 Adjusted Estimate of Resources	FY 2024 Estimated Actuals	FY 2025 Estimate of Resources
Available Beginning Cash & Investments	23,740	24,080	24,713	25,550
REVENUES & TRANSFERS-IN				
<u>NON OPERATING REVENUE</u>				
NON OPERATING INTEREST				
493100 - INTEREST EARNINGS	171	100	287	500
493300 - INTEREST REVENUE INVESTMENT	801	300	550	500
NON OPERATING INTEREST	972	400	837	1,000
NON OPERATING REVENUE TOTAL:	972	400	837	1,000
TOTAL REVENUES & TRANSFERS-IN	972	400	837	1,000
TOTAL AVAILABLE RESOURCES	24,712	24,480	25,550	26,550

HARRIS COUNTY, TEXAS

FY 2025 FINAL ESTIMATE OF AVAILABLE RESOURCES

2126 - CONCESSION FEE

	Prior Year	Current Year		Next Year
	FY 2023 Actuals	FY 2024 Adjusted Estimate of Resources	FY 2024 Estimated Actuals	FY 2025 Estimate of Resources
Available Beginning Cash & Investments	6,354,785	7,310,857	7,532,890	8,654,985
REVENUES & TRANSFERS-IN				
<u>CHARGES FOR SERVICES</u>				
FEES OF OFFICE				
425300 - OTHER COMMISSIONS	51,745	0	2,015	0
FEES OF OFFICE	51,745	0	2,015	0
CHARGES FOR SERVICES TOTAL:	51,745	0	2,015	0
<u>LEASE/USER FEES REVENUE</u>				
LEASE REVENUE				
450000 - 101-CMP1 COMMISSIONER PCT 1	5,000	2,500	8,500	8,500
450000 - 102-CMP2 COMMISSIONER PCT. 2	500	12,274	12,274	0
450000 - 103-CMP3 COMMISSIONER PCT. 3	19,500	20,000	20,000	20,000
450008 - CHAMPIONSHIP SHOOTING CENTERS	228,177	200,000	191,934	200,000
LEASE REVENUE	253,177	234,774	232,708	228,500
USER FEES				
458002 - GOLF CONCESSIONS AND GREEN FEE	557,839	555,000	731,644	730,000
USER FEES	557,839	555,000	731,644	730,000
LEASE/USER FEES REVENUE TOTAL:	811,016	789,774	964,352	958,500
<u>MISCELLANEOUS</u>				
MISC. REVENUE OTHER				
488019 - PRIOR PERIOD MISCELLANEOUS	-3,750	0	0	0
MISC. REVENUE OTHER	-3,750	0	0	0
MISCELLANEOUS TOTAL:	-3,750	0	0	0
<u>NON OPERATING REVENUE</u>				
NON OPERATING INTEREST				
493100 - INTEREST EARNINGS	50,205	45,000	91,208	160,000
493300 - INTEREST REVENUE INVESTMENT	237,010	170,000	194,000	160,000

HARRIS COUNTY, TEXAS

FY 2025 FINAL ESTIMATE OF AVAILABLE RESOURCES

2126 - CONCESSION FEE

	Prior Year	Current Year		Next Year
	FY 2023 Actuals	FY 2024 Adjusted Estimate of Resources	FY 2024 Estimated Actuals	FY 2025 Estimate of Resources
NON OPERATING INTEREST	287,215	215,000	285,208	320,000
NON OPERATING REVENUE TOTAL:	287,215	215,000	285,208	320,000
TOTAL REVENUES & TRANSFERS-IN	1,146,226	1,004,774	1,251,575	1,278,500
TOTAL AVAILABLE RESOURCES	7,501,011	8,315,631	8,784,465	9,933,485

HARRIS COUNTY, TEXAS

FY 2025 FINAL ESTIMATE OF AVAILABLE RESOURCES

2136 - HAY CENTER YOUTH PROGRAM

	Prior Year	Current Year		Next Year
	FY 2023 Actuals	FY 2024 Adjusted Estimate of Resources	FY 2024 Estimated Actuals	FY 2025 Estimate of Resources
Available Beginning Cash & Investments	930,932	707,755	777,206	510,963
REVENUES & TRANSFERS-IN				
<u>INTERGOVERNMENTAL</u>				
INTERGOV REVENUE - CITY/OTHER				
412100 - CITY AND OTHER MISC	4,100	0	9,150	0
INTERGOV REVENUE - CITY/OTHER	4,100	0	9,150	0
INTERGOVERNMENTAL TOTAL:	4,100	0	9,150	0
<u>NON OPERATING REVENUE</u>				
NON OPERATING INTEREST				
493100 - INTEREST EARNINGS	5,432	4,500	7,926	14,000
493300 - INTEREST REVENUE INVESTMENT	24,758	10,000	16,000	14,000
NON OPERATING INTEREST	30,190	14,500	23,926	28,000
NON OPERATING REVENUE TOTAL:	30,190	14,500	23,926	28,000
TOTAL REVENUES & TRANSFERS-IN	34,290	14,500	33,076	28,000
TOTAL AVAILABLE RESOURCES	965,222	722,255	810,282	538,963

HARRIS COUNTY, TEXAS

FY 2025 FINAL ESTIMATE OF AVAILABLE RESOURCES

2141 - PREP FOR ADULT LIVING PAL

	Prior Year	Current Year		Next Year
	FY 2023 Actuals	FY 2024 Adjusted Estimate of Resources	FY 2024 Estimated Actuals	FY 2025 Estimate of Resources
Available Beginning Cash & Investments	111,285	113,285	124,517	138,342
REVENUES & TRANSFERS-IN				
<u>INTERGOVERNMENTAL</u>				
INTERGOV REVENUE - CITY/OTHER				
412100 - CITY AND OTHER MISC	8,525	0	12,600	0
INTERGOV REVENUE - CITY/OTHER	8,525	0	12,600	0
INTERGOVERNMENTAL TOTAL:	8,525	0	12,600	0
<u>NON OPERATING REVENUE</u>				
NON OPERATING INTEREST				
493100 - INTEREST EARNINGS	822	800	2,200	3,000
493300 - INTEREST REVENUE INVESTMENT	3,885	1,500	3,500	3,000
NON OPERATING INTEREST	4,707	2,300	5,700	6,000
NON OPERATING REVENUE TOTAL:	4,707	2,300	5,700	6,000
TOTAL REVENUES & TRANSFERS-IN	13,232	2,300	18,300	6,000
TOTAL AVAILABLE RESOURCES	124,517	115,585	142,817	144,342

HARRIS COUNTY, TEXAS

FY 2025 FINAL ESTIMATE OF AVAILABLE RESOURCES

2146 - CHILD SUPPORT ENFORCEMENT REV

	Prior Year	Current Year		Next Year
	FY 2023 Actuals	FY 2024 Adjusted Estimate of Resources	FY 2024 Estimated Actuals	FY 2025 Estimate of Resources
Available Beginning Cash & Investments	294,437	299,737	306,495	317,549
REVENUES & TRANSFERS-IN				
<u>NON OPERATING REVENUE</u>				
NON OPERATING INTEREST				
493100 - INTEREST EARNINGS	2,121	2,000	3,554	6,500
493300 - INTEREST REVENUE INVESTMENT	9,937	4,000	7,500	6,500
NON OPERATING INTEREST	12,058	6,000	11,054	13,000
NON OPERATING REVENUE TOTAL:	12,058	6,000	11,054	13,000
TOTAL REVENUES & TRANSFERS-IN	12,058	6,000	11,054	13,000
TOTAL AVAILABLE RESOURCES	306,495	305,737	317,549	330,549

HARRIS COUNTY, TEXAS

FY 2025 FINAL ESTIMATE OF AVAILABLE RESOURCES

2151 - FAMILY PROTECTION

	Prior Year	Current Year		Next Year
	FY 2023 Actuals	FY 2024 Adjusted Estimate of Resources	FY 2024 Estimated Actuals	FY 2025 Estimate of Resources
Available Beginning Cash & Investments	243,547	233,780	217,866	224,717
REVENUES & TRANSFERS-IN				
<u>CHARGES FOR SERVICES</u>				
FEES-OTHER				
421019 - FEES FAMILY PROTECTION	154	0	91	0
FEES-OTHER	154	0	91	0
CHARGES FOR SERVICES TOTAL:	154	0	91	0
<u>NON OPERATING REVENUE</u>				
NON OPERATING INTEREST				
493100 - INTEREST EARNINGS	1,462	1,500	2,514	4,500
493300 - INTEREST REVENUE INVESTMENT	6,774	5,000	5,000	4,500
NON OPERATING INTEREST	8,236	6,500	7,514	9,000
NON OPERATING REVENUE TOTAL:	8,236	6,500	7,514	9,000
TOTAL REVENUES & TRANSFERS-IN	8,390	6,500	7,605	9,000
TOTAL AVAILABLE RESOURCES	251,937	240,280	225,471	233,717

HARRIS COUNTY, TEXAS

FY 2025 FINAL ESTIMATE OF AVAILABLE RESOURCES

2161 - PROBATE COURT SUPPORT

	Prior Year	Current Year		Next Year
	FY 2023 Actuals	FY 2024 Adjusted Estimate of Resources	FY 2024 Estimated Actuals	FY 2025 Estimate of Resources
Available Beginning Cash & Investments	1,580,377	1,416,825	1,641,396	1,738,167
REVENUES & TRANSFERS-IN				
<u>INTERGOVERNMENTAL</u>				
INTERGOV REVENUE - STATE				
411216 - STATE MISC	439,934	289,000	420,000	420,000
INTERGOV REVENUE - STATE	439,934	289,000	420,000	420,000
INTERGOVERNMENTAL TOTAL:	439,934	289,000	420,000	420,000
<u>NON OPERATING REVENUE</u>				
NON OPERATING INTEREST				
493100 - INTEREST EARNINGS	10,056	7,000	17,208	30,000
493300 - INTEREST REVENUE INVESTMENT	48,937	35,000	35,000	30,000
NON OPERATING INTEREST	58,993	42,000	52,208	60,000
NON OPERATING REVENUE TOTAL:	58,993	42,000	52,208	60,000
TOTAL REVENUES & TRANSFERS-IN	498,927	331,000	472,208	480,000
TOTAL AVAILABLE RESOURCES	2,079,304	1,747,825	2,113,604	2,218,167

HARRIS COUNTY, TEXAS

FY 2025 FINAL ESTIMATE OF AVAILABLE RESOURCES

2162 - PROBATE ADMINISTRATOR

	Prior Year	Current Year		Next Year
	FY 2023 Actuals	FY 2024 Adjusted Estimate of Resources	FY 2024 Estimated Actuals	FY 2025 Estimate of Resources
Available Beginning Cash & Investments	0	0	0	232,145
REVENUES & TRANSFERS-IN				
<u>CHARGES FOR SERVICES</u>				
JUDICIAL FEES				
427057 - PROBATE ADMIN FEE	0	0	75,000	80,000
JUDICIAL FEES	0	0	75,000	80,000
CHARGES FOR SERVICES TOTAL:	0	0	75,000	80,000
<u>NON OPERATING REVENUE</u>				
NON OPERATING INTEREST				
493100 - INTEREST EARNINGS	0	0	979	3,500
493300 - INTEREST REVENUE INVESTMENT	0	0	4,500	3,500
NON OPERATING INTEREST	0	0	5,479	7,000
NON OPERATING REVENUE TOTAL:	0	0	5,479	7,000
<u>TRANSFERS IN&OTHER FIN SOURCES</u>				
TRANSFERS IN-OPERATING				
499008 - OPERATING TRANSFERS IN	0	0	182,950	0
TRANSFERS IN-OPERATING	0	0	182,950	0
TRANSFERS IN&OTHER FIN SOURCES TOTAL:	0	0	182,950	0
TOTAL REVENUES & TRANSFERS-IN	0	0	263,429	87,000
TOTAL AVAILABLE RESOURCES	0	0	263,429	319,145

HARRIS COUNTY, TEXAS

FY 2025 FINAL ESTIMATE OF AVAILABLE RESOURCES

2166 - APPELLATE JUDICIAL SYSTEM

	Prior Year	Current Year		Next Year
	FY 2023 Actuals	FY 2024 Adjusted Estimate of Resources	FY 2024 Estimated Actuals	FY 2025 Estimate of Resources
Available Beginning Cash & Investments	206,851	205,389	244,854	456,417
REVENUES & TRANSFERS-IN				
<u>CHARGES FOR SERVICES</u>				
JUDICIAL FEES				
427014 - FEES APELLATE JUDICIAL	509,326	485,000	495,000	510,000
JUDICIAL FEES	509,326	485,000	495,000	510,000
CHARGES FOR SERVICES TOTAL:	509,326	485,000	495,000	510,000
<u>MISCELLANEOUS</u>				
MISC. REVENUE REIMBURSEMENTS				
485002 - REIMB CIVIL CASES	335,794	230,000	207,086	230,000
MISC. REVENUE REIMBURSEMENTS	335,794	230,000	207,086	230,000
MISCELLANEOUS TOTAL:	335,794	230,000	207,086	230,000
<u>NON OPERATING REVENUE</u>				
NON OPERATING INTEREST				
493100 - INTEREST EARNINGS	1,694	2,000	3,856	7,000
493300 - INTEREST REVENUE INVESTMENT	7,847	3,000	8,000	7,000
NON OPERATING INTEREST	9,541	5,000	11,856	14,000
NON OPERATING REVENUE TOTAL:	9,541	5,000	11,856	14,000
TOTAL REVENUES & TRANSFERS-IN	854,661	720,000	713,942	754,000
TOTAL AVAILABLE RESOURCES	1,061,512	925,389	958,796	1,210,417

HARRIS COUNTY, TEXAS

FY 2025 FINAL ESTIMATE OF AVAILABLE RESOURCES

2181 - CRTHOUSE SECURITY JUSTICE CRT

	Prior Year	Current Year		Next Year
	FY 2023 Actuals	FY 2024 Adjusted Estimate of Resources	FY 2024 Estimated Actuals	FY 2025 Estimate of Resources
Available Beginning Cash & Investments	2,217,618	2,362,079	2,446,535	2,665,371
REVENUES & TRANSFERS-IN				
<u>CHARGES FOR SERVICES</u>				
JUDICIAL FEES				
427051 - CRTHOUSE SECURITY JUSTICE CRT	134,618	114,300	130,100	140,800
JUDICIAL FEES	134,618	114,300	130,100	140,800
CHARGES FOR SERVICES TOTAL:	134,618	114,300	130,100	140,800
<u>NON OPERATING REVENUE</u>				
NON OPERATING INTEREST				
493100 - INTEREST EARNINGS	16,531	12,000	28,836	52,500
493300 - INTEREST REVENUE INVESTMENT	77,767	28,000	60,000	52,500
NON OPERATING INTEREST	94,298	40,000	88,836	105,000
NON OPERATING REVENUE TOTAL:	94,298	40,000	88,836	105,000
TOTAL REVENUES & TRANSFERS-IN	228,916	154,300	218,936	245,800
TOTAL AVAILABLE RESOURCES	2,446,534	2,516,379	2,665,471	2,911,171

HARRIS COUNTY, TEXAS

FY 2025 FINAL ESTIMATE OF AVAILABLE RESOURCES

2186 - COUNTY CLERK RECORDS MGT

	Prior Year	Current Year		Next Year
	FY 2023 Actuals	FY 2024 Adjusted Estimate of Resources	FY 2024 Estimated Actuals	FY 2025 Estimate of Resources
Available Beginning Cash & Investments	5,466,844	4,791,591	4,930,872	5,191,525
REVENUES & TRANSFERS-IN				
<u>CHARGES FOR SERVICES</u>				
RECORDS MANAGEMENT				
427102 - CC CIVIL AND PROBATE REC MGMT	3,510,131	3,500,000	5,000,000	6,500,000
RECORDS MANAGEMENT	3,510,131	3,500,000	5,000,000	6,500,000
CHARGES FOR SERVICES TOTAL:	3,510,131	3,500,000	5,000,000	6,500,000
<u>NON OPERATING REVENUE</u>				
NON OPERATING INTEREST				
493100 - INTEREST EARNINGS	34,897	34,000	50,227	87,500
493300 - INTEREST REVENUE INVESTMENT	163,345	140,000	110,000	87,500
NON OPERATING INTEREST	198,242	174,000	160,227	175,000
NON OPERATING REVENUE TOTAL:	198,242	174,000	160,227	175,000
<u>TRANSFERS IN&OTHER FIN SOURCES</u>				
RESIDUAL EQUITY TRANSFER IN				
499003 - TRANSFER IN MATERLS AND SUPPLI	109,281	0	0	0
RESIDUAL EQUITY TRANSFER IN	109,281	0	0	0
TRANSFERS IN&OTHER FIN SOURCES TOTAL:	109,281	0	0	0
TOTAL REVENUES & TRANSFERS-IN	3,817,654	3,674,000	5,160,227	6,675,000
TOTAL AVAILABLE RESOURCES	9,284,498	8,465,591	10,091,099	11,866,525

HARRIS COUNTY, TEXAS

FY 2025 FINAL ESTIMATE OF AVAILABLE RESOURCES

2187 - DISTRICT CLERK RECORDS MGT

	Prior Year	Current Year		Next Year
	FY 2023 Actuals	FY 2024 Adjusted Estimate of Resources	FY 2024 Estimated Actuals	FY 2025 Estimate of Resources
Available Beginning Cash & Investments	1,522,071	2,214,980	1,593,244	2,353,080
REVENUES & TRANSFERS-IN				
<u>CHARGES FOR SERVICES</u>				
RECORDS MANAGEMENT				
427101 - DC ADDITIONAL RECORDS MGMT	28,690	30,000	20,000	25,000
427110 - DC CRIMINAL RECORDS PRES MGMT	119,146	121,200	98,123	110,200
427131 - DC RECORDS MANAGEMENT	2,647,399	2,600,000	2,500,000	2,600,000
RECORDS MANAGEMENT	2,795,235	2,751,200	2,618,123	2,735,200
CHARGES FOR SERVICES TOTAL:	2,795,235	2,751,200	2,618,123	2,735,200
<u>NON OPERATING REVENUE</u>				
NON OPERATING INTEREST				
493100 - INTEREST EARNINGS	13,726	12,000	21,790	40,000
493300 - INTEREST REVENUE INVESTMENT	63,311	48,000	47,000	40,000
NON OPERATING INTEREST	77,037	60,000	68,790	80,000
NON OPERATING REVENUE TOTAL:	77,037	60,000	68,790	80,000
TOTAL REVENUES & TRANSFERS-IN	2,872,272	2,811,200	2,686,913	2,815,200
TOTAL AVAILABLE RESOURCES	4,394,343	5,026,180	4,280,157	5,168,280

HARRIS COUNTY, TEXAS

FY 2025 FINAL ESTIMATE OF AVAILABLE RESOURCES

2188 - GENERAL ADMIN RECORDS MGT

	Prior Year	Current Year		Next Year
	FY 2023 Actuals	FY 2024 Adjusted Estimate of Resources	FY 2024 Estimated Actuals	FY 2025 Estimate of Resources
Available Beginning Cash & Investments	306,021	264,101	270,633	192,076
REVENUES & TRANSFERS-IN				
<u>NON OPERATING REVENUE</u>				
NON OPERATING INTEREST				
493100 - INTEREST EARNINGS	1,659	500	2,663	5,000
493300 - INTEREST REVENUE INVESTMENT	7,283	3,000	5,000	5,000
NON OPERATING INTEREST	8,942	3,500	7,663	10,000
NON OPERATING REVENUE TOTAL:	8,942	3,500	7,663	10,000
TOTAL REVENUES & TRANSFERS-IN	8,942	3,500	7,663	10,000
TOTAL AVAILABLE RESOURCES	314,963	267,601	278,296	202,076

HARRIS COUNTY, TEXAS

FY 2025 FINAL ESTIMATE OF AVAILABLE RESOURCES

2190 - COUNTY CLERK RECORDS ARCHIVE

	Prior Year	Current Year		Next Year
	FY 2023 Actuals	FY 2024 Adjusted Estimate of Resources	FY 2024 Estimated Actuals	FY 2025 Estimate of Resources
Available Beginning Cash & Investments	11,549,107	14,025,091	14,412,639	18,715,464
REVENUES & TRANSFERS-IN				
<u>CHARGES FOR SERVICES</u>				
RECORDS MANAGEMENT				
427103 - CC REAL PPTY AND PERSONAL REC	3,465,480	3,600,000	4,900,000	6,500,000
RECORDS MANAGEMENT	3,465,480	3,600,000	4,900,000	6,500,000
CHARGES FOR SERVICES TOTAL:	3,465,480	3,600,000	4,900,000	6,500,000
<u>MISCELLANEOUS</u>				
MISC. REVENUE OTHER				
488018 - MISC OTHER	598	0	0	0
MISC. REVENUE OTHER	598	0	0	0
MISCELLANEOUS TOTAL:	598	0	0	0
<u>NON OPERATING REVENUE</u>				
NON OPERATING INTEREST				
493100 - INTEREST EARNINGS	94,434	65,000	179,040	315,000
493300 - INTEREST REVENUE INVESTMENT	448,241	315,000	376,000	315,000
NON OPERATING INTEREST	542,675	380,000	555,040	630,000
NON OPERATING REVENUE TOTAL:	542,675	380,000	555,040	630,000
TOTAL REVENUES & TRANSFERS-IN	4,008,753	3,980,000	5,455,040	7,130,000
TOTAL AVAILABLE RESOURCES	15,557,860	18,005,091	19,867,679	25,845,464

HARRIS COUNTY, TEXAS

FY 2025 FINAL ESTIMATE OF AVAILABLE RESOURCES

2191 - CTS RECORDS MGT

	Prior Year	Current Year		Next Year
	FY 2023 Actuals	FY 2024 Adjusted Estimate of Resources	FY 2024 Estimated Actuals	FY 2025 Estimate of Resources
Available Beginning Cash & Investments	78	80	82	86
REVENUES & TRANSFERS-IN				
<u>NON OPERATING REVENUE</u>				
NON OPERATING INTEREST				
493100 - INTEREST EARNINGS	1	0	1	0
493300 - INTEREST REVENUE INVESTMENT	3	0	1	0
NON OPERATING INTEREST	4	0	2	0
NON OPERATING REVENUE TOTAL:	4	0	2	0
TOTAL REVENUES & TRANSFERS-IN	4	0	2	0
TOTAL AVAILABLE RESOURCES	82	80	84	86

HARRIS COUNTY, TEXAS

FY 2025 FINAL ESTIMATE OF AVAILABLE RESOURCES

2192 - DISTRICT CLERK CRT TECHNOLOGY

	Prior Year	Current Year		Next Year
	FY 2023 Actuals	FY 2024 Adjusted Estimate of Resources	FY 2024 Estimated Actuals	FY 2025 Estimate of Resources
Available Beginning Cash & Investments	72,719	115,668	113,607	37,202
REVENUES & TRANSFERS-IN				
<u>CHARGES FOR SERVICES</u>				
RECORDS MANAGEMENT				
427130 - DIGITIZED AND PRESERVE RECORDS	38,593	45,000	26,000	25,000
RECORDS MANAGEMENT	38,593	45,000	26,000	25,000
CHARGES FOR SERVICES TOTAL:	38,593	45,000	26,000	25,000
<u>NON OPERATING REVENUE</u>				
NON OPERATING INTEREST				
493100 - INTEREST EARNINGS	705	500	1,160	1,750
493300 - INTEREST REVENUE INVESTMENT	3,391	3,000	1,600	1,750
NON OPERATING INTEREST	4,096	3,500	2,760	3,500
NON OPERATING REVENUE TOTAL:	4,096	3,500	2,760	3,500
TOTAL REVENUES & TRANSFERS-IN	42,689	48,500	28,760	28,500
TOTAL AVAILABLE RESOURCES	115,408	164,168	142,367	65,702

HARRIS COUNTY, TEXAS

FY 2025 FINAL ESTIMATE OF AVAILABLE RESOURCES

2193 - COUNTYWIDE RCDS MGMT CRIMINAL

	Prior Year	Current Year		Next Year
	FY 2023 Actuals	FY 2024 Adjusted Estimate of Resources	FY 2024 Estimated Actuals	FY 2025 Estimate of Resources
Available Beginning Cash & Investments	1,753	23,771	21,533	45,624
REVENUES & TRANSFERS-IN				
<u>CHARGES FOR SERVICES</u>				
RECORDS MANAGEMENT				
427111 - DC ORIGINAL RECORDS MGMT	30,028	30,000	20,000	18,000
427121 - CTY WIDE CRIM RECORDS PRESERV	6,073	5,100	2,950	2,350
RECORDS MANAGEMENT	36,101	35,100	22,950	20,350
CHARGES FOR SERVICES TOTAL:	36,101	35,100	22,950	20,350
<u>NON OPERATING REVENUE</u>				
NON OPERATING INTEREST				
493100 - INTEREST EARNINGS	74	50	340	750
493300 - INTEREST REVENUE INVESTMENT	442	500	800	750
NON OPERATING INTEREST	516	550	1,140	1,500
NON OPERATING REVENUE TOTAL:	516	550	1,140	1,500
TOTAL REVENUES & TRANSFERS-IN	36,617	35,650	24,090	21,850
TOTAL AVAILABLE RESOURCES	38,370	59,421	45,623	67,474

HARRIS COUNTY, TEXAS

FY 2025 FINAL ESTIMATE OF AVAILABLE RESOURCES

2194 - COUNTY CLERK RECORDS MGMT SB41

	Prior Year	Current Year		Next Year
	FY 2023 Actuals	FY 2024 Adjusted Estimate of Resources	FY 2024 Estimated Actuals	FY 2025 Estimate of Resources
Available Beginning Cash & Investments	389,951	504,628	583,867	539,051
REVENUES & TRANSFERS-IN				
<u>CHARGES FOR SERVICES</u>				
RECORDS MANAGEMENT				
427132 - CO CLERK RECORDS MANAGEMENT	612,595	600,000	620,000	625,000
RECORDS MANAGEMENT	612,595	600,000	620,000	625,000
CHARGES FOR SERVICES TOTAL:	612,595	600,000	620,000	625,000
<u>NON OPERATING REVENUE</u>				
NON OPERATING INTEREST				
493100 - INTEREST EARNINGS	3,401	2,500	6,282	11,250
493300 - INTEREST REVENUE INVESTMENT	16,419	15,000	13,000	11,250
NON OPERATING INTEREST	19,820	17,500	19,282	22,500
NON OPERATING REVENUE TOTAL:	19,820	17,500	19,282	22,500
TOTAL REVENUES & TRANSFERS-IN	632,415	617,500	639,282	647,500
TOTAL AVAILABLE RESOURCES	1,022,366	1,122,128	1,223,149	1,186,551

HARRIS COUNTY, TEXAS

FY 2025 FINAL ESTIMATE OF AVAILABLE RESOURCES

2201 - DONATION FUND

	Prior Year	Current Year		Next Year
	FY 2023 Actuals	FY 2024 Adjusted Estimate of Resources	FY 2024 Estimated Actuals	FY 2025 Estimate of Resources
Available Beginning Cash & Investments	2,093,875	2,296,406	2,016,000	3,663,912
REVENUES & TRANSFERS-IN				
<u>MISCELLANEOUS</u>				
CONTRIBUTIONS OTHER				
486000 - CONTRIBUTIONS OTHER	146,279	8,925	20,580	0
CONTRIBUTIONS OTHER	146,279	8,925	20,580	0
MISC. REVENUE OTHER				
488018 - MISC OTHER	751,478	1,700,000	1,816,750	0
488019 - PRIOR PERIOD MISCELLANEOUS	-191,839	0	0	0
MISC. REVENUE OTHER	559,639	1,700,000	1,816,750	0
MISCELLANEOUS TOTAL:	705,918	1,708,925	1,837,330	0
TOTAL REVENUES & TRANSFERS-IN	705,918	1,708,925	1,837,330	0
TOTAL AVAILABLE RESOURCES	2,799,793	4,005,331	3,853,330	3,663,912

HARRIS COUNTY, TEXAS

FY 2025 FINAL ESTIMATE OF AVAILABLE RESOURCES

2202 - JUROR DONATION PROGRAMS

	Prior Year	Current Year		Next Year
	FY 2023 Actuals	FY 2024 Adjusted Estimate of Resources	FY 2024 Estimated Actuals	FY 2025 Estimate of Resources
Available Beginning Cash & Investments	80,079	83,324	86,006	115,610
REVENUES & TRANSFERS-IN				
<u>MISCELLANEOUS</u>				
CONTRIBUTIONS OTHER				
486000 - CONTRIBUTIONS OTHER	16,604	0	37,194	0
CONTRIBUTIONS OTHER	16,604	0	37,194	0
MISCELLANEOUS TOTAL:	16,604	0	37,194	0
<u>NON OPERATING REVENUE</u>				
NON OPERATING INTEREST				
493100 - INTEREST EARNINGS	579	400	1,095	2,000
493300 - INTEREST REVENUE INVESTMENT	2,745	2,500	2,300	2,000
NON OPERATING INTEREST	3,324	2,900	3,395	4,000
NON OPERATING REVENUE TOTAL:	3,324	2,900	3,395	4,000
TOTAL REVENUES & TRANSFERS-IN	19,928	2,900	40,589	4,000
TOTAL AVAILABLE RESOURCES	100,007	86,224	126,595	119,610

HARRIS COUNTY, TEXAS

FY 2025 FINAL ESTIMATE OF AVAILABLE RESOURCES

2203 - LIBRARY DONATION FUND

	Prior Year	Current Year		Next Year
	FY 2023 Actuals	FY 2024 Adjusted Estimate of Resources	FY 2024 Estimated Actuals	FY 2025 Estimate of Resources
Available Beginning Cash & Investments	789,995	139,633	851,419	1,171,951
REVENUES & TRANSFERS-IN				
<u>INTERGOVERNMENTAL</u>				
INTERGOV REVENUE - CITY/OTHER				
412100 - CITY AND OTHER MISC	5,000	0	0	0
INTERGOV REVENUE - CITY/OTHER	5,000	0	0	0
INTERGOVERNMENTAL TOTAL:	5,000	0	0	0
<u>MISCELLANEOUS</u>				
CONTRIBUTIONS OTHER				
486000 - CONTRIBUTIONS OTHER	2,392	0	0	0
486001 - CONTRIBUTIONS BOOKS	70,576	54,000	74,012	68,500
486004 - CONTRIBUTIONS TEMP PERSONNEL	8,750	0	16,100	0
486005 - CONTRIBUTIONS UNALLOCATED	78,260	66,000	427,051	653,000
CONTRIBUTIONS OTHER	159,978	120,000	517,163	721,500
LIBRARY CONCESSIONS				
486400 - LIBRARY CONCESSIONS	2,759	0	2,084	0
LIBRARY CONCESSIONS	2,759	0	2,084	0
MISCELLANEOUS TOTAL:	162,737	120,000	519,247	721,500
<u>NON OPERATING REVENUE</u>				
NON OPERATING INTEREST				
493100 - INTEREST EARNINGS	5,777	4,000	11,427	22,000
493300 - INTEREST REVENUE INVESTMENT	27,308	23,000	25,000	22,000
NON OPERATING INTEREST	33,085	27,000	36,427	44,000
NON OPERATING REVENUE TOTAL:	33,085	27,000	36,427	44,000
<u>TRANSFERS IN&OTHER FIN SOURCES</u>				
RESIDUAL EQUITY TRANSFER IN				
499003 - TRANSFER IN MATERLS AND SUPPLI	2,778	0	0	0

HARRIS COUNTY, TEXAS

FY 2025 FINAL ESTIMATE OF AVAILABLE RESOURCES

2203 - LIBRARY DONATION FUND

	Prior Year	Current Year		Next Year
	FY 2023 Actuals	FY 2024 Adjusted Estimate of Resources	FY 2024 Estimated Actuals	FY 2025 Estimate of Resources
RESIDUAL EQUITY TRANSFER IN	2,778	0	0	0
TRANSFERS IN&OTHER FIN SOURCES TOTAL:	2,778	0	0	0
TOTAL REVENUES & TRANSFERS-IN	203,600	147,000	555,674	765,500
TOTAL AVAILABLE RESOURCES	993,595	286,633	1,407,093	1,937,451

HARRIS COUNTY, TEXAS

FY 2025 FINAL ESTIMATE OF AVAILABLE RESOURCES

2210 - COURT FACILITY FEE FUND

	Prior Year	Current Year		Next Year
	FY 2023 Actuals	FY 2024 Adjusted Estimate of Resources	FY 2024 Estimated Actuals	FY 2025 Estimate of Resources
Available Beginning Cash & Investments	1,274,618	3,200,118	3,412,561	5,521,961
REVENUES & TRANSFERS-IN				
<u>CHARGES FOR SERVICES</u>				
JUDICIAL FEES				
427054 - COURT FACILITY FEE	2,028,690	2,020,000	1,960,000	2,065,000
JUDICIAL FEES	2,028,690	2,020,000	1,960,000	2,065,000
CHARGES FOR SERVICES TOTAL:	2,028,690	2,020,000	1,960,000	2,065,000
<u>NON OPERATING REVENUE</u>				
NON OPERATING INTEREST				
493100 - INTEREST EARNINGS	18,386	12,000	47,400	87,500
493300 - INTEREST REVENUE INVESTMENT	90,866	60,000	102,000	87,500
NON OPERATING INTEREST	109,252	72,000	149,400	175,000
NON OPERATING REVENUE TOTAL:	109,252	72,000	149,400	175,000
TOTAL REVENUES & TRANSFERS-IN	2,137,942	2,092,000	2,109,400	2,240,000
TOTAL AVAILABLE RESOURCES	3,412,560	5,292,118	5,521,961	7,761,961

HARRIS COUNTY, TEXAS

FY 2025 FINAL ESTIMATE OF AVAILABLE RESOURCES

2211 - COUNTY CLERK OF THE COURT FUND

	Prior Year	Current Year		Next Year
	FY 2023 Actuals	FY 2024 Adjusted Estimate of Resources	FY 2024 Estimated Actuals	FY 2025 Estimate of Resources
Available Beginning Cash & Investments	1,477,275	1,723,543	1,819,264	2,117,289
REVENUES & TRANSFERS-IN				
<u>CHARGES FOR SERVICES</u>				
JUDICIAL FEES				
427055 - CLERK OF THE COURT FEE	2,089,152	2,100,000	2,100,000	2,200,000
JUDICIAL FEES	2,089,152	2,100,000	2,100,000	2,200,000
CHARGES FOR SERVICES TOTAL:	2,089,152	2,100,000	2,100,000	2,200,000
<u>NON OPERATING REVENUE</u>				
NON OPERATING INTEREST				
493100 - INTEREST EARNINGS	11,879	8,000	22,081	40,000
493300 - INTEREST REVENUE INVESTMENT	56,455	45,000	47,000	40,000
NON OPERATING INTEREST	68,334	53,000	69,081	80,000
NON OPERATING REVENUE TOTAL:	68,334	53,000	69,081	80,000
TOTAL REVENUES & TRANSFERS-IN	2,157,486	2,153,000	2,169,081	2,280,000
TOTAL AVAILABLE RESOURCES	3,634,761	3,876,543	3,988,345	4,397,289

HARRIS COUNTY, TEXAS

FY 2025 FINAL ESTIMATE OF AVAILABLE RESOURCES

2212 - DIST CLERK OF THE COURT

	Prior Year	Current Year		Next Year
	FY 2023 Actuals	FY 2024 Adjusted Estimate of Resources	FY 2024 Estimated Actuals	FY 2025 Estimate of Resources
Available Beginning Cash & Investments	2,743,168	3,006,458	3,351,728	3,629,040
REVENUES & TRANSFERS-IN				
<u>CHARGES FOR SERVICES</u>				
FEES OF OFFICE				
425000 - 550-DCO DISTRICT CLERK OFFICE	10,847	0	15,000	0
FEES OF OFFICE	10,847	0	15,000	0
JUDICIAL FEES				
427055 - CLERK OF THE COURT FEE	4,468,043	4,200,000	4,300,000	4,400,000
JUDICIAL FEES	4,468,043	4,200,000	4,300,000	4,400,000
CHARGES FOR SERVICES TOTAL:	4,478,890	4,200,000	4,315,000	4,400,000
<u>NON OPERATING REVENUE</u>				
NON OPERATING INTEREST				
493100 - INTEREST EARNINGS	21,507	15,000	39,123	67,500
493300 - INTEREST REVENUE INVESTMENT	101,519	75,000	79,000	67,500
NON OPERATING INTEREST	123,026	90,000	118,123	135,000
NON OPERATING REVENUE TOTAL:	123,026	90,000	118,123	135,000
TOTAL REVENUES & TRANSFERS-IN	4,601,916	4,290,000	4,433,123	4,535,000
TOTAL AVAILABLE RESOURCES	7,345,084	7,296,458	7,784,851	8,164,040

HARRIS COUNTY, TEXAS

FY 2025 FINAL ESTIMATE OF AVAILABLE RESOURCES

2213 - LANGUAGE ACCESS FUND

	Prior Year	Current Year		Next Year
	FY 2023 Actuals	FY 2024 Adjusted Estimate of Resources	FY 2024 Estimated Actuals	FY 2025 Estimate of Resources
Available Beginning Cash & Investments	486,809	734,201	764,103	945,397
REVENUES & TRANSFERS-IN				
<u>CHARGES FOR SERVICES</u>				
JUDICIAL FEES				
427056 - LANGUAGE ACCESS FEE	753,520	765,000	725,500	780,000
JUDICIAL FEES	753,520	765,000	725,500	780,000
CHARGES FOR SERVICES TOTAL:	753,520	765,000	725,500	780,000
<u>NON OPERATING REVENUE</u>				
NON OPERATING INTEREST				
493100 - INTEREST EARNINGS	4,449	4,000	11,399	22,000
493300 - INTEREST REVENUE INVESTMENT	19,325	15,000	25,000	22,000
NON OPERATING INTEREST	23,774	19,000	36,399	44,000
NON OPERATING REVENUE TOTAL:	23,774	19,000	36,399	44,000
TOTAL REVENUES & TRANSFERS-IN	777,294	784,000	761,899	824,000
TOTAL AVAILABLE RESOURCES	1,264,103	1,518,201	1,526,002	1,769,397

HARRIS COUNTY, TEXAS

FY 2025 FINAL ESTIMATE OF AVAILABLE RESOURCES

2214 - JUDICIAL EDU AND SUPPORT FUND

	Prior Year	Current Year		Next Year
	FY 2023 Actuals	FY 2024 Adjusted Estimate of Resources	FY 2024 Estimated Actuals	FY 2025 Estimate of Resources
Available Beginning Cash & Investments	38,701	76,068	70,465	80,010
REVENUES & TRANSFERS-IN				
<u>CHARGES FOR SERVICES</u>				
JUDICIAL FEES				
427058 - JUDICIAL EDUCATION SUPPORT FEE	47,315	48,000	46,000	48,000
JUDICIAL FEES	47,315	48,000	46,000	48,000
CHARGES FOR SERVICES TOTAL:	47,315	48,000	46,000	48,000
<u>NON OPERATING REVENUE</u>				
NON OPERATING INTEREST				
493100 - INTEREST EARNINGS	456	400	878	2,000
493300 - INTEREST REVENUE INVESTMENT	2,168	2,500	2,000	2,000
NON OPERATING INTEREST	2,624	2,900	2,878	4,000
NON OPERATING REVENUE TOTAL:	2,624	2,900	2,878	4,000
TOTAL REVENUES & TRANSFERS-IN	49,939	50,900	48,878	52,000
TOTAL AVAILABLE RESOURCES	88,640	126,968	119,343	132,010

HARRIS COUNTY, TEXAS

FY 2025 FINAL ESTIMATE OF AVAILABLE RESOURCES

2215 - JUSTICE COURT SUPPORT FUND

	Prior Year	Current Year		Next Year
	FY 2023 Actuals	FY 2024 Adjusted Estimate of Resources	FY 2024 Estimated Actuals	FY 2025 Estimate of Resources
Available Beginning Cash & Investments	2,463,391	6,307,404	6,392,086	10,511,009
REVENUES & TRANSFERS-IN				
<u>CHARGES FOR SERVICES</u>				
JUDICIAL FEES				
427059 - JUSTICE COURT SUPPORT FUND	3,743,475	3,784,500	3,835,000	3,907,000
JUDICIAL FEES	3,743,475	3,784,500	3,835,000	3,907,000
CHARGES FOR SERVICES TOTAL:	3,743,475	3,784,500	3,835,000	3,907,000
<u>NON OPERATING REVENUE</u>				
NON OPERATING INTEREST				
493100 - INTEREST EARNINGS	32,942	25,000	88,923	165,000
493300 - INTEREST REVENUE INVESTMENT	163,211	110,000	195,000	165,000
NON OPERATING INTEREST	196,153	135,000	283,923	330,000
NON OPERATING REVENUE TOTAL:	196,153	135,000	283,923	330,000
TOTAL REVENUES & TRANSFERS-IN	3,939,628	3,919,500	4,118,923	4,237,000
TOTAL AVAILABLE RESOURCES	6,403,019	10,226,904	10,511,009	14,748,009

HARRIS COUNTY, TEXAS

FY 2025 FINAL ESTIMATE OF AVAILABLE RESOURCES

2216 - JUSTICE COURT TECHNOLOGY FUND

	Prior Year	Current Year		Next Year
	FY 2023 Actuals	FY 2024 Adjusted Estimate of Resources	FY 2024 Estimated Actuals	FY 2025 Estimate of Resources
Available Beginning Cash & Investments	2,554,476	2,088,032	1,954,125	1,545,944
REVENUES & TRANSFERS-IN				
<u>CHARGES FOR SERVICES</u>				
FEES-OTHER				
421017 - JUSTICE COURT TECH FEES	443,677	469,300	428,500	470,200
FEES-OTHER	443,677	469,300	428,500	470,200
CHARGES FOR SERVICES TOTAL:	443,677	469,300	428,500	470,200
<u>NON OPERATING REVENUE</u>				
NON OPERATING INTEREST				
493100 - INTEREST EARNINGS	15,296	12,000	20,978	35,000
493300 - INTEREST REVENUE INVESTMENT	69,628	60,000	45,000	35,000
NON OPERATING INTEREST	84,924	72,000	65,978	70,000
NON OPERATING REVENUE TOTAL:	84,924	72,000	65,978	70,000
TOTAL REVENUES & TRANSFERS-IN	528,601	541,300	494,478	540,200
TOTAL AVAILABLE RESOURCES	3,083,077	2,629,332	2,448,603	2,086,144

HARRIS COUNTY, TEXAS

FY 2025 FINAL ESTIMATE OF AVAILABLE RESOURCES

2221 - CHILD ABUSE PREVENTION FUND

	Prior Year	Current Year		Next Year
	FY 2023 Actuals	FY 2024 Adjusted Estimate of Resources	FY 2024 Estimated Actuals	FY 2025 Estimate of Resources
Available Beginning Cash & Investments	138,265	154,294	154,840	172,861
REVENUES & TRANSFERS-IN				
<u>CHARGES FOR SERVICES</u>				
FEES-OTHER				
421045 - CHILD ABUSE PREVENTION FEE	10,593	12,400	12,300	13,400
FEES-OTHER	10,593	12,400	12,300	13,400
CHARGES FOR SERVICES TOTAL:	10,593	12,400	12,300	13,400
<u>NON OPERATING REVENUE</u>				
NON OPERATING INTEREST				
493100 - INTEREST EARNINGS	1,048	1,000	1,848	3,500
493300 - INTEREST REVENUE INVESTMENT	4,934	5,000	4,000	3,500
NON OPERATING INTEREST	5,982	6,000	5,848	7,000
NON OPERATING REVENUE TOTAL:	5,982	6,000	5,848	7,000
TOTAL REVENUES & TRANSFERS-IN	16,575	18,400	18,148	20,400
TOTAL AVAILABLE RESOURCES	154,840	172,694	172,988	193,261

HARRIS COUNTY, TEXAS

FY 2025 FINAL ESTIMATE OF AVAILABLE RESOURCES

2226 - BAIL BOND BOARD

	Prior Year	Current Year		Next Year
	FY 2023 Actuals	FY 2024 Adjusted Estimate of Resources	FY 2024 Estimated Actuals	FY 2025 Estimate of Resources
Available Beginning Cash & Investments	114,138	101,378	103,443	86,761
REVENUES & TRANSFERS-IN				
<u>CHARGES FOR SERVICES</u>				
FEES-OTHER				
421031 - FEES BAILBOND LICENSE	10,507	10,000	14,000	15,000
FEES-OTHER	10,507	10,000	14,000	15,000
CHARGES FOR SERVICES TOTAL:	10,507	10,000	14,000	15,000
<u>NON OPERATING REVENUE</u>				
NON OPERATING INTEREST				
493100 - INTEREST EARNINGS	751	800	1,214	2,250
493300 - INTEREST REVENUE INVESTMENT	3,419	3,500	2,500	2,250
NON OPERATING INTEREST	4,170	4,300	3,714	4,500
NON OPERATING REVENUE TOTAL:	4,170	4,300	3,714	4,500
TOTAL REVENUES & TRANSFERS-IN	14,677	14,300	17,714	19,500
TOTAL AVAILABLE RESOURCES	128,815	115,678	121,157	106,261

HARRIS COUNTY, TEXAS

FY 2025 FINAL ESTIMATE OF AVAILABLE RESOURCES

2231 - DA FIRST CHANCE INTER PROGRAM

	Prior Year	Current Year		Next Year
	FY 2023 Actuals	FY 2024 Adjusted Estimate of Resources	FY 2024 Estimated Actuals	FY 2025 Estimate of Resources
Available Beginning Cash & Investments	195,138	201,038	203,130	210,685
REVENUES & TRANSFERS-IN				
<u>NON OPERATING REVENUE</u>				
NON OPERATING INTEREST				
493100 - INTEREST EARNINGS	1,406	1,300	2,355	5,000
493300 - INTEREST REVENUE INVESTMENT	6,586	6,000	5,200	5,000
NON OPERATING INTEREST	7,992	7,300	7,555	10,000
NON OPERATING REVENUE TOTAL:	7,992	7,300	7,555	10,000
TOTAL REVENUES & TRANSFERS-IN	7,992	7,300	7,555	10,000
TOTAL AVAILABLE RESOURCES	203,130	208,338	210,685	220,685

HARRIS COUNTY, TEXAS

FY 2025 FINAL ESTIMATE OF AVAILABLE RESOURCES

2236 - LOCAL YOUTH DIVERSION FUND

	Prior Year	Current Year		Next Year
	FY 2023 Actuals	FY 2024 Adjusted Estimate of Resources	FY 2024 Estimated Actuals	FY 2025 Estimate of Resources
Available Beginning Cash & Investments	3,813,615	3,734,042	3,718,500	3,047,660
REVENUES & TRANSFERS-IN				
<u>CHARGES FOR SERVICES</u>				
FEES-OTHER				
421046 - JUVENILE CASE MANAGER FEE	28,266	24,450	23,150	18,250
FEES-OTHER	28,266	24,450	23,150	18,250
JUDICIAL FEES				
427004 - TRUANCY PREVENTION AND DIVER	526,250	565,500	463,500	507,500
JUDICIAL FEES	526,250	565,500	463,500	507,500
CHARGES FOR SERVICES TOTAL:	554,516	589,950	486,650	525,750
<u>MISCELLANEOUS</u>				
MISC. REVENUE OTHER				
488018 - MISC OTHER	149	0	0	0
MISC. REVENUE OTHER	149	0	0	0
MISCELLANEOUS TOTAL:	149	0	0	0
<u>NON OPERATING REVENUE</u>				
NON OPERATING INTEREST				
493100 - INTEREST EARNINGS	26,149	20,000	40,126	69,000
493300 - INTEREST REVENUE INVESTMENT	122,074	95,000	80,000	69,000
NON OPERATING INTEREST	148,223	115,000	120,126	138,000
NON OPERATING REVENUE TOTAL:	148,223	115,000	120,126	138,000
TOTAL REVENUES & TRANSFERS-IN	702,888	704,950	606,776	663,750
TOTAL AVAILABLE RESOURCES	4,516,503	4,438,992	4,325,276	3,711,410

HARRIS COUNTY, TEXAS

FY 2025 FINAL ESTIMATE OF AVAILABLE RESOURCES

2246 - SPECIALTY COURT PROGRAM

	Prior Year	Current Year		Next Year
	FY 2023 Actuals	FY 2024 Adjusted Estimate of Resources	FY 2024 Estimated Actuals	FY 2025 Estimate of Resources
Available Beginning Cash & Investments	2,366,946	2,182,636	2,220,900	1,986,888
REVENUES & TRANSFERS-IN				
<u>CHARGES FOR SERVICES</u>				
JUDICIAL FEES				
427001 - DRUG COURT PROGRAM FEE	111,801	112,350	106,150	112,200
JUDICIAL FEES	111,801	112,350	106,150	112,200
CHARGES FOR SERVICES TOTAL:	111,801	112,350	106,150	112,200
<u>NON OPERATING REVENUE</u>				
NON OPERATING INTEREST				
493100 - INTEREST EARNINGS	15,849	12,000	24,477	42,500
493300 - INTEREST REVENUE INVESTMENT	73,562	60,000	49,000	42,500
NON OPERATING INTEREST	89,411	72,000	73,477	85,000
NON OPERATING REVENUE TOTAL:	89,411	72,000	73,477	85,000
TOTAL REVENUES & TRANSFERS-IN	201,212	184,350	179,627	197,200
TOTAL AVAILABLE RESOURCES	2,568,158	2,366,986	2,400,527	2,184,088

HARRIS COUNTY, TEXAS

FY 2025 FINAL ESTIMATE OF AVAILABLE RESOURCES

2251 - COUNTY DISTRICT TECHNOLOGY

	Prior Year	Current Year		Next Year
	FY 2023 Actuals	FY 2024 Adjusted Estimate of Resources	FY 2024 Estimated Actuals	FY 2025 Estimate of Resources
Available Beginning Cash & Investments	559,151	595,882	581,834	400,214
REVENUES & TRANSFERS-IN				
<u>CHARGES FOR SERVICES</u>				
JUDICIAL FEES				
427002 - CTY DISTRICT TECHNOLOGY FEE	20,017	23,150	16,640	19,060
JUDICIAL FEES	20,017	23,150	16,640	19,060
CHARGES FOR SERVICES TOTAL:	20,017	23,150	16,640	19,060
<u>NON OPERATING REVENUE</u>				
NON OPERATING INTEREST				
493100 - INTEREST EARNINGS	4,101	3,800	5,788	10,000
493300 - INTEREST REVENUE INVESTMENT	19,229	18,000	11,000	10,000
NON OPERATING INTEREST	23,330	21,800	16,788	20,000
NON OPERATING REVENUE TOTAL:	23,330	21,800	16,788	20,000
TOTAL REVENUES & TRANSFERS-IN	43,347	44,950	33,428	39,060
TOTAL AVAILABLE RESOURCES	602,498	640,832	615,262	439,274

HARRIS COUNTY, TEXAS

FY 2025 FINAL ESTIMATE OF AVAILABLE RESOURCES

2256 - STORMWATER MGT FUND

	Prior Year	Current Year		Next Year
	FY 2023 Actuals	FY 2024 Adjusted Estimate of Resources	FY 2024 Estimated Actuals	FY 2025 Estimate of Resources
Available Beginning Cash & Investments	14,669	0	0	0
REVENUES & TRANSFERS-IN				
<u>NON OPERATING REVENUE</u>				
NON OPERATING INTEREST				
493100 - INTEREST EARNINGS	0	0	0	0
493300 - INTEREST REVENUE INVESTMENT	-60	0	0	0
NON OPERATING INTEREST	-60	0	0	0
NON OPERATING REVENUE TOTAL:	-60	0	0	0
TOTAL REVENUES & TRANSFERS-IN	-60	0	0	0
TOTAL AVAILABLE RESOURCES	14,609	0	0	0

HARRIS COUNTY, TEXAS

FY 2025 FINAL ESTIMATE OF AVAILABLE RESOURCES

2261 - DA DIVERSION PROGRAMS

	Prior Year	Current Year		Next Year
	FY 2023 Actuals	FY 2024 Adjusted Estimate of Resources	FY 2024 Estimated Actuals	FY 2025 Estimate of Resources
Available Beginning Cash & Investments	1,968,735	2,834,405	2,942,191	3,604,490
REVENUES & TRANSFERS-IN				
<u>CHARGES FOR SERVICES</u>				
FEES-OTHER				
421600 - DWI PRE-TRIAL INTERVENTION	1,502,701	1,500,000	1,250,000	1,200,000
421601 - MISDEMEANOR PRE-TRIAL INTERVEN	0	0	100	0
421602 - DA CLEAN AND GREEN PROGRAM	162,718	175,000	150,000	150,000
421605 - DA FELONY DIVERSION PROGRAM	1,900	3,000	2,600	3,000
421606 - DA CHECK FRAUD PTI	1,000	2,000	5,000	6,000
421607 - DA ENVIRONMENTAL PTI	3,229	3,000	3,500	4,000
421609 - DA PROSTITUTION PTI	15,600	17,000	7,000	8,000
FEES-OTHER	1,687,148	1,700,000	1,418,200	1,371,000
CHARGES FOR SERVICES TOTAL:	1,687,148	1,700,000	1,418,200	1,371,000
<u>NON OPERATING REVENUE</u>				
NON OPERATING INTEREST				
493100 - INTEREST EARNINGS	18,199	12,000	36,449	67,500
493300 - INTEREST REVENUE INVESTMENT	87,691	65,000	78,000	67,500
NON OPERATING INTEREST	105,890	77,000	114,449	135,000
NON OPERATING REVENUE TOTAL:	105,890	77,000	114,449	135,000
TOTAL REVENUES & TRANSFERS-IN	1,793,038	1,777,000	1,532,649	1,506,000
TOTAL AVAILABLE RESOURCES	3,761,773	4,611,405	4,474,840	5,110,490

HARRIS COUNTY, TEXAS

FY 2025 FINAL ESTIMATE OF AVAILABLE RESOURCES

2266 - GULF OF MEX ENERGY SEC ACT

	Prior Year	Current Year		Next Year
	FY 2023 Actuals	FY 2024 Adjusted Estimate of Resources	FY 2024 Estimated Actuals	FY 2025 Estimate of Resources
Available Beginning Cash & Investments	13,785,939	13,535,291	13,692,901	18,053,005
REVENUES & TRANSFERS-IN				
<u>INTERGOVERNMENTAL</u>				
INTERGOV REVENUE - FEDERAL				
410700 - FEDERAL MISC	3,781,652	3,785,015	3,785,015	0
INTERGOV REVENUE - FEDERAL	3,781,652	3,785,015	3,785,015	0
INTERGOVERNMENTAL TOTAL:	3,781,652	3,785,015	3,785,015	0
<u>NON OPERATING REVENUE</u>				
NON OPERATING INTEREST				
493100 - INTEREST EARNINGS	86,554	65,000	175,090	330,000
493300 - INTEREST REVENUE INVESTMENT	438,756	315,000	500,000	330,000
NON OPERATING INTEREST	525,310	380,000	675,090	660,000
NON OPERATING REVENUE TOTAL:	525,310	380,000	675,090	660,000
TOTAL REVENUES & TRANSFERS-IN	4,306,962	4,165,015	4,460,105	660,000
TOTAL AVAILABLE RESOURCES	18,092,901	17,700,306	18,153,006	18,713,005

HARRIS COUNTY, TEXAS

FY 2025 FINAL ESTIMATE OF AVAILABLE RESOURCES

2271 - VETERINARY PUBLIC HEALTH

	Prior Year	Current Year		Next Year
	FY 2023 Actuals	FY 2024 Adjusted Estimate of Resources	FY 2024 Estimated Actuals	FY 2025 Estimate of Resources
Available Beginning Cash & Investments	1,246,202	1,280,830	1,147,854	1,273,288
REVENUES & TRANSFERS-IN				
<u>CHARGES FOR SERVICES</u>				
FEES-OTHER				
421020 - FEES ANIMAL CONTROL	571,272	726,000	675,000	690,000
FEES-OTHER	571,272	726,000	675,000	690,000
CHARGES FOR SERVICES TOTAL:	571,272	726,000	675,000	690,000
<u>MISCELLANEOUS</u>				
MISC. REVENUE OTHER				
488019 - PRIOR PERIOD MISCELLANEOUS	0	0	259	0
488310 - HOT CHECK REVENUE CLEARING	-106	0	0	0
MISC. REVENUE OTHER	-106	0	259	0
MISCELLANEOUS TOTAL:	-106	0	259	0
<u>NON OPERATING REVENUE</u>				
NON OPERATING INTEREST				
493100 - INTEREST EARNINGS	8,533	8,000	13,860	25,000
493300 - INTEREST REVENUE INVESTMENT	38,912	35,000	29,000	25,000
NON OPERATING INTEREST	47,445	43,000	42,860	50,000
NON OPERATING REVENUE TOTAL:	47,445	43,000	42,860	50,000
TOTAL REVENUES & TRANSFERS-IN	618,611	769,000	718,119	740,000
TOTAL AVAILABLE RESOURCES	1,864,813	2,049,830	1,865,973	2,013,288

HARRIS COUNTY, TEXAS

FY 2025 FINAL ESTIMATE OF AVAILABLE RESOURCES

2272 - VPH DONATIONS FUND

	Prior Year	Current Year		Next Year
	FY 2023 Actuals	FY 2024 Adjusted Estimate of Resources	FY 2024 Estimated Actuals	FY 2025 Estimate of Resources
Available Beginning Cash & Investments	0	201,030	187,891	197,452
REVENUES & TRANSFERS-IN				
<u>MISCELLANEOUS</u>				
CONTRIBUTIONS OTHER				
486000 - CONTRIBUTIONS OTHER	11,519	5,950	11,400	0
CONTRIBUTIONS OTHER	11,519	5,950	11,400	0
MISC. REVENUE OTHER				
488019 - PRIOR PERIOD MISCELLANEOUS	191,839	0	0	0
MISC. REVENUE OTHER	191,839	0	0	0
MISCELLANEOUS TOTAL:	203,358	5,950	11,400	0
<u>NON OPERATING REVENUE</u>				
NON OPERATING INTEREST				
493100 - INTEREST EARNINGS	578	3,000	2,217	4,000
493300 - INTEREST REVENUE INVESTMENT	3,872	6,000	4,500	4,000
NON OPERATING INTEREST	4,450	9,000	6,717	8,000
NON OPERATING REVENUE TOTAL:	4,450	9,000	6,717	8,000
TOTAL REVENUES & TRANSFERS-IN	207,808	14,950	18,117	8,000
TOTAL AVAILABLE RESOURCES	207,808	215,980	206,008	205,452

HARRIS COUNTY, TEXAS

FY 2025 FINAL ESTIMATE OF AVAILABLE RESOURCES

2276 - POLLUTION CNTRL MITIGATION

	Prior Year	Current Year		Next Year
	FY 2023 Actuals	FY 2024 Adjusted Estimate of Resources	FY 2024 Estimated Actuals	FY 2025 Estimate of Resources
Available Beginning Cash & Investments	1,174	0	0	0
REVENUES & TRANSFERS-IN				
<u>NON OPERATING REVENUE</u>				
NON OPERATING INTEREST				
493300 - INTEREST REVENUE INVESTMENT	3	0	0	0
NON OPERATING INTEREST	3	0	0	0
NON OPERATING REVENUE TOTAL:	3	0	0	0
TOTAL REVENUES & TRANSFERS-IN	3	0	0	0
TOTAL AVAILABLE RESOURCES	1,177	0	0	0

HARRIS COUNTY, TEXAS

FY 2025 FINAL ESTIMATE OF AVAILABLE RESOURCES

2279 - HOUSEHOLD HAZ WASTE CTR

	Prior Year	Current Year		Next Year
	FY 2023 Actuals	FY 2024 Adjusted Estimate of Resources	FY 2024 Estimated Actuals	FY 2025 Estimate of Resources
Available Beginning Cash & Investments	11,575	0	0	0
REVENUES & TRANSFERS-IN				
<u>NON OPERATING REVENUE</u>				
NON OPERATING INTEREST				
493100 - INTEREST EARNINGS	1	0	0	0
493300 - INTEREST REVENUE INVESTMENT	-49	0	0	0
NON OPERATING INTEREST	-48	0	0	0
NON OPERATING REVENUE TOTAL:	-48	0	0	0
TOTAL REVENUES & TRANSFERS-IN	-48	0	0	0
TOTAL AVAILABLE RESOURCES	11,527	0	0	0

HARRIS COUNTY, TEXAS

FY 2025 FINAL ESTIMATE OF AVAILABLE RESOURCES

2296 - SEP ENVIRO ENFORCEMENT CON 1

	Prior Year	Current Year		Next Year
	FY 2023 Actuals	FY 2024 Adjusted Estimate of Resources	FY 2024 Estimated Actuals	FY 2025 Estimate of Resources
Available Beginning Cash & Investments	145,681	110,962	109,827	135,169
REVENUES & TRANSFERS-IN				
<u>MISCELLANEOUS</u>				
MISC. REVENUE OTHER				
488012 - MISC RESTITUTION	5,000	75,000	75,000	0
MISC. REVENUE OTHER	5,000	75,000	75,000	0
MISCELLANEOUS TOTAL:	5,000	75,000	75,000	0
<u>NON OPERATING REVENUE</u>				
NON OPERATING INTEREST				
493100 - INTEREST EARNINGS	856	1,200	1,356	3,000
493300 - INTEREST REVENUE INVESTMENT	3,892	3,500	3,100	3,000
NON OPERATING INTEREST	4,748	4,700	4,456	6,000
NON OPERATING REVENUE TOTAL:	4,748	4,700	4,456	6,000
TOTAL REVENUES & TRANSFERS-IN	9,748	79,700	79,456	6,000
TOTAL AVAILABLE RESOURCES	155,429	190,662	189,283	141,169

HARRIS COUNTY, TEXAS

FY 2025 FINAL ESTIMATE OF AVAILABLE RESOURCES

2301 - COMM DEV FINANCIAL SURETIES

	Prior Year	Current Year		Next Year
	FY 2023 Actuals	FY 2024 Adjusted Estimate of Resources	FY 2024 Estimated Actuals	FY 2025 Estimate of Resources
Available Beginning Cash & Investments	2,555,885	3,163,885	3,167,462	3,499,426
REVENUES & TRANSFERS-IN				
<u>CHARGES FOR SERVICES</u>				
FEES-OTHER				
421407 - RESTRICTED DEV COMM SUBDIVISIO	525,730	550,000	400,000	425,000
FEES-OTHER	525,730	550,000	400,000	425,000
CHARGES FOR SERVICES TOTAL:	525,730	550,000	400,000	425,000
<u>NON OPERATING REVENUE</u>				
NON OPERATING INTEREST				
493100 - INTEREST EARNINGS	20,821	18,000	37,127	65,000
493300 - INTEREST REVENUE INVESTMENT	98,174	75,000	77,000	65,000
NON OPERATING INTEREST	118,995	93,000	114,127	130,000
NON OPERATING REVENUE TOTAL:	118,995	93,000	114,127	130,000
TOTAL REVENUES & TRANSFERS-IN	644,725	643,000	514,127	555,000
TOTAL AVAILABLE RESOURCES	3,200,610	3,806,885	3,681,589	4,054,426

HARRIS COUNTY, TEXAS

FY 2025 FINAL ESTIMATE OF AVAILABLE RESOURCES

2311 - CRIM COURTS AV EQUIP

	Prior Year	Current Year		Next Year
	FY 2023 Actuals	FY 2024 Adjusted Estimate of Resources	FY 2024 Estimated Actuals	FY 2025 Estimate of Resources
Available Beginning Cash & Investments	63,538	65,437	66,140	68,507
REVENUES & TRANSFERS-IN				
<u>NON OPERATING REVENUE</u>				
NON OPERATING INTEREST				
493100 - INTEREST EARNINGS	458	450	767	1,500
493300 - INTEREST REVENUE INVESTMENT	2,144	2,000	1,600	1,500
NON OPERATING INTEREST	2,602	2,450	2,367	3,000
NON OPERATING REVENUE TOTAL:	2,602	2,450	2,367	3,000
TOTAL REVENUES & TRANSFERS-IN	2,602	2,450	2,367	3,000
TOTAL AVAILABLE RESOURCES	66,140	67,887	68,507	71,507

HARRIS COUNTY, TEXAS

FY 2025 FINAL ESTIMATE OF AVAILABLE RESOURCES

2316 - MEDICAID ADMIN CLAIM REIMB

	Prior Year	Current Year		Next Year
	FY 2023 Actuals	FY 2024 Adjusted Estimate of Resources	FY 2024 Estimated Actuals	FY 2025 Estimate of Resources
Available Beginning Cash & Investments	1,687,366	1,023,822	1,010,725	974,312
REVENUES & TRANSFERS-IN				
<u>INTERGOVERNMENTAL</u>				
INTERGOV REVENUE - STATE				
411216 - STATE MISC	947,859	1,010,000	943,411	992,000
INTERGOV REVENUE - STATE	947,859	1,010,000	943,411	992,000
INTERGOV REVENUE - CITY/OTHER				
412100 - CITY AND OTHER MISC	0	0	1,300	0
INTERGOV REVENUE - CITY/OTHER	0	0	1,300	0
INTERGOVERNMENTAL TOTAL:	947,859	1,010,000	944,711	992,000
<u>CHARGES FOR SERVICES</u>				
FEES-OTHER				
421024 - FEES HEALTH SLID SCALE	16,520	16,200	14,800	17,000
421300 - FEES HEALTH IMMUNIZATION	9,673	12,000	7,000	8,000
421301 - FEES HEALTH TB	8,500	8,000	13,000	14,000
421900 - FEES MISCELLANEOUS	2,050	1,350	1,400	0
FEES-OTHER	36,743	37,550	36,200	39,000
CHARGES FOR SERVICES TOTAL:	36,743	37,550	36,200	39,000
<u>MISCELLANEOUS</u>				
MISC. REVENUE OTHER				
488018 - MISC OTHER	5,906	3,911	3,911	0
488022 - COPIES PUBLIC RECORDS	1,472	2,000	1,000	1,500
MISC. REVENUE OTHER	7,378	5,911	4,911	1,500
MISCELLANEOUS TOTAL:	7,378	5,911	4,911	1,500
<u>NON OPERATING REVENUE</u>				
NON OPERATING INTEREST				
493100 - INTEREST EARNINGS	9,333	9,500	11,756	20,000

HARRIS COUNTY, TEXAS

FY 2025 FINAL ESTIMATE OF AVAILABLE RESOURCES

2316 - MEDICAID ADMIN CLAIM REIMB

	Prior Year	Current Year		Next Year
	FY 2023 Actuals	FY 2024 Adjusted Estimate of Resources	FY 2024 Estimated Actuals	FY 2025 Estimate of Resources
493300 - INTEREST REVENUE INVESTMENT	42,578	35,000	22,000	20,000
NON OPERATING INTEREST	51,911	44,500	33,756	40,000
NON OPERATING REVENUE TOTAL:	51,911	44,500	33,756	40,000
TOTAL REVENUES & TRANSFERS-IN	1,043,891	1,097,961	1,019,578	1,072,500
TOTAL AVAILABLE RESOURCES	2,731,257	2,121,783	2,030,303	2,046,812

HARRIS COUNTY, TEXAS

FY 2025 FINAL ESTIMATE OF AVAILABLE RESOURCES

2321 - DISPUTE RESOLUTION

	Prior Year	Current Year		Next Year
	FY 2023 Actuals	FY 2024 Adjusted Estimate of Resources	FY 2024 Estimated Actuals	FY 2025 Estimate of Resources
Available Beginning Cash & Investments	1,398,423	2,327,222	2,471,415	3,476,629
REVENUES & TRANSFERS-IN				
<u>CHARGES FOR SERVICES</u>				
JUDICIAL FEES				
427016 - FEES DISPUTE RESOLUTION	2,206,758	2,131,500	2,191,000	2,342,000
JUDICIAL FEES	2,206,758	2,131,500	2,191,000	2,342,000
CHARGES FOR SERVICES TOTAL:	2,206,758	2,131,500	2,191,000	2,342,000
<u>NON OPERATING REVENUE</u>				
NON OPERATING INTEREST				
493100 - INTEREST EARNINGS	14,102	15,000	31,573	57,500
493300 - INTEREST REVENUE INVESTMENT	68,810	50,000	68,000	57,500
NON OPERATING INTEREST	82,912	65,000	99,573	115,000
NON OPERATING REVENUE TOTAL:	82,912	65,000	99,573	115,000
TOTAL REVENUES & TRANSFERS-IN	2,289,670	2,196,500	2,290,573	2,457,000
TOTAL AVAILABLE RESOURCES	3,688,093	4,523,722	4,761,988	5,933,629

HARRIS COUNTY, TEXAS

FY 2025 FINAL ESTIMATE OF AVAILABLE RESOURCES

2326 - FIRE CODE FEE

	Prior Year	Current Year		Next Year
	FY 2023 Actuals	FY 2024 Adjusted Estimate of Resources	FY 2024 Estimated Actuals	FY 2025 Estimate of Resources
Available Beginning Cash & Investments	5,215,283	11,116,571	12,209,941	16,574,784
REVENUES & TRANSFERS-IN				
<u>CHARGES FOR SERVICES</u>				
FEES-OTHER				
421021 - FEES FIRE CODE PERMIT	12,488,335	12,250,000	12,000,000	12,250,000
421202 - FEES FIRE MARSHALL	0	0	10,140	10,400
421205 - FIRE MARSHAL INSPECT COMPLAINT	321,880	312,000	385,000	390,000
FEES-OTHER	12,810,215	12,562,000	12,395,140	12,650,400
CHARGES FOR SERVICES TOTAL:	12,810,215	12,562,000	12,395,140	12,650,400
<u>MISCELLANEOUS</u>				
MISC. REVENUE OTHER				
488012 - MISC RESTITUTION	156,400	77,233	106,218	0
488018 - MISC OTHER	3,132	0	0	0
488019 - PRIOR PERIOD MISCELLANEOUS	-260	0	0	0
488020 - SALE OF PROPERTY AND EQUIPMENT	26,350	0	29,445	0
MISC. REVENUE OTHER	185,622	77,233	135,663	0
MISCELLANEOUS TOTAL:	185,622	77,233	135,663	0
<u>NON OPERATING REVENUE</u>				
NON OPERATING INTEREST				
493100 - INTEREST EARNINGS	65,651	50,000	148,385	275,000
493300 - INTEREST REVENUE INVESTMENT	326,191	200,000	333,000	275,000
NON OPERATING INTEREST	391,842	250,000	481,385	550,000
NON OPERATING REVENUE TOTAL:	391,842	250,000	481,385	550,000
<u>TRANSFERS IN&OTHER FIN SOURCES</u>				
RESIDUAL EQUITY TRANSFER IN				
499002 - TRANSFER IN SALARIES	1,170	0	0	0
RESIDUAL EQUITY TRANSFER IN	1,170	0	0	0
TRANSFERS IN&OTHER FIN SOURCES TOTAL:	1,170	0	0	0

HARRIS COUNTY, TEXAS

FY 2025 FINAL ESTIMATE OF AVAILABLE RESOURCES

2326 - FIRE CODE FEE

	Prior Year	Current Year		Next Year
	FY 2023 Actuals	FY 2024 Adjusted Estimate of Resources	FY 2024 Estimated Actuals	FY 2025 Estimate of Resources
TOTAL REVENUES & TRANSFERS-IN	13,388,849	12,889,233	13,012,188	13,200,400
TOTAL AVAILABLE RESOURCES	18,604,132	24,005,804	25,222,129	29,775,184

HARRIS COUNTY, TEXAS

FY 2025 FINAL ESTIMATE OF AVAILABLE RESOURCES

2327 - BOARDING HOME FINES & FEES

	Prior Year	Current Year		Next Year
	FY 2023 Actuals	FY 2024 Adjusted Estimate of Resources	FY 2024 Estimated Actuals	FY 2025 Estimate of Resources
Available Beginning Cash & Investments	25,462	81,133	63,307	114,067
REVENUES & TRANSFERS-IN				
<u>CHARGES FOR SERVICES</u>				
FEES-OTHER				
421035 - FEES BLDG PERMITS	20,660	19,000	30,000	35,000
421210 - HCSO - Boarding Home Citations	119,000	145,000	145,000	150,000
FEES-OTHER	139,660	164,000	175,000	185,000
CHARGES FOR SERVICES TOTAL:	139,660	164,000	175,000	185,000
<u>MISCELLANEOUS</u>				
MISC. REVENUE OTHER				
488019 - PRIOR PERIOD MISCELLANEOUS	-3,000	0	334	0
MISC. REVENUE OTHER	-3,000	0	334	0
MISCELLANEOUS TOTAL:	-3,000	0	334	0
<u>NON OPERATING REVENUE</u>				
NON OPERATING INTEREST				
493100 - INTEREST EARNINGS	337	300	952	2,500
493300 - INTEREST REVENUE INVESTMENT	1,678	2,000	2,200	2,500
NON OPERATING INTEREST	2,015	2,300	3,152	5,000
NON OPERATING REVENUE TOTAL:	2,015	2,300	3,152	5,000
TOTAL REVENUES & TRANSFERS-IN	138,675	166,300	178,486	190,000
TOTAL AVAILABLE RESOURCES	164,137	247,433	241,793	304,067

HARRIS COUNTY, TEXAS

FY 2025 FINAL ESTIMATE OF AVAILABLE RESOURCES

2331 - LEOSE LAW ENFORCEMENT

	Prior Year	Current Year		Next Year
	FY 2023 Actuals	FY 2024 Adjusted Estimate of Resources	FY 2024 Estimated Actuals	FY 2025 Estimate of Resources
Available Beginning Cash & Investments	261,912	556,512	493,482	702,535
REVENUES & TRANSFERS-IN				
<u>INTERGOVERNMENTAL</u>				
INTERGOV REVENUE - STATE				
411216 - STATE MISC	554,526	653,978	780,780	0
INTERGOV REVENUE - STATE	554,526	653,978	780,780	0
INTERGOVERNMENTAL TOTAL:	554,526	653,978	780,780	0
<u>CHARGES FOR SERVICES</u>				
FEES-OTHER				
421027 - FEES WORTHLESS CHECKS	4,572	0	0	0
FEES-OTHER	4,572	0	0	0
CHARGES FOR SERVICES TOTAL:	4,572	0	0	0
<u>NON OPERATING REVENUE</u>				
NON OPERATING INTEREST				
493100 - INTEREST EARNINGS	3,396	2,500	7,662	17,500
493300 - INTEREST REVENUE INVESTMENT	16,865	16,000	21,000	17,500
NON OPERATING INTEREST	20,261	18,500	28,662	35,000
NON OPERATING REVENUE TOTAL:	20,261	18,500	28,662	35,000
TOTAL REVENUES & TRANSFERS-IN	579,359	672,478	809,442	35,000
TOTAL AVAILABLE RESOURCES	841,271	1,228,990	1,302,924	737,535

HARRIS COUNTY, TEXAS

FY 2025 FINAL ESTIMATE OF AVAILABLE RESOURCES

2336 - JUVENILE PROBATION FEE

	Prior Year	Current Year		Next Year
	FY 2023 Actuals	FY 2024 Adjusted Estimate of Resources	FY 2024 Estimated Actuals	FY 2025 Estimate of Resources
Available Beginning Cash & Investments	534,076	576,667	581,090	617,592
REVENUES & TRANSFERS-IN				
<u>CHARGES FOR SERVICES</u>				
JUDICIAL FEES				
427015 - FEES JUVENILE PROBATION	42,980	40,000	16,500	12,000
JUDICIAL FEES	42,980	40,000	16,500	12,000
CHARGES FOR SERVICES TOTAL:	42,980	40,000	16,500	12,000
<u>NON OPERATING REVENUE</u>				
NON OPERATING INTEREST				
493100 - INTEREST EARNINGS	4,166	5,000	21,466	36,000
NON OPERATING INTEREST	4,166	5,000	21,466	36,000
NON OPERATING REVENUE TOTAL:	4,166	5,000	21,466	36,000
TOTAL REVENUES & TRANSFERS-IN	47,146	45,000	37,966	48,000
TOTAL AVAILABLE RESOURCES	581,222	621,667	619,056	665,592

HARRIS COUNTY, TEXAS

FY 2025 FINAL ESTIMATE OF AVAILABLE RESOURCES

2341 - FOOD PERMIT FEES

	Prior Year	Current Year		Next Year
	FY 2023 Actuals	FY 2024 Adjusted Estimate of Resources	FY 2024 Estimated Actuals	FY 2025 Estimate of Resources
Available Beginning Cash & Investments	1,428,220	1,891,324	1,957,698	2,659,945
REVENUES & TRANSFERS-IN				
<u>CHARGES FOR SERVICES</u>				
FEES-OTHER				
421302 - FEES FOOD PERMIT	4,281,315	4,300,000	4,900,000	5,000,000
421900 - FEES MISCELLANEOUS	17,350	20,000	9,000	10,000
FEES-OTHER	4,298,665	4,320,000	4,909,000	5,010,000
CHARGES FOR SERVICES TOTAL:	4,298,665	4,320,000	4,909,000	5,010,000
<u>MISCELLANEOUS</u>				
MISC. REVENUE OTHER				
488017 - ADMINISTRATIVE REVENUE	10,000	10,000	10,000	10,000
488310 - HOT CHECK REVENUE CLEARING	-134	0	0	0
MISC. REVENUE OTHER	9,866	10,000	10,000	10,000
MISCELLANEOUS TOTAL:	9,866	10,000	10,000	10,000
<u>NON OPERATING REVENUE</u>				
NON OPERATING INTEREST				
493100 - INTEREST EARNINGS	12,189	8,000	24,068	47,500
493300 - INTEREST REVENUE INVESTMENT	59,039	50,000	55,000	47,500
NON OPERATING INTEREST	71,228	58,000	79,068	95,000
NON OPERATING REVENUE TOTAL:	71,228	58,000	79,068	95,000
TOTAL REVENUES & TRANSFERS-IN	4,379,759	4,388,000	4,998,068	5,115,000
TOTAL AVAILABLE RESOURCES	5,807,979	6,279,324	6,955,766	7,774,945

HARRIS COUNTY, TEXAS

FY 2025 FINAL ESTIMATE OF AVAILABLE RESOURCES

2346 - COURT REPORTER SERVICE

	Prior Year	Current Year		Next Year
	FY 2023 Actuals	FY 2024 Adjusted Estimate of Resources	FY 2024 Estimated Actuals	FY 2025 Estimate of Resources
Available Beginning Cash & Investments	4,108,345	4,799,463	4,792,383	4,928,123
REVENUES & TRANSFERS-IN				
<u>CHARGES FOR SERVICES</u>				
JUDICIAL FEES				
427017 - FEES COURT REPORTERS	2,547,709	2,390,000	2,475,000	2,585,000
JUDICIAL FEES	2,547,709	2,390,000	2,475,000	2,585,000
CHARGES FOR SERVICES TOTAL:	2,547,709	2,390,000	2,475,000	2,585,000
<u>NON OPERATING REVENUE</u>				
NON OPERATING INTEREST				
493100 - INTEREST EARNINGS	32,297	25,000	59,338	105,000
493300 - INTEREST REVENUE INVESTMENT	150,315	115,000	120,000	105,000
NON OPERATING INTEREST	182,612	140,000	179,338	210,000
NON OPERATING REVENUE TOTAL:	182,612	140,000	179,338	210,000
TOTAL REVENUES & TRANSFERS-IN	2,730,321	2,530,000	2,654,338	2,795,000
TOTAL AVAILABLE RESOURCES	6,838,666	7,329,463	7,446,721	7,723,123

HARRIS COUNTY, TEXAS

FY 2025 FINAL ESTIMATE OF AVAILABLE RESOURCES

2351 - JUVENILE DELINQUENCY PREVENT

	Prior Year	Current Year		Next Year
	FY 2023 Actuals	FY 2024 Adjusted Estimate of Resources	FY 2024 Estimated Actuals	FY 2025 Estimate of Resources
Available Beginning Cash & Investments	134	187	196	206
REVENUES & TRANSFERS-IN				
<u>CHARGES FOR SERVICES</u>				
JUDICIAL FEES				
427018 - FEES JUV DELINQUENT PREVENTION	54	0	0	0
JUDICIAL FEES	54	0	0	0
CHARGES FOR SERVICES TOTAL:	54	0	0	0
<u>NON OPERATING REVENUE</u>				
NON OPERATING INTEREST				
493100 - INTEREST EARNINGS	1	0	3	3
493300 - INTEREST REVENUE INVESTMENT	6	2	3	3
NON OPERATING INTEREST	7	2	6	6
NON OPERATING REVENUE TOTAL:	7	2	6	6
TOTAL REVENUES & TRANSFERS-IN	61	2	6	6
TOTAL AVAILABLE RESOURCES	195	189	202	212

HARRIS COUNTY, TEXAS

FY 2025 FINAL ESTIMATE OF AVAILABLE RESOURCES

2356 - SUPPLEMENTAL GUARDIANSHIP

	Prior Year	Current Year		Next Year
	FY 2023 Actuals	FY 2024 Adjusted Estimate of Resources	FY 2024 Estimated Actuals	FY 2025 Estimate of Resources
Available Beginning Cash & Investments	1,553,586	1,758,223	1,740,555	1,717,512
REVENUES & TRANSFERS-IN				
<u>CHARGES FOR SERVICES</u>				
JUDICIAL FEES				
427006 - SUPPLEMENTAL GUARDIANSHIP	201,540	215,000	220,000	225,000
427057 - PROBATE ADMIN FEE	100,770	105,000	0	0
JUDICIAL FEES	302,310	320,000	220,000	225,000
CHARGES FOR SERVICES TOTAL:	302,310	320,000	220,000	225,000
<u>NON OPERATING REVENUE</u>				
NON OPERATING INTEREST				
493100 - INTEREST EARNINGS	11,837	10,000	19,924	35,000
493300 - INTEREST REVENUE INVESTMENT	55,600	45,000	40,000	35,000
NON OPERATING INTEREST	67,437	55,000	59,924	70,000
NON OPERATING REVENUE TOTAL:	67,437	55,000	59,924	70,000
TOTAL REVENUES & TRANSFERS-IN	369,747	375,000	279,924	295,000
TOTAL AVAILABLE RESOURCES	1,923,333	2,133,223	2,020,479	2,012,512

HARRIS COUNTY, TEXAS

FY 2025 FINAL ESTIMATE OF AVAILABLE RESOURCES

2361 - COURTHOUSE SECURITY

	Prior Year	Current Year		Next Year
	FY 2023 Actuals	FY 2024 Adjusted Estimate of Resources	FY 2024 Estimated Actuals	FY 2025 Estimate of Resources
Available Beginning Cash & Investments	953,292	1,360,253	1,597,830	1,505,757
REVENUES & TRANSFERS-IN				
<u>CHARGES FOR SERVICES</u>				
JUDICIAL FEES				
427050 - FEES COURTHOUSE SECURITY	3,094,569	2,902,300	2,679,050	2,506,700
JUDICIAL FEES	3,094,569	2,902,300	2,679,050	2,506,700
CHARGES FOR SERVICES TOTAL:	3,094,569	2,902,300	2,679,050	2,506,700
<u>MISCELLANEOUS</u>				
MISC. REVENUE OTHER				
488019 - PRIOR PERIOD MISCELLANEOUS	-331	0	0	0
MISC. REVENUE OTHER	-331	0	0	0
MISCELLANEOUS TOTAL:	-331	0	0	0
<u>NON OPERATING REVENUE</u>				
NON OPERATING INTEREST				
493100 - INTEREST EARNINGS	9,332	8,000	18,031	32,500
493300 - INTEREST REVENUE INVESTMENT	44,806	30,000	36,000	32,500
NON OPERATING INTEREST	54,138	38,000	54,031	65,000
NON OPERATING REVENUE TOTAL:	54,138	38,000	54,031	65,000
TOTAL REVENUES & TRANSFERS-IN	3,148,376	2,940,300	2,733,081	2,571,700
TOTAL AVAILABLE RESOURCES	4,101,668	4,300,553	4,330,911	4,077,457

HARRIS COUNTY, TEXAS

FY 2025 FINAL ESTIMATE OF AVAILABLE RESOURCES

2376 - FPM PROPERTY MAINTENANCE

	Prior Year	Current Year		Next Year
	FY 2023 Actuals	FY 2024 Adjusted Estimate of Resources	FY 2024 Estimated Actuals	FY 2025 Estimate of Resources
Available Beginning Cash & Investments	68,714	71,184	71,497	74,026
REVENUES & TRANSFERS-IN				
<u>NON OPERATING REVENUE</u>				
NON OPERATING INTEREST				
493100 - INTEREST EARNINGS	495	1,000	829	1,750
493300 - INTEREST REVENUE INVESTMENT	2,319	3,000	1,700	1,750
NON OPERATING INTEREST	2,814	4,000	2,529	3,500
NON OPERATING REVENUE TOTAL:	2,814	4,000	2,529	3,500
TOTAL REVENUES & TRANSFERS-IN	2,814	4,000	2,529	3,500
TOTAL AVAILABLE RESOURCES	71,528	75,184	74,026	77,526

HARRIS COUNTY, TEXAS

FY 2025 FINAL ESTIMATE OF AVAILABLE RESOURCES

2381 - IFS TRAINING

	Prior Year	Current Year		Next Year
	FY 2023 Actuals	FY 2024 Adjusted Estimate of Resources	FY 2024 Estimated Actuals	FY 2025 Estimate of Resources
Available Beginning Cash & Investments	16,534	22,169	17,500	15,326
REVENUES & TRANSFERS-IN				
<u>MISCELLANEOUS</u>				
MISC. REVENUE REIMBURSEMENTS				
485035 - REIMB IFS CRIME LAB	8,322	15,000	9,000	11,000
MISC. REVENUE REIMBURSEMENTS	8,322	15,000	9,000	11,000
MISCELLANEOUS TOTAL:	8,322	15,000	9,000	11,000
<u>NON OPERATING REVENUE</u>				
NON OPERATING INTEREST				
493100 - INTEREST EARNINGS	142	250	174	500
493300 - INTEREST REVENUE INVESTMENT	648	1,000	375	500
NON OPERATING INTEREST	790	1,250	549	1,000
NON OPERATING REVENUE TOTAL:	790	1,250	549	1,000
TOTAL REVENUES & TRANSFERS-IN	9,112	16,250	9,549	12,000
TOTAL AVAILABLE RESOURCES	25,646	38,419	27,049	27,326

HARRIS COUNTY, TEXAS

FY 2025 FINAL ESTIMATE OF AVAILABLE RESOURCES

2386 - COUNTY LAW LIBRARY

	Prior Year	Current Year		Next Year
	FY 2023 Actuals	FY 2024 Adjusted Estimate of Resources	FY 2024 Estimated Actuals	FY 2025 Estimate of Resources
Available Beginning Cash & Investments	2,686,537	3,801,169	4,313,698	5,725,605
REVENUES & TRANSFERS-IN				
<u>CHARGES FOR SERVICES</u>				
FEES-OTHER				
421011 - FEES LAW LIBRARY	3,558,482	3,305,000	3,420,000	3,525,000
FEES-OTHER	3,558,482	3,305,000	3,420,000	3,525,000
CHARGES FOR SERVICES TOTAL:	3,558,482	3,305,000	3,420,000	3,525,000
<u>MISCELLANEOUS</u>				
MISC. REVENUE REIMBURSEMENTS				
485027 - REIMB OTHER	1,440	0	0	0
MISC. REVENUE REIMBURSEMENTS	1,440	0	0	0
MISC. REVENUE OTHER				
488019 - PRIOR PERIOD MISCELLANEOUS	-2,279	0	0	0
488022 - COPIES PUBLIC RECORDS	29,790	20,000	36,000	40,000
MISC. REVENUE OTHER	27,511	20,000	36,000	40,000
MISCELLANEOUS TOTAL:	28,951	20,000	36,000	40,000
<u>NON OPERATING REVENUE</u>				
NON OPERATING INTEREST				
493100 - INTEREST EARNINGS	25,771	19,000	55,376	100,000
493300 - INTEREST REVENUE INVESTMENT	123,299	90,000	120,000	100,000
NON OPERATING INTEREST	149,070	109,000	175,376	200,000
NON OPERATING REVENUE TOTAL:	149,070	109,000	175,376	200,000
TOTAL REVENUES & TRANSFERS-IN	3,736,503	3,434,000	3,631,376	3,765,000
TOTAL AVAILABLE RESOURCES	6,423,040	7,235,169	7,945,074	9,490,605

HARRIS COUNTY, TEXAS

FY 2025 FINAL ESTIMATE OF AVAILABLE RESOURCES

2391 - ENVIRONMENTAL RESTITUTION

	Prior Year	Current Year		Next Year
	FY 2023 Actuals	FY 2024 Adjusted Estimate of Resources	FY 2024 Estimated Actuals	FY 2025 Estimate of Resources
Available Beginning Cash & Investments	5,655,420	5,617,783	5,684,720	5,885,633
REVENUES & TRANSFERS-IN				
<u>NON OPERATING REVENUE</u>				
NON OPERATING INTEREST				
493100 - INTEREST EARNINGS	39,395	30,000	65,912	117,500
493300 - INTEREST REVENUE INVESTMENT	184,542	140,000	135,000	117,500
NON OPERATING INTEREST	223,937	170,000	200,912	235,000
NON OPERATING REVENUE TOTAL:	223,937	170,000	200,912	235,000
TOTAL REVENUES & TRANSFERS-IN	223,937	170,000	200,912	235,000
TOTAL AVAILABLE RESOURCES	5,879,357	5,787,783	5,885,632	6,120,633

HARRIS COUNTY, TEXAS

FY 2025 FINAL ESTIMATE OF AVAILABLE RESOURCES

2402 - TIRZ AFFORD HOUSING INT

	Prior Year	Current Year		Next Year
	FY 2023 Actuals	FY 2024 Adjusted Estimate of Resources	FY 2024 Estimated Actuals	FY 2025 Estimate of Resources
Available Beginning Cash & Investments	514,624	3,810,699	3,711,977	3,996,348
REVENUES & TRANSFERS-IN				
<u>MISCELLANEOUS</u>				
MISC. REVENUE OTHER				
488010 - MISC TIRZ SET ASIDE	221,697	275,000	230,000	250,000
MISC. REVENUE OTHER	221,697	275,000	230,000	250,000
MISCELLANEOUS TOTAL:	221,697	275,000	230,000	250,000
<u>NON OPERATING REVENUE</u>				
NON OPERATING INTEREST				
493100 - INTEREST EARNINGS	9,627	6,000	36,870	40,000
493300 - INTEREST REVENUE INVESTMENT	17,703	20,000	17,500	40,000
NON OPERATING INTEREST	27,330	26,000	54,370	80,000
NON OPERATING REVENUE TOTAL:	27,330	26,000	54,370	80,000
TOTAL REVENUES & TRANSFERS-IN	249,027	301,000	284,370	330,000
TOTAL AVAILABLE RESOURCES	763,651	4,111,699	3,996,347	4,326,348

HARRIS COUNTY, TEXAS

FY 2025 FINAL ESTIMATE OF AVAILABLE RESOURCES

2411 - POOL PERMIT FEES

	Prior Year	Current Year		Next Year
	FY 2023 Actuals	FY 2024 Adjusted Estimate of Resources	FY 2024 Estimated Actuals	FY 2025 Estimate of Resources
Available Beginning Cash & Investments	144,468	80,562	221,068	334,124
REVENUES & TRANSFERS-IN				
<u>MISCELLANEOUS</u>				
MISC. REVENUE OTHER				
488018 - MISC OTHER	144,400	140,000	200,000	205,000
488019 - PRIOR PERIOD MISCELLANEOUS	0	0	3,825	0
MISC. REVENUE OTHER	144,400	140,000	203,825	205,000
MISCELLANEOUS TOTAL:	144,400	140,000	203,825	205,000
<u>NON OPERATING REVENUE</u>				
NON OPERATING INTEREST				
493100 - INTEREST EARNINGS	1,283	1,500	2,597	6,000
493300 - INTEREST REVENUE INVESTMENT	6,316	4,500	6,200	6,000
NON OPERATING INTEREST	7,599	6,000	8,797	12,000
NON OPERATING REVENUE TOTAL:	7,599	6,000	8,797	12,000
TOTAL REVENUES & TRANSFERS-IN	151,999	146,000	212,622	217,000
TOTAL AVAILABLE RESOURCES	296,467	226,562	433,690	551,124

HARRIS COUNTY, TEXAS

FY 2025 FINAL ESTIMATE OF AVAILABLE RESOURCES

2420 - COUNTY JURY FUND SB346

	Prior Year	Current Year		Next Year
	FY 2023 Actuals	FY 2024 Adjusted Estimate of Resources	FY 2024 Estimated Actuals	FY 2025 Estimate of Resources
Available Beginning Cash & Investments	665,748	1,313,716	1,437,281	1,484,944
REVENUES & TRANSFERS-IN				
<u>CHARGES FOR SERVICES</u>				
JUDICIAL FEES				
427052 - COUNTY JURY REIMBURSEMENT FEES	1,030,458	956,870	979,566	1,001,100
JUDICIAL FEES	1,030,458	956,870	979,566	1,001,100
CHARGES FOR SERVICES TOTAL:	1,030,458	956,870	979,566	1,001,100
<u>NON OPERATING REVENUE</u>				
NON OPERATING INTEREST				
493100 - INTEREST EARNINGS	8,479	7,500	17,149	32,500
493300 - INTEREST REVENUE INVESTMENT	40,534	30,000	37,000	32,500
NON OPERATING INTEREST	49,013	37,500	54,149	65,000
NON OPERATING REVENUE TOTAL:	49,013	37,500	54,149	65,000
TOTAL REVENUES & TRANSFERS-IN	1,079,471	994,370	1,033,715	1,066,100
TOTAL AVAILABLE RESOURCES	1,745,219	2,308,086	2,470,996	2,551,044

HARRIS COUNTY, TEXAS

FY 2025 FINAL ESTIMATE OF AVAILABLE RESOURCES

2421 - TIME PAYMENT FUND SB346

	Prior Year	Current Year		Next Year
	FY 2023 Actuals	FY 2024 Adjusted Estimate of Resources	FY 2024 Estimated Actuals	FY 2025 Estimate of Resources
Available Beginning Cash & Investments	258,134	392,244	391,486	507,863
REVENUES & TRANSFERS-IN				
<u>CHARGES FOR SERVICES</u>				
JUDICIAL FEES				
427010 - TIME PAYMENT FEE TPF 10 PER	119,201	130,950	100,441	114,500
JUDICIAL FEES	119,201	130,950	100,441	114,500
CHARGES FOR SERVICES TOTAL:	119,201	130,950	100,441	114,500
<u>NON OPERATING REVENUE</u>				
NON OPERATING INTEREST				
493100 - INTEREST EARNINGS	2,439	1,700	4,935	10,000
493300 - INTEREST REVENUE INVESTMENT	11,711	10,000	11,000	10,000
NON OPERATING INTEREST	14,150	11,700	15,935	20,000
NON OPERATING REVENUE TOTAL:	14,150	11,700	15,935	20,000
TOTAL REVENUES & TRANSFERS-IN	133,351	142,650	116,376	134,500
TOTAL AVAILABLE RESOURCES	391,485	534,894	507,862	642,363

HARRIS COUNTY, TEXAS

FY 2025 FINAL ESTIMATE OF AVAILABLE RESOURCES

2701 - CAD RMS PROJECT

	Prior Year	Current Year		Next Year
	FY 2023 Actuals	FY 2024 Adjusted Estimate of Resources	FY 2024 Estimated Actuals	FY 2025 Estimate of Resources
Available Beginning Cash & Investments	1,143,373	685,486	669,366	624,919
REVENUES & TRANSFERS-IN				
<u>NON OPERATING REVENUE</u>				
NON OPERATING INTEREST				
493100 - INTEREST EARNINGS	6,403	7,000	7,670	15,000
493300 - INTEREST REVENUE INVESTMENT	26,641	24,000	16,000	15,000
NON OPERATING INTEREST	33,044	31,000	23,670	30,000
NON OPERATING REVENUE TOTAL:	33,044	31,000	23,670	30,000
TOTAL REVENUES & TRANSFERS-IN	33,044	31,000	23,670	30,000
TOTAL AVAILABLE RESOURCES	1,176,417	716,486	693,036	654,919

HARRIS COUNTY, TEXAS

FY 2025 FINAL ESTIMATE OF AVAILABLE RESOURCES

2704 - EL FRANCO LEE

	Prior Year	Current Year		Next Year
	FY 2023 Actuals	FY 2024 Adjusted Estimate of Resources	FY 2024 Estimated Actuals	FY 2025 Estimate of Resources
Available Beginning Cash & Investments	311,380	320,837	324,133	335,890
REVENUES & TRANSFERS-IN				
<u>NON OPERATING REVENUE</u>				
NON OPERATING INTEREST				
493100 - INTEREST EARNINGS	2,244	2,500	3,758	7,500
493300 - INTEREST REVENUE INVESTMENT	10,509	10,000	8,000	7,500
NON OPERATING INTEREST	12,753	12,500	11,758	15,000
NON OPERATING REVENUE TOTAL:	12,753	12,500	11,758	15,000
TOTAL REVENUES & TRANSFERS-IN	12,753	12,500	11,758	15,000
TOTAL AVAILABLE RESOURCES	324,133	333,337	335,891	350,890

HARRIS COUNTY, TEXAS

FY 2025 FINAL ESTIMATE OF AVAILABLE RESOURCES

2705 - HC PARTNERSHIP FUND

	Prior Year	Current Year		Next Year
	FY 2023 Actuals	FY 2024 Adjusted Estimate of Resources	FY 2024 Estimated Actuals	FY 2025 Estimate of Resources
Available Beginning Cash & Investments	86,683	286,825	793,654	1,071,307
REVENUES & TRANSFERS-IN				
<u>INTERGOVERNMENTAL</u>				
INTERGOV REVENUE - CITY/OTHER				
412100 - CITY AND OTHER MISC	500,000	250,250	250,250	0
INTERGOV REVENUE - CITY/OTHER	500,000	250,250	250,250	0
INTERGOVERNMENTAL TOTAL:	500,000	250,250	250,250	0
<u>MISCELLANEOUS</u>				
MISC. REVENUE OTHER				
488018 - MISC OTHER	280,000	0	752,000	0
MISC. REVENUE OTHER	280,000	0	752,000	0
MISCELLANEOUS TOTAL:	280,000	0	752,000	0
<u>NON OPERATING REVENUE</u>				
NON OPERATING INTEREST				
493100 - INTEREST EARNINGS	1,909	1,500	7,403	15,000
493300 - INTEREST REVENUE INVESTMENT	11,635	7,500	18,000	15,000
NON OPERATING INTEREST	13,544	9,000	25,403	30,000
NON OPERATING REVENUE TOTAL:	13,544	9,000	25,403	30,000
TOTAL REVENUES & TRANSFERS-IN	793,544	259,250	1,027,653	30,000
TOTAL AVAILABLE RESOURCES	880,227	546,075	1,821,307	1,101,307

PROPRIETARY FUNDS

Enterprise Funds are used to account for operations that are financed and operated in a manner similar to private business enterprises where the intent of the governing body is that the costs (expenses, including depreciation) of providing goods or services to the general public on a continuing basis be financed or recovered primarily through user charges, or where the governing body has decided that periodic determination of revenues earned, expenses incurred, and/or net income is appropriate for capital maintenance, public policy, management control, accountability, or other purposes.

Parking Facilities - 5201

This fund is used to account for the acquisition, operation and maintenance of the County's parking facilities. These facilities are intended to be financed primarily through user charges.

TRA Revenue Collections - 5301

This fund accounts for all toll revenue collected. The revenues are to be used for the Debt Service Fund, Debt Service Reserve Fund, project expenses, establishment and maintenance of the Operating Reserve, the Renewal and Replacement Fund, subordinate indebtedness and the Surplus Fund.

TRA Operation and Maintenance - 5302

This fund is used to account for all project expenses. It is funded by the TRA Revenue Fund.

TRA Tunnel Ferry Operation & Maintenance - 5310

This fund is used for the maintenance and operations of the Washburn Tunnel and the Lynchburg Ferry.

Flood Control Transfers Reserve – 5315

This fund was established for separate accountability of the future transfers of funds for the flood resilience trust and sub-drainage program as approved by Commissioners Court.

TRA Renewal Replacement - 5321

This fund is funded by the TRA Revenue Fund. Funds held in here may be used for repairs, replacements, extensions, renewals, betterments, improvements and reconstruction expenses of the Toll Road that are not specific project expenses. Transfers to the Debt Service and Debt Service Reserve Fund to maintain the required balances may also occur from this fund.

PROPRIETARY FUNDS

TRA Revenue Pool Construction - 5501

This fund is used to account for planning and building new toll roads.

TRA Tunnel Ferry Revenue PL Construction – 5510

This fund is used for the capital improvements of the Washburn Tunnel and the Lynchburg Ferry.

PROPRIETARY FUNDS

Internal Service Funds are used to account for the financing of goods or services provided by one department or agency to other departments or agencies of the governmental unit, or to other governmental units, on a cost-reimbursement basis.

Central Service - VMC - 5101

This fund is used to account for the operation and maintenance of the County's Vehicle Maintenance Department, which is to be financed through user charges.

Public Safety Technology Services - 5102

This fund is used to account for the operation and maintenance of County radios, which is financed through user charges.

Inmate Industries - 5103

This fund is used to account for printing services provided to County departments. This fund is financed by user charges.

Health Insurance Trust Management - 5104

This fund is used to account for County employees' group health insurance activities.

Workers' Compensation - 5121

This fund is used to account for the County's Workers' Compensation Fund to include medical and indemnity payments as required by law for on-the-job related injuries.

Risk Management - 5122

This fund is used to account for the County's risk management services, which include coordination of all insurance policies and management of self-insured risk.

Unemployment Insurance - 5123

This fund is used to account for unemployment insurance.

HARRIS COUNTY, TEXAS

FY 2025 FINAL ESTIMATE OF AVAILABLE RESOURCES

5201 - PARKING FACILITIES

	Prior Year	Current Year		Next Year
	FY 2023 Actuals	FY 2024 Adjusted Estimate of Resources	FY 2024 Estimated Actuals	FY 2025 Estimate of Resources
Available Beginning Cash & Investments	23,163,356	26,818,532	26,504,472	11,817,325
REVENUES & TRANSFERS-IN				
<u>LEASE/USER FEES REVENUE</u>				
LEASE REVENUE				
450000 - 208-CE COUNTY ENGINEER	0	0	0	155,000
450000 - 293-US REPAIR & REPLACEMENT	170,444	145,000	150,000	0
450012 - PARKING 1300 BAKER STREET	250,021	180,000	250,000	255,000
450014 - MURWORTH PARKING	569,163	650,000	600,000	625,000
450015 - HC PARKING GARAGE	2,181,047	2,100,000	2,200,000	2,300,000
450016 - RENT 1200 BAKER ST GARAGE	217,057	260,000	220,000	240,000
450019 - 800 N SAN JACINTO PARKING LOT	1,617,808	2,150,000	1,700,000	1,800,000
450020 - 1019 CONGRESS	553,954	515,000	565,000	575,000
450022 - PARKING 1111 MAIN ST.	0	0	100,000	200,000
LEASE REVENUE	5,559,494	6,000,000	5,785,000	6,150,000
LEASE/USER FEES REVENUE TOTAL:	5,559,494	6,000,000	5,785,000	6,150,000
<u>NON OPERATING REVENUE</u>				
NON OPERATING INTEREST				
493100 - INTEREST EARNINGS	176,724	125,000	161,461	262,500
493300 - INTEREST REVENUE INVESTMENT	831,402	590,000	304,000	262,500
NON OPERATING INTEREST	1,008,126	715,000	465,461	525,000
NON OPERATING REVENUE TOTAL:	1,008,126	715,000	465,461	525,000
TOTAL REVENUES & TRANSFERS-IN	6,567,620	6,715,000	6,250,461	6,675,000
TOTAL AVAILABLE RESOURCES	29,730,976	33,533,532	32,754,933	18,492,325

HARRIS COUNTY, TEXAS

FY 2025 FINAL ESTIMATE OF AVAILABLE RESOURCES

5301 - TRA REVENUE COLLECTIONS

	Prior Year	Current Year		Next Year
	FY 2023 Actuals	FY 2024 Adjusted Estimate of Resources	FY 2024 Estimated Actuals	FY 2025 Estimate of Resources
Available Beginning Cash & Investments	456,506,733	697,742,946	704,502,430	877,954,832
REVENUES & TRANSFERS-IN				
<u>CHARGES FOR SERVICES</u>				
FEES-OTHER				
421900 - FEES MISCELLANEOUS	212,806	0	573,210	0
421901 - TRA ADMIN DEPOSITS	175,000	175,000	576,227	600,000
421902 - TRA EZ TAG STICKER SALES	233,646	238,000	235,000	240,000
FEES-OTHER	621,452	413,000	1,384,437	840,000
FEES OF OFFICE				
425031 - TRANSACTION FEE	42,128,954	28,000,000	41,750,000	42,000,000
FEES OF OFFICE	42,128,954	28,000,000	41,750,000	42,000,000
CHARGES FOR SERVICES TOTAL:	42,750,406	28,413,000	43,134,437	42,840,000
<u>TOLL ROAD REVENUE</u>				
TOLL ROAD REVENUE				
460000 - TRA TOLL COLLECTIONS	865,819,537	922,654,000	871,000,000	892,000,000
460002 - TRA TOLL COLLECTIONS GASB 34	-518,783	-2,700,000	-2,700,000	-2,700,000
TOLL ROAD REVENUE	865,300,754	919,954,000	868,300,000	889,300,000
TOLL ROAD REVENUE TOTAL:	865,300,754	919,954,000	868,300,000	889,300,000
<u>FINES</u>				
FINES				
470020 - FINES OTHER	31,606,976	253,900,000	84,500,000	85,000,000
470021 - FINES OTHER TRA AND GASB 34	-4,864,431	-249,000,000	-50,000,000	-51,000,000
FINES	26,742,545	4,900,000	34,500,000	34,000,000
FINES TOTAL:	26,742,545	4,900,000	34,500,000	34,000,000
<u>MISCELLANEOUS</u>				
MISC. REVENUE REIMBURSEMENTS				
485014 - REIMB DAMAGE TO COUNTY PROP	730,599	600,000	950,000	975,000

HARRIS COUNTY, TEXAS

FY 2025 FINAL ESTIMATE OF AVAILABLE RESOURCES

5301 - TRA REVENUE COLLECTIONS

	Prior Year	Current Year		Next Year
	FY 2023 Actuals	FY 2024 Adjusted Estimate of Resources	FY 2024 Estimated Actuals	FY 2025 Estimate of Resources
MISC. REVENUE REIMBURSEMENTS	730,599	600,000	950,000	975,000
MISC. REVENUE OTHER				
488019 - PRIOR PERIOD MISCELLANEOUS	-8,805	0	0	0
488310 - HOT CHECK REVENUE CLEARING	-725	0	0	0
MISC. REVENUE OTHER	-9,530	0	0	0
MISCELLANEOUS TOTAL:	721,069	600,000	950,000	975,000
<u>NON OPERATING REVENUE</u>				
NON OPERATING REVENUE RECOVERY				
491100 - MISC RECOVERY OF LOSS REVENUE	2,433	0	0	0
NON OPERATING REVENUE RECOVERY	2,433	0	0	0
NON OPERATING LEASE INCOME				
492100 - RENT TOLL ROAD INCOME	8,640	8,640	8,640	8,640
NON OPERATING LEASE INCOME	8,640	8,640	8,640	8,640
NON OPERATING INTEREST				
493100 - INTEREST EARNINGS	3,068,244	2,800,000	4,052,629	4,250,000
493300 - INTEREST REVENUE INVESTMENT	22,845,044	15,759,024	25,000,000	26,000,000
NON OPERATING INTEREST	25,913,288	18,559,024	29,052,629	30,250,000
NON OPERATING REVENUE TOTAL:	25,924,361	18,567,664	29,061,269	30,258,640
<u>TRANSFERS IN&OTHER FIN SOURCES</u>				
TRANSFERS IN-OPERATING				
499009 - TRANSFER IN TOLL ROAD	75,000	0	0	0
TRANSFERS IN-OPERATING	75,000	0	0	0
TRANSFERS IN&OTHER FIN SOURCES TOTAL:	75,000	0	0	0
TOTAL REVENUES & TRANSFERS-IN	961,514,135	972,434,664	975,945,706	997,373,640
TOTAL AVAILABLE RESOURCES	1,418,020,868	1,670,177,610	1,680,448,136	1,875,328,472

HARRIS COUNTY, TEXAS

FY 2025 FINAL ESTIMATE OF AVAILABLE RESOURCES

5302 - TRA OPER AND MAINT

	Prior Year	Current Year		Next Year
	FY 2023 Actuals	FY 2024 Adjusted Estimate of Resources	FY 2024 Estimated Actuals	FY 2025 Estimate of Resources
Available Beginning Cash & Investments	0	0	2,078,475	0
REVENUES & TRANSFERS-IN				
<u>CHARGES FOR SERVICES</u>				
FEES-OTHER				
421901 - TRA ADMIN DEPOSITS	803,675	0	614,114	0
FEES-OTHER	803,675	0	614,114	0
CHARGES FOR SERVICES TOTAL:	803,675	0	614,114	0
<u>MISCELLANEOUS</u>				
MISC. REVENUE REIMBURSEMENTS				
485027 - REIMB OTHER	577	0	0	0
MISC. REVENUE REIMBURSEMENTS	577	0	0	0
MISC. REVENUE OTHER				
488018 - MISC OTHER	1,919	0	0	0
488019 - PRIOR PERIOD MISCELLANEOUS	132,872	0	0	0
488020 - SALE OF PROPERTY AND EQUIPMENT	28,833	0	4,590	0
MISC. REVENUE OTHER	163,624	0	4,590	0
MISCELLANEOUS TOTAL:	164,201	0	4,590	0
<u>TRANSFERS IN&OTHER FIN SOURCES</u>				
TRANSFERS IN-OPERATING				
499009 - TRANSFER IN TOLL ROAD	235,648,309	385,361,003	242,817,464	407,740,087
TRANSFERS IN-OPERATING	235,648,309	385,361,003	242,817,464	407,740,087
TRANSFERS IN&OTHER FIN SOURCES TOTAL:	235,648,309	385,361,003	242,817,464	407,740,087
TOTAL REVENUES & TRANSFERS-IN	236,616,185	385,361,003	243,436,168	407,740,087
TOTAL AVAILABLE RESOURCES	236,616,185	385,361,003	245,514,643	407,740,087

HARRIS COUNTY, TEXAS

FY 2025 FINAL ESTIMATE OF AVAILABLE RESOURCES

5310 - TRA TUNNEL FERRY OPER AND MAIN

	Prior Year	Current Year		Next Year
	FY 2023 Actuals	FY 2024 Adjusted Estimate of Resources	FY 2024 Estimated Actuals	FY 2025 Estimate of Resources
Available Beginning Cash & Investments	4,571	0	0	0
REVENUES & TRANSFERS-IN				
<u>TRANSFERS IN&OTHER FIN SOURCES</u>				
TRANSFERS IN-OPERATING				
499009 - TRANSFER IN TOLL ROAD	5,749,255	12,354,979	7,385,216	13,204,379
TRANSFERS IN-OPERATING	5,749,255	12,354,979	7,385,216	13,204,379
TRANSFERS IN&OTHER FIN SOURCES TOTAL:	5,749,255	12,354,979	7,385,216	13,204,379
TOTAL REVENUES & TRANSFERS-IN	5,749,255	12,354,979	7,385,216	13,204,379
TOTAL AVAILABLE RESOURCES	5,753,826	12,354,979	7,385,216	13,204,379

HARRIS COUNTY, TEXAS

FY 2025 FINAL ESTIMATE OF AVAILABLE RESOURCES

5315 - TRA FLOOD RESILIANCE TRUST RES

	Prior Year	Current Year		Next Year
	FY 2023 Actuals	FY 2024 Adjusted Estimate of Resources	FY 2024 Estimated Actuals	FY 2025 Estimate of Resources
Available Beginning Cash & Investments	200,000,000	80,000,000	80,000,000	80,000,000
REVENUES & TRANSFERS-IN				
<u>TRANSFERS IN&OTHER FIN SOURCES</u>				
TRANSFERS IN-OPERATING				
499009 - TRANSFER IN TOLL ROAD	35,000,000	0	0	0
TRANSFERS IN-OPERATING	35,000,000	0	0	0
TRANSFERS IN&OTHER FIN SOURCES TOTAL:	35,000,000	0	0	0
TOTAL REVENUES & TRANSFERS-IN	35,000,000	0	0	0
TOTAL AVAILABLE RESOURCES	235,000,000	80,000,000	80,000,000	80,000,000

HARRIS COUNTY, TEXAS

FY 2025 FINAL ESTIMATE OF AVAILABLE RESOURCES

5321 - TRA RENEWAL REPLACEMENT

	Prior Year	Current Year		Next Year
	FY 2023 Actuals	FY 2024 Adjusted Estimate of Resources	FY 2024 Estimated Actuals	FY 2025 Estimate of Resources
Available Beginning Cash & Investments	200,574,414	201,120,316	199,829,154	201,143,495
REVENUES & TRANSFERS-IN				
<u>NON OPERATING REVENUE</u>				
NON OPERATING INTEREST				
493100 - INTEREST EARNINGS	487,106	565,000	287,828	360,000
493300 - INTEREST REVENUE INVESTMENT	4,025,520	3,300,000	6,000,000	6,100,000
NON OPERATING INTEREST	4,512,626	3,865,000	6,287,828	6,460,000
NON OPERATING REVENUE TOTAL:	4,512,626	3,865,000	6,287,828	6,460,000
<u>TRANSFERS IN&OTHER FIN SOURCES</u>				
TRANSFERS IN-OPERATING				
499009 - TRANSFER IN TOLL ROAD	21,285,278	40,000,000	23,084,828	23,000,000
TRANSFERS IN-OPERATING	21,285,278	40,000,000	23,084,828	23,000,000
TRANSFERS IN&OTHER FIN SOURCES TOTAL:	21,285,278	40,000,000	23,084,828	23,000,000
TOTAL REVENUES & TRANSFERS-IN	25,797,904	43,865,000	29,372,656	29,460,000
TOTAL AVAILABLE RESOURCES	226,372,318	244,985,316	229,201,810	230,603,495

HARRIS COUNTY, TEXAS

FY 2025 FINAL ESTIMATE OF AVAILABLE RESOURCES

5501 - TRA REV POOL CONSTR

	Prior Year	Current Year		Next Year
	FY 2023 Actuals	FY 2024 Adjusted Estimate of Resources	FY 2024 Estimated Actuals	FY 2025 Estimate of Resources
Available Beginning Cash & Investments	4,678	0	25,215	113,568,540
REVENUES & TRANSFERS-IN				
<u>MISCELLANEOUS</u>				
MISC. REVENUE OTHER				
488020 - SALE OF PROPERTY AND EQUIPMENT	250,263	0	224,298	0
MISC. REVENUE OTHER	250,263	0	224,298	0
MISCELLANEOUS TOTAL:	250,263	0	224,298	0
<u>NON OPERATING REVENUE</u>				
NON OPERATING INTEREST				
493200 - INTEREST AR NOTES RECEIVABLE	986	1,500	493	1,000
NON OPERATING INTEREST	986	1,500	493	1,000
NON OPERATING REVENUE TOTAL:	986	1,500	493	1,000
<u>TRANSFERS IN&OTHER FIN SOURCES</u>				
TRANSFERS IN-OPERATING				
499009 - TRANSFER IN TOLL ROAD	90,102,526	661,716,988	128,000,000	590,777,820
TRANSFERS IN-OPERATING	90,102,526	661,716,988	128,000,000	590,777,820
TRANSFERS IN&OTHER FIN SOURCES TOTAL:	90,102,526	661,716,988	128,000,000	590,777,820
TOTAL REVENUES & TRANSFERS-IN	90,353,775	661,718,488	128,224,791	590,778,820
TOTAL AVAILABLE RESOURCES	90,358,453	661,718,488	128,250,006	704,347,360

HARRIS COUNTY, TEXAS

FY 2025 FINAL ESTIMATE OF AVAILABLE RESOURCES

5510 - TRA TUNNEL FERRY REV PL CONSTR

	Prior Year	Current Year		Next Year
	FY 2023 Actuals	FY 2024 Adjusted Estimate of Resources	FY 2024 Estimated Actuals	FY 2025 Estimate of Resources
Available Beginning Cash & Investments	11,020,218	3,821,126	9,748,785	4,610,569
REVENUES & TRANSFERS-IN				
<u>TRANSFERS IN&OTHER FIN SOURCES</u>				
TRANSFERS IN-OPERATING				
499009 - TRANSFER IN TOLL ROAD	0	65,000,000	0	25,389,431
TRANSFERS IN-OPERATING	0	65,000,000	0	25,389,431
TRANSFERS IN&OTHER FIN SOURCES TOTAL:	0	65,000,000	0	25,389,431
TOTAL REVENUES & TRANSFERS-IN	0	65,000,000	0	25,389,431
TOTAL AVAILABLE RESOURCES	11,020,218	68,821,126	9,748,785	30,000,000

HARRIS COUNTY, TEXAS

FY 2025 FINAL ESTIMATE OF AVAILABLE RESOURCES

5101 - CENTRAL SERVICE VMC

	Prior Year	Current Year		Next Year
	FY 2023 Actuals	FY 2024 Adjusted Estimate of Resources	FY 2024 Estimated Actuals	FY 2025 Estimate of Resources
Available Beginning Cash & Investments	40,812,908	27,857,347	32,520,662	20,803,678
REVENUES & TRANSFERS-IN				
<u>CHARGES TO DEPARTMENTS</u>				
CENTRAL SERVICES REVENUE				
441100 - CENTRAL SERVICES REVENUE	142,396	0	0	0
441110 - FLEET INTERNAL PARTS	4,761,825	4,500,000	4,800,000	4,900,000
441120 - FLEET INTERNAL GAS	1,955,619	2,000,000	1,900,000	2,000,000
441130 - FLEET INTERNAL DIESEL	825,929	850,000	900,000	950,000
441140 - FLEET OUTSIDE SERVICES REVENUE	7,930,292	7,000,000	6,750,000	7,000,000
441701 - EXTERNAL GASOLINE REVENUE	13,144,786	12,800,000	12,500,000	13,000,000
441702 - EXTERNAL DIESEL REVENUE	889,861	1,000,000	900,000	950,000
441703 - EXTERNAL AVIATION FUEL	122,390	100,000	0	0
CENTRAL SERVICES REVENUE	29,773,098	28,250,000	27,750,000	28,800,000
LABOR REVENUE				
442300 - LABOR REVENUE	3,719,435	3,000,000	3,909,486	4,010,000
LABOR REVENUE	3,719,435	3,000,000	3,909,486	4,010,000
CHARGES TO DEPARTMENTS TOTAL:	33,492,533	31,250,000	31,659,486	32,810,000
<u>MISCELLANEOUS</u>				
MISC. REVENUE OTHER				
488018 - MISC OTHER	686	0	0	0
488019 - PRIOR PERIOD MISCELLANEOUS	-57,123	0	0	0
488020 - SALE OF PROPERTY AND EQUIPMENT	485,195	0	354,057	0
MISC. REVENUE OTHER	428,758	0	354,057	0
MISCELLANEOUS TOTAL:	428,758	0	354,057	0
<u>NON OPERATING REVENUE</u>				
NON OPERATING INTEREST				
493100 - INTEREST EARNINGS	200,139	200,000	309,008	510,000
493300 - INTEREST REVENUE INVESTMENT	859,562	650,000	605,000	510,000
NON OPERATING INTEREST	1,059,701	850,000	914,008	1,020,000

HARRIS COUNTY, TEXAS

FY 2025 FINAL ESTIMATE OF AVAILABLE RESOURCES

5101 - CENTRAL SERVICE VMC

	Prior Year	Current Year		Next Year
	FY 2023 Actuals	FY 2024 Adjusted Estimate of Resources	FY 2024 Estimated Actuals	FY 2025 Estimate of Resources
NON OPERATING REVENUE TOTAL:	1,059,701	850,000	914,008	1,020,000
<u>TRANSFERS IN&OTHER FIN SOURCES</u>				
RESIDUAL EQUITY TRANSFER IN				
499002 - TRANSFER IN SALARIES	1,136	0	0	0
499003 - TRANSFER IN MATERLS AND SUPPLI	1,640	0	0	0
499005 - TRANSFER IN SERVICES AND OTHER	603,201	0	0	0
RESIDUAL EQUITY TRANSFER IN	605,977	0	0	0
TRANSFERS IN&OTHER FIN SOURCES TOTAL:	605,977	0	0	0
TOTAL REVENUES & TRANSFERS-IN	35,586,969	32,100,000	32,927,551	33,830,000
TOTAL AVAILABLE RESOURCES	76,399,877	59,957,347	65,448,213	54,633,678

HARRIS COUNTY, TEXAS

FY 2025 FINAL ESTIMATE OF AVAILABLE RESOURCES

5102 - PUBLIC SAFETY TECH SERV

	Prior Year	Current Year		Next Year
	FY 2023 Actuals	FY 2024 Adjusted Estimate of Resources	FY 2024 Estimated Actuals	FY 2025 Estimate of Resources
Available Beginning Cash & Investments	8,806,300	11,943,260	10,983,056	13,167,363
REVENUES & TRANSFERS-IN				
<u>CHARGES FOR SERVICES</u>				
FEES-OTHER				
421700 - RADIO CHARGES	274,463	250,000	270,000	275,000
421701 - RADIO AIRTIME FEE	2,925,105	3,000,000	2,975,000	3,000,000
421702 - RADIO AIRTIME FEE INTERNAL	4,059,027	4,200,000	4,100,000	4,200,000
421703 - RADIO OUTSIDE SERVICES	157,004	180,000	325,000	330,000
FEES-OTHER	7,415,599	7,630,000	7,670,000	7,805,000
CHARGES FOR SERVICES TOTAL:	7,415,599	7,630,000	7,670,000	7,805,000
<u>CHARGES TO DEPARTMENTS</u>				
CENTRAL SERVICES REVENUE				
441100 - CENTRAL SERVICES REVENUE	74,032	60,000	100,000	105,000
CENTRAL SERVICES REVENUE	74,032	60,000	100,000	105,000
LABOR REVENUE				
442300 - LABOR REVENUE	41,360	42,000	75,000	80,000
442301 - MAINTENANCE FEE 800 MHZ	1,647,033	2,000,000	1,700,000	1,800,000
LABOR REVENUE	1,688,393	2,042,000	1,775,000	1,880,000
CHARGES TO DEPARTMENTS TOTAL:	1,762,425	2,102,000	1,875,000	1,985,000
<u>MISCELLANEOUS</u>				
MISC. REVENUE OTHER				
488018 - MISC OTHER	105	0	0	0
488019 - PRIOR PERIOD MISCELLANEOUS	-13,713	0	0	0
MISC. REVENUE OTHER	-13,608	0	0	0
MISCELLANEOUS TOTAL:	-13,608	0	0	0
<u>NON OPERATING REVENUE</u>				
NON OPERATING INTEREST				

HARRIS COUNTY, TEXAS

FY 2025 FINAL ESTIMATE OF AVAILABLE RESOURCES

5102 - PUBLIC SAFETY TECH SERV

	Prior Year	Current Year		Next Year
	FY 2023 Actuals	FY 2024 Adjusted Estimate of Resources	FY 2024 Estimated Actuals	FY 2025 Estimate of Resources
493100 - INTEREST EARNINGS	72,148	50,000	134,153	235,000
493300 - INTEREST REVENUE INVESTMENT	339,130	250,000	280,000	235,000
NON OPERATING INTEREST	411,278	300,000	414,153	470,000
NON OPERATING REVENUE TOTAL:	411,278	300,000	414,153	470,000
<u>TRANSFERS IN&OTHER FIN SOURCES</u>				
RESIDUAL EQUITY TRANSFER IN				
499002 - TRANSFER IN SALARIES	3,815	0	0	0
499005 - TRANSFER IN SERVICES AND OTHER	40,458	0	0	0
RESIDUAL EQUITY TRANSFER IN	44,273	0	0	0
TRANSFERS IN&OTHER FIN SOURCES TOTAL:	44,273	0	0	0
TOTAL REVENUES & TRANSFERS-IN	9,619,967	10,032,000	9,959,153	10,260,000
TOTAL AVAILABLE RESOURCES	18,426,267	21,975,260	20,942,209	23,427,363

HARRIS COUNTY, TEXAS

FY 2025 FINAL ESTIMATE OF AVAILABLE RESOURCES

5103 - INMATE INDUSTRIES

	Prior Year	Current Year		Next Year
	FY 2023 Actuals	FY 2024 Adjusted Estimate of Resources	FY 2024 Estimated Actuals	FY 2025 Estimate of Resources
Available Beginning Cash & Investments	181,123	158,792	163,816	142,904
REVENUES & TRANSFERS-IN				
<u>CHARGES TO DEPARTMENTS</u>				
CENTRAL SERVICES REVENUE				
441900 - INTER DEPARTMENT REVENUE	78,922	90,000	80,000	90,000
CENTRAL SERVICES REVENUE	78,922	90,000	80,000	90,000
CHARGES TO DEPARTMENTS TOTAL:	78,922	90,000	80,000	90,000
<u>MISCELLANEOUS</u>				
MISC. REVENUE OTHER				
488018 - MISC OTHER	0	0	1,799	0
MISC. REVENUE OTHER	0	0	1,799	0
MISCELLANEOUS TOTAL:	0	0	1,799	0
<u>NON OPERATING REVENUE</u>				
NON OPERATING INTEREST				
493100 - INTEREST EARNINGS	1,159	1,200	1,720	3,500
493300 - INTEREST REVENUE INVESTMENT	5,347	5,000	3,400	3,500
NON OPERATING INTEREST	6,506	6,200	5,120	7,000
NON OPERATING REVENUE TOTAL:	6,506	6,200	5,120	7,000
TOTAL REVENUES & TRANSFERS-IN	85,428	96,200	86,919	97,000
TOTAL AVAILABLE RESOURCES	266,551	254,992	250,735	239,904

HARRIS COUNTY, TEXAS

FY 2025 FINAL ESTIMATE OF AVAILABLE RESOURCES

5104 - HEALTH INSUR TRUST MGMT

	Prior Year	Current Year		Next Year
	FY 2023 Actuals	FY 2024 Adjusted Estimate of Resources	FY 2024 Estimated Actuals	FY 2025 Estimate of Resources
Available Beginning Cash & Investments	79,967,337	53,679,142	70,638,079	72,238,688
REVENUES & TRANSFERS-IN				
<u>INTERGOVERNMENTAL</u>				
INTERGOV REVENUE - FEDERAL				
410600 - MEDICARE PART D PRESCRIPTION	2,913,849	3,000,000	2,750,000	3,000,000
INTERGOV REVENUE - FEDERAL	2,913,849	3,000,000	2,750,000	3,000,000
INTERGOVERNMENTAL TOTAL:	2,913,849	3,000,000	2,750,000	3,000,000
<u>PREMIUMS</u>				
HEALTH EMPLOYER				
444100 - HEALTH EMPLOYER	304,726,140	324,000,000	325,000,000	350,000,000
HEALTH EMPLOYER	304,726,140	324,000,000	325,000,000	350,000,000
MEDICAL				
444211 - MEDICAL 911 EMERG NETWORK SVCS	719,868	700,000	850,000	900,000
444220 - MEDICAL EMPLOYEE	47,458,467	48,000,000	47,500,000	48,000,000
444230 - MEDICAL RETIREE	16,300,627	16,500,000	16,400,000	16,500,000
444240 - EMPLOYEE BILLED PREM COBRA	591,636	600,000	590,000	600,000
444250 - CIGNA REBATES	21,711,853	39,000,000	25,500,000	27,000,000
MEDICAL	86,782,451	104,800,000	90,840,000	93,000,000
DENTAL				
444300 - DENTAL 911 EMERG NETWORK SVCS	30,419	31,000	40,000	42,000
DENTAL	30,419	31,000	40,000	42,000
VISION				
444410 - VISION 911 EMERG NETWORK SVCS	3,842	4,000	5,000	5,500
VISION	3,842	4,000	5,000	5,500
LIFE/AD&D				
444510 - LIFE 911 EMERG NETWORK SVCS	21,168	22,000	12,000	15,000
LIFE/AD&D	21,168	22,000	12,000	15,000

HARRIS COUNTY, TEXAS

FY 2025 FINAL ESTIMATE OF AVAILABLE RESOURCES

5104 - HEALTH INSUR TRUST MGMT

	Prior Year	Current Year		Next Year
	FY 2023 Actuals	FY 2024 Adjusted Estimate of Resources	FY 2024 Estimated Actuals	FY 2025 Estimate of Resources
PREMIUMS TOTAL:	391,564,020	428,857,000	415,897,000	443,062,500
<u>MISCELLANEOUS</u>				
MISC. REVENUE REIMBURSEMENTS				
485015 - REIMB COUNTY INSURANCE CLAIMS	134,969	0	13,572	0
485027 - REIMB OTHER	600	0	0	0
MISC. REVENUE REIMBURSEMENTS	135,569	0	13,572	0
MISC. REVENUE OTHER				
488018 - MISC OTHER	60,972	0	0	0
488019 - PRIOR PERIOD MISCELLANEOUS	-7,810	0	0	0
488210 - HEALTH CARE REIMB EMPLOYEE	4,133,405	4,200,000	4,200,000	4,300,000
488211 - 911 HEALTH CARE REIMBURSEMENT	7,840	8,000	26,000	27,000
488212 - SPORTS CORP HEALTH REIMBURSEME	103,886	105,000	105,000	110,000
488213 - HOUSING AUTHORITY HEALTH REIM	518,235	450,000	550,000	555,000
488215 - CSUPR RETIREE HEALTH REIMBURSE	919,700	770,000	950,000	975,000
488310 - HOT CHECK REVENUE CLEARING	-1,082	0	0	0
488401 - 911 DEPENDENT CARE REIMB	862	850	1,100	1,200
MISC. REVENUE OTHER	5,736,008	5,533,850	5,832,100	5,968,200
MISCELLANEOUS TOTAL:	5,871,577	5,533,850	5,845,672	5,968,200
<u>NON OPERATING REVENUE</u>				
NON OPERATING INTEREST				
493100 - INTEREST EARNINGS	446,408	340,000	618,436	1,200,000
493300 - INTEREST REVENUE INVESTMENT	2,044,103	1,600,000	1,450,000	1,200,000
NON OPERATING INTEREST	2,490,511	1,940,000	2,068,436	2,400,000
NON OPERATING REVENUE TOTAL:	2,490,511	1,940,000	2,068,436	2,400,000
TOTAL REVENUES & TRANSFERS-IN	402,839,957	439,330,850	426,561,108	454,430,700
TOTAL AVAILABLE RESOURCES	482,807,294	493,009,992	497,199,187	526,669,388

HARRIS COUNTY, TEXAS

FY 2025 FINAL ESTIMATE OF AVAILABLE RESOURCES

5121 - WORKER'S COMPENSATION

	Prior Year	Current Year		Next Year
	FY 2023 Actuals	FY 2024 Adjusted Estimate of Resources	FY 2024 Estimated Actuals	FY 2025 Estimate of Resources
Available Beginning Cash & Investments	35,019,754	35,015,774	35,190,728	35,656,898
REVENUES & TRANSFERS-IN				
<u>MISCELLANEOUS</u>				
MISC. REVENUE OTHER				
488500 - MISC WORKERS COMP PREMIUM	10,932,128	11,000,000	12,000,000	12,100,000
488501 - MISC WORKERS COMP SUBROGATIONS	30,592	610,000	880,000	895,000
488502 - MISC WORKERS COMP REFUNDS	-12,129	0	62,620	0
MISC. REVENUE OTHER	10,950,591	11,610,000	12,942,620	12,995,000
MISCELLANEOUS TOTAL:	10,950,591	11,610,000	12,942,620	12,995,000
<u>NON OPERATING REVENUE</u>				
NON OPERATING INTEREST				
493100 - INTEREST EARNINGS	211,258	205,000	261,100	1,005,000
493106 - INTEREST REVENUE MONEY MARKET	24,104	0	10,453	0
493300 - INTEREST REVENUE INVESTMENT	996,851	915,000	1,665,000	1,005,000
NON OPERATING INTEREST	1,232,213	1,120,000	1,936,553	2,010,000
NON OPERATING REVENUE TOTAL:	1,232,213	1,120,000	1,936,553	2,010,000
TOTAL REVENUES & TRANSFERS-IN	12,182,804	12,730,000	14,879,173	15,005,000
TOTAL AVAILABLE RESOURCES	47,202,558	47,745,774	50,069,901	50,661,898

HARRIS COUNTY, TEXAS

FY 2025 FINAL ESTIMATE OF AVAILABLE RESOURCES

5122 - RISK MANAGEMENT

	Prior Year	Current Year		Next Year
	FY 2023 Actuals	FY 2024 Adjusted Estimate of Resources	FY 2024 Estimated Actuals	FY 2025 Estimate of Resources
Available Beginning Cash & Investments	3,707,841	3,742,368	3,785,738	3,808,790
REVENUES & TRANSFERS-IN				
<u>NON OPERATING REVENUE</u>				
NON OPERATING INTEREST				
493100 - INTEREST EARNINGS	26,375	20,000	43,451	80,000
493300 - INTEREST REVENUE INVESTMENT	123,391	95,000	90,000	80,000
NON OPERATING INTEREST	149,766	115,000	133,451	160,000
NON OPERATING REVENUE TOTAL:	149,766	115,000	133,451	160,000
<u>TRANSFERS IN&OTHER FIN SOURCES</u>				
RESIDUAL EQUITY TRANSFER IN				
499002 - TRANSFER IN SALARIES	2,209	0	0	0
RESIDUAL EQUITY TRANSFER IN	2,209	0	0	0
TRANSFERS IN&OTHER FIN SOURCES TOTAL:	2,209	0	0	0
TOTAL REVENUES & TRANSFERS-IN	151,975	115,000	133,451	160,000
TOTAL AVAILABLE RESOURCES	3,859,816	3,857,368	3,919,189	3,968,790

HARRIS COUNTY, TEXAS

FY 2025 FINAL ESTIMATE OF AVAILABLE RESOURCES

5123 - UNEMPLOYMENT INSURANCE

	Prior Year	Current Year		Next Year
	FY 2023 Actuals	FY 2024 Adjusted Estimate of Resources	FY 2024 Estimated Actuals	FY 2025 Estimate of Resources
Available Beginning Cash & Investments	5,703,634	6,111,015	5,958,161	6,280,587
REVENUES & TRANSFERS-IN				
<u>CHARGES TO DEPARTMENTS</u>				
CENTRAL SERVICES REVENUE				
441900 - INTER DEPARTMENT REVENUE	1,223,166	1,200,000	1,350,000	1,400,000
CENTRAL SERVICES REVENUE	1,223,166	1,200,000	1,350,000	1,400,000
CHARGES TO DEPARTMENTS TOTAL:	1,223,166	1,200,000	1,350,000	1,400,000
<u>NON OPERATING REVENUE</u>				
NON OPERATING INTEREST				
493100 - INTEREST EARNINGS	41,285	31,000	70,755	125,000
493300 - INTEREST REVENUE INVESTMENT	193,046	145,000	145,000	125,000
NON OPERATING INTEREST	234,331	176,000	215,755	250,000
NON OPERATING REVENUE TOTAL:	234,331	176,000	215,755	250,000
TOTAL REVENUES & TRANSFERS-IN	1,457,497	1,376,000	1,565,755	1,650,000
TOTAL AVAILABLE RESOURCES	7,161,131	7,487,015	7,523,916	7,930,587

HARRIS COUNTY DEBT SERVICE FUNDS

Debt Service Funds are used to account for payment of principal and interest on County ad valorem tax supported bonds. Separate Debt Service Funds are maintained as follows:

Road Debt Service Funds

- 4107 Road Refunding Series 2012A DS
- 4108 Road Refunding Series 2012B DS
- 4109 Road Refunding Series 2014A DS
- 4110 Road Refunding Series 2015A DS
- 4111 Road Refunding Series 2017A DS
- 4112 Road Refunding Series 2019A DS
- 4113 Road Refunding Series 2021 DS
- 4114 Road Refunding Series 2022A DS
- 4115 Road Refunding Series 2023A DS
- 4116 Road Refunding Series 2024A DS (NEW)
- 4372 Road Refunding Series 2022A COI
- 4373 Road Refunding Series 2023A COI
- 4374 Road Refunding Series 2024A COI (NEW)
- 4703 Commercial Paper Series C DS
- 4709 Commercial Paper Series C-2 DS (NEW)

Constitutional Debt Service Funds

- 4603 HC/FC Agreement Refunding Series 2014A
- 4604 HC/FC Agreement Refunding Series 2014B
- 4605 HC/FC Agreement Refunding Series 2015B
- 4606 HC/FC Agreement Refunding Series 2017A
- 4608 HC/FC Agreement Refunding Series 2019A
- 4701 Commercial Paper Series A1 DS
- 4702 Commercial Paper Series B DS
- 4704 Commercial Paper Series D DS
- 4706 Commercial Paper Series D2 DS
- 4707 Commercial Paper Series D3 DS
- 4708 Commercial Paper Series J1 2020
- 4810 PIB Refunding Series 2012A DS
- 4811 PIB Revenue Refunding Series 2012B DS
- 4812 PIB N Refunding Series 2015A DS
- 4813 PIB Refunding Series 2015B DS
- 4814 PIB Refunding Series 2017A DS
- 4815 PIB Refunding Series 2019A DS
- 4817 PIB Refunding Series 2020A DS
- 4818 PIB Refunding Series 2021 DS
- 4819 PIB Refunding Series 2021A DS
- 4820 PIB Refunding Series 2022A DS

HARRIS COUNTY DEBT SERVICE FUNDS

Constitutional Debt Service Funds (cont'd)

4821	PIB Refunding Series 2023A DS
4822	PIB Tax & Revenue Certificate of Obligation Series 2024 DS (NEW)
4823	PIB Refunding Series 2024A DS (NEW)
4853	PIB Refunding Series 2022A COI
4854	PIB Refunding Series 2023A COI
4855	PIB Tax & Revenue Certificate of Obligation Series 2024 COI (NEW)
4856	PIB Refunding Series 2024A COI (NEW)
4903	HOT Revenue Refunding Series 2019B DS
4905	HOT Revenue Refunding Series 2022A DS
4906	HOT Revenue Refunding Series 2022A COI
4907	HOT Tax Subordinated Revenue Series 2022 DS
4908	HOT Tax Subordinated Revenue Series 2022 COI
4921	HOT GO & Revenue Refunding 02 DS

HARRIS COUNTY, TEXAS

FY 2025 FINAL ESTIMATE OF AVAILABLE RESOURCES

4107 - HC ROAD REF SER 2012A DS

	Prior Year	Current Year		Next Year
	FY 2023 Actuals	FY 2024 Adjusted Estimate of Resources	FY 2024 Estimated Actuals	FY 2025 Estimate of Resources
Available Beginning Cash & Investments	515,977	0	0	0
REVENUES & TRANSFERS-IN				
<u>TAXES</u>				
DELINQUENT TAXES				
402100 - INTEREST PENALTY DELINQUENT	32	0	0	0
402113 - INT AND PEN DELINQ ALLOW REFDS	-277	0	0	0
402200 - DELINQUENT TAXES	-245	0	0	0
402213 - DELINQUENT ALLOW FOR REFUNDS	490	0	0	0
DELINQUENT TAXES	0	0	0	0
TAXES TOTAL:	0	0	0	0
<u>TRANSFERS IN&OTHER FIN SOURCES</u>				
TRANSFERS IN-OPERATING				
499008 - OPERATING TRANSFERS IN	654	0	0	0
TRANSFERS IN-OPERATING	654	0	0	0
TRANSFERS IN&OTHER FIN SOURCES TOTAL:	654	0	0	0
TOTAL REVENUES & TRANSFERS-IN	654	0	0	0
TOTAL AVAILABLE RESOURCES	516,631	0	0	0

HARRIS COUNTY, TEXAS

FY 2025 FINAL ESTIMATE OF AVAILABLE RESOURCES

4108 - HC ROAD REF SER 2012B DS

	Prior Year	Current Year		Next Year
	FY 2023 Actuals	FY 2024 Adjusted Estimate of Resources	FY 2024 Estimated Actuals	FY 2025 Estimate of Resources
Available Beginning Cash & Investments	86,142	3,802,511	3,902,777	3,967,931
REVENUES & TRANSFERS-IN				
<u>TAXES</u>				
CURRENT TAXES				
400200 - CURRENT TAXES CYL	3,838,120	3,890,606	3,882,126	0
400213 - ALLOWANCE FOR REFUNDS CUR TAX	-50,007	-87,559	-58,630	0
400400 - INTEREST AND PENALTY CURRENT	13,824	13,974	11,399	0
400413 - INT AND PEN CURR ALLOW REFUNDS	-651	-611	-365	0
CURRENT TAXES	3,801,286	3,816,410	3,834,530	0
DELINQUENT TAXES				
402100 - INTEREST PENALTY DELINQUENT	19,648	24,000	20,783	0
402113 - INT AND PEN DELINQ ALLOW REFDS	-1,316	-1,500	-1,480	0
402200 - DELINQUENT TAXES	57,533	45,000	23,724	0
402213 - DELINQUENT ALLOW FOR REFUNDS	-34,144	-18,000	-59,635	0
402300 - 10 PERCENT RENDITION PENALTY	2,891	3,156	3,100	0
DELINQUENT TAXES	44,612	52,656	-13,508	0
TAXES TOTAL:	3,845,898	3,869,066	3,821,022	0
<u>MISCELLANEOUS</u>				
MISC. REVENUE OTHER				
488001 - OVERAGES SHORTAGES	0	19,387	2,052	0
MISC. REVENUE OTHER	0	19,387	2,052	0
MISCELLANEOUS TOTAL:	0	19,387	2,052	0
<u>NON OPERATING REVENUE</u>				
NON OPERATING INTEREST				
493100 - INTEREST EARNINGS	3,875	3,500	28,000	0
493300 - INTEREST REVENUE INVESTMENT	113,563	8,000	20,000	0
NON OPERATING INTEREST	117,438	11,500	48,000	0
NON OPERATING REVENUE TOTAL:	117,438	11,500	48,000	0

HARRIS COUNTY, TEXAS

FY 2025 FINAL ESTIMATE OF AVAILABLE RESOURCES

4108 - HC ROAD REF SER 2012B DS

	Prior Year	Current Year		Next Year
	FY 2023 Actuals	FY 2024 Adjusted Estimate of Resources	FY 2024 Estimated Actuals	FY 2025 Estimate of Resources
TOTAL REVENUES & TRANSFERS-IN	3,963,336	3,899,953	3,871,074	0
TOTAL AVAILABLE RESOURCES	4,049,478	7,702,464	7,773,851	3,967,931

HARRIS COUNTY, TEXAS

FY 2025 FINAL ESTIMATE OF AVAILABLE RESOURCES

4109 - HC ROAD REF SER 2014A DS

	Prior Year	Current Year		Next Year
	FY 2023 Actuals	FY 2024 Adjusted Estimate of Resources	FY 2024 Estimated Actuals	FY 2025 Estimate of Resources
Available Beginning Cash & Investments	289,292	3,539,334	3,622,546	164,130
REVENUES & TRANSFERS-IN				
<u>TAXES</u>				
CURRENT TAXES				
400200 - CURRENT TAXES CYL	6,593,693	6,696,945	6,693,320	0
400213 - ALLOWANCE FOR REFUNDS CUR TAX	-85,910	-150,717	-101,086	0
400400 - INTEREST AND PENALTY CURRENT	23,748	24,054	19,653	0
400413 - INT AND PEN CURR ALLOW REFUNDS	-1,119	-1,052	-629	0
CURRENT TAXES	6,530,412	6,569,230	6,611,258	0
DELINQUENT TAXES				
402100 - INTEREST PENALTY DELINQUENT	15,709	22,000	23,198	0
402113 - INT AND PEN DELINQ ALLOW REFDS	-1,827	-2,200	-1,859	0
402200 - DELINQUENT TAXES	106,850	80,000	37,769	0
402213 - DELINQUENT ALLOW FOR REFUNDS	-73,400	-43,000	-105,234	0
402300 - 10 PERCENT RENDITION PENALTY	5,033	5,259	5,179	0
DELINQUENT TAXES	52,365	62,059	-40,947	0
TAXES TOTAL:	6,582,777	6,631,289	6,570,311	0
<u>MISCELLANEOUS</u>				
MISC. REVENUE OTHER				
488001 - OVERAGES SHORTAGES	0	66,642	3,524	0
MISC. REVENUE OTHER	0	66,642	3,524	0
MISCELLANEOUS TOTAL:	0	66,642	3,524	0
<u>NON OPERATING REVENUE</u>				
NON OPERATING INTEREST				
493100 - INTEREST EARNINGS	5,989	5,500	35,000	0
493300 - INTEREST REVENUE INVESTMENT	108,238	15,000	24,000	0
NON OPERATING INTEREST	114,227	20,500	59,000	0
NON OPERATING REVENUE TOTAL:	114,227	20,500	59,000	0

HARRIS COUNTY, TEXAS

FY 2025 FINAL ESTIMATE OF AVAILABLE RESOURCES

4109 - HC ROAD REF SER 2014A DS

	Prior Year	Current Year		Next Year
	FY 2023 Actuals	FY 2024 Adjusted Estimate of Resources	FY 2024 Estimated Actuals	FY 2025 Estimate of Resources
<u>TRANSFERS IN&OTHER FIN SOURCES</u>				
TRANSFERS IN-OPERATING				
499008 - OPERATING TRANSFERS IN	0	0	136,736,554	0
TRANSFERS IN-OPERATING	0	0	136,736,554	0
TRANSFERS IN&OTHER FIN SOURCES TOTAL:	0	0	136,736,554	0
TOTAL REVENUES & TRANSFERS-IN	6,697,004	6,718,431	143,369,389	0
TOTAL AVAILABLE RESOURCES	6,986,296	10,257,765	146,991,935	164,130

HARRIS COUNTY, TEXAS

FY 2025 FINAL ESTIMATE OF AVAILABLE RESOURCES

4110 - HC ROAD REF SER 2015A DS

	Prior Year	Current Year		Next Year
	FY 2023 Actuals	FY 2024 Adjusted Estimate of Resources	FY 2024 Estimated Actuals	FY 2025 Estimate of Resources
Available Beginning Cash & Investments	203,079	5,357,440	5,527,682	5,535,698
REVENUES & TRANSFERS-IN				
<u>TAXES</u>				
CURRENT TAXES				
400200 - CURRENT TAXES CYL	10,018,476	9,885,967	9,883,802	45,176,738
400213 - ALLOWANCE FOR REFUNDS CUR TAX	-130,531	-222,486	-149,270	-631,343
400400 - INTEREST AND PENALTY CURRENT	36,083	35,509	29,021	144,307
400413 - INT AND PEN CURR ALLOW REFUNDS	-1,700	-1,554	-928	-4,510
CURRENT TAXES	9,922,328	9,697,436	9,762,625	44,685,192
DELINQUENT TAXES				
402100 - INTEREST PENALTY DELINQUENT	17,080	20,000	27,065	28,341
402113 - INT AND PEN DELINQ ALLOW REFDS	-1,541	-2,000	-2,400	-2,124
402200 - DELINQUENT TAXES	120,063	75,000	44,002	46,413
402213 - DELINQUENT ALLOW FOR REFUNDS	-82,137	-35,000	-153,257	-152,722
402300 - 10 PERCENT RENDITION PENALTY	7,439	7,650	8,000	8,500
DELINQUENT TAXES	60,904	65,650	-76,590	-71,592
TAXES TOTAL:	9,983,232	9,763,086	9,686,035	44,613,600
<u>MISCELLANEOUS</u>				
MISC. REVENUE OTHER				
488001 - OVERAGES SHORTAGES	0	36,350	5,355	5,658
MISC. REVENUE OTHER	0	36,350	5,355	5,658
MISCELLANEOUS TOTAL:	0	36,350	5,355	5,658
<u>NON OPERATING REVENUE</u>				
NON OPERATING INTEREST				
493100 - INTEREST EARNINGS	8,837	8,000	54,000	100,000
493300 - INTEREST REVENUE INVESTMENT	164,883	18,000	40,000	100,000
NON OPERATING INTEREST	173,720	26,000	94,000	200,000
NON OPERATING REVENUE TOTAL:	173,720	26,000	94,000	200,000

HARRIS COUNTY, TEXAS

FY 2025 FINAL ESTIMATE OF AVAILABLE RESOURCES

4110 - HC ROAD REF SER 2015A DS

	Prior Year	Current Year		Next Year
	FY 2023 Actuals	FY 2024 Adjusted Estimate of Resources	FY 2024 Estimated Actuals	FY 2025 Estimate of Resources
<u>TRANSFERS IN&OTHER FIN SOURCES</u>				
TRANSFERS IN-OPERATING				
499008 - OPERATING TRANSFERS IN	187,657	0	277,126	0
TRANSFERS IN-OPERATING	187,657	0	277,126	0
TRANSFERS IN&OTHER FIN SOURCES TOTAL:	187,657	0	277,126	0
TOTAL REVENUES & TRANSFERS-IN	10,344,609	9,825,436	10,062,516	44,819,258
TOTAL AVAILABLE RESOURCES	10,547,688	15,182,876	15,590,198	50,354,956

HARRIS COUNTY, TEXAS

FY 2025 FINAL ESTIMATE OF AVAILABLE RESOURCES

4111 - HC ROAD REF SER 2017A DS

	Prior Year	Current Year		Next Year
	FY 2023 Actuals	FY 2024 Adjusted Estimate of Resources	FY 2024 Estimated Actuals	FY 2025 Estimate of Resources
Available Beginning Cash & Investments	26,209	5,255,177	5,402,913	4,098,773
REVENUES & TRANSFERS-IN				
<u>TAXES</u>				
CURRENT TAXES				
400200 - CURRENT TAXES CYL	6,003,213	4,592,191	4,596,080	4,485,173
400213 - ALLOWANCE FOR REFUNDS CUR TAX	-78,216	-103,349	-69,412	-62,680
400400 - INTEREST AND PENALTY CURRENT	21,621	16,494	13,495	14,327
400413 - INT AND PEN CURR ALLOW REFUNDS	-1,019	722	-432	-448
CURRENT TAXES	5,945,599	4,506,058	4,539,731	4,436,372
DELINQUENT TAXES				
402100 - INTEREST PENALTY DELINQUENT	6,259	6,500	12,566	13,682
402113 - INT AND PEN DELINQ ALLOW REFDS	-408	-700	-1,200	-1,105
402200 - DELINQUENT TAXES	55,463	30,000	19,498	30,942
402213 - DELINQUENT ALLOW FOR REFUNDS	-42,636	-16,000	-90,070	-101,148
402300 - 10 PERCENT RENDITION PENALTY	4,359	4,781	3,700	4,000
DELINQUENT TAXES	23,037	24,581	-55,506	-53,629
TAXES TOTAL:	5,968,636	4,530,639	4,484,225	4,382,743
<u>MISCELLANEOUS</u>				
MISC. REVENUE OTHER				
488001 - OVERAGES SHORTAGES	0	7,876	3,209	3,391
MISC. REVENUE OTHER	0	7,876	3,209	3,391
MISCELLANEOUS TOTAL:	0	7,876	3,209	3,391
<u>NON OPERATING REVENUE</u>				
NON OPERATING INTEREST				
493100 - INTEREST EARNINGS	5,706	5,000	28,000	27,500
493300 - INTEREST REVENUE INVESTMENT	157,713	13,000	25,000	27,500
NON OPERATING INTEREST	163,419	18,000	53,000	55,000
NON OPERATING REVENUE TOTAL:	163,419	18,000	53,000	55,000

HARRIS COUNTY, TEXAS

FY 2025 FINAL ESTIMATE OF AVAILABLE RESOURCES

4111 - HC ROAD REF SER 2017A DS

	Prior Year	Current Year		Next Year
	FY 2023 Actuals	FY 2024 Adjusted Estimate of Resources	FY 2024 Estimated Actuals	FY 2025 Estimate of Resources
TOTAL REVENUES & TRANSFERS-IN	6,132,055	4,556,515	4,540,434	4,441,134
TOTAL AVAILABLE RESOURCES	6,158,264	9,811,692	9,943,347	8,539,907

HARRIS COUNTY, TEXAS

FY 2025 FINAL ESTIMATE OF AVAILABLE RESOURCES

4112 - HC ROAD REF SER 2019A DS D4

	Prior Year	Current Year		Next Year
	FY 2023 Actuals	FY 2024 Adjusted Estimate of Resources	FY 2024 Estimated Actuals	FY 2025 Estimate of Resources
Available Beginning Cash & Investments	1,103,291	4,417,496	4,524,050	0
REVENUES & TRANSFERS-IN				
<u>TAXES</u>				
CURRENT TAXES				
400200 - CURRENT TAXES CYL	3,385,419	0	0	0
400213 - ALLOWANCE FOR REFUNDS CUR TAX	-44,109	0	0	0
400400 - INTEREST AND PENALTY CURRENT	12,193	0	0	0
400413 - INT AND PEN CURR ALLOW REFUNDS	-575	0	0	0
CURRENT TAXES	3,352,928	0	0	0
DELINQUENT TAXES				
402100 - INTEREST PENALTY DELINQUENT	13,991	0	209	0
402113 - INT AND PEN DELINQ ALLOW REFDS	-1,653	0	-209	0
402200 - DELINQUENT TAXES	78,098	0	17,478	0
402213 - DELINQUENT ALLOW FOR REFUNDS	-54,502	0	-17,478	0
402300 - 10 PERCENT RENDITION PENALTY	2,677	0	46	0
DELINQUENT TAXES	38,611	0	46	0
TAXES TOTAL:	3,391,539	0	46	0
<u>NON OPERATING REVENUE</u>				
NON OPERATING INTEREST				
493100 - INTEREST EARNINGS	3,940	0	2,243	0
493300 - INTEREST REVENUE INVESTMENT	131,654	0	2,086	0
NON OPERATING INTEREST	135,594	0	4,329	0
NON OPERATING REVENUE TOTAL:	135,594	0	4,329	0
TOTAL REVENUES & TRANSFERS-IN	3,527,133	0	4,375	0
TOTAL AVAILABLE RESOURCES	4,630,424	4,417,496	4,528,425	0

HARRIS COUNTY, TEXAS

FY 2025 FINAL ESTIMATE OF AVAILABLE RESOURCES

4113 - HC ROAD REF SER 2021 DS

	Prior Year	Current Year		Next Year
	FY 2023 Actuals	FY 2024 Adjusted Estimate of Resources	FY 2024 Estimated Actuals	FY 2025 Estimate of Resources
Available Beginning Cash & Investments	348,236	5,397,701	5,535,036	3,627,057
REVENUES & TRANSFERS-IN				
<u>TAXES</u>				
CURRENT TAXES				
400200 - CURRENT TAXES CYL	5,963,847	4,018,167	4,015,992	3,835,148
400213 - ALLOWANCE FOR REFUNDS CUR TAX	-77,703	-90,430	-60,652	-53,596
400400 - INTEREST AND PENALTY CURRENT	21,480	14,433	11,792	12,251
400413 - INT AND PEN CURR ALLOW REFUNDS	-1,012	-631	-377	-383
CURRENT TAXES	5,906,612	3,941,539	3,966,755	3,793,420
DELINQUENT TAXES				
402100 - INTEREST PENALTY DELINQUENT	44,971	55,000	53,162	55,704
402113 - INT AND PEN DELINQ ALLOW REFDS	-3,771	-5,000	-4,000	-3,822
402200 - DELINQUENT TAXES	148,251	125,000	67,196	49,508
402213 - DELINQUENT ALLOW FOR REFUNDS	-85,850	-48,000	-140,295	-161,836
402300 - 10 PERCENT RENDITION PENALTY	4,855	4,972	4,000	4,500
DELINQUENT TAXES	108,456	131,972	-19,937	-55,946
TAXES TOTAL:	6,015,068	4,073,511	3,946,818	3,737,474
<u>MISCELLANEOUS</u>				
MISC. REVENUE OTHER				
488001 - OVERAGES SHORTAGES	0	606	4,997	5,281
MISC. REVENUE OTHER	0	606	4,997	5,281
MISCELLANEOUS TOTAL:	0	606	4,997	5,281
<u>NON OPERATING REVENUE</u>				
NON OPERATING INTEREST				
493100 - INTEREST EARNINGS	7,265	5,500	45,502	35,000
493300 - INTEREST REVENUE INVESTMENT	161,703	15,000	22,000	35,000
NON OPERATING INTEREST	168,968	20,500	67,502	70,000
NON OPERATING REVENUE TOTAL:	168,968	20,500	67,502	70,000

HARRIS COUNTY, TEXAS

FY 2025 FINAL ESTIMATE OF AVAILABLE RESOURCES

4113 - HC ROAD REF SER 2021 DS

	Prior Year	Current Year		Next Year
	FY 2023 Actuals	FY 2024 Adjusted Estimate of Resources	FY 2024 Estimated Actuals	FY 2025 Estimate of Resources
<u>TRANSFERS IN&OTHER FIN SOURCES</u>				
TRANSFERS IN-OPERATING				
499008 - OPERATING TRANSFERS IN	0	0	167,049	0
TRANSFERS IN-OPERATING	0	0	167,049	0
TRANSFERS IN&OTHER FIN SOURCES TOTAL:	0	0	167,049	0
TOTAL REVENUES & TRANSFERS-IN	6,184,036	4,094,617	4,186,366	3,812,755
TOTAL AVAILABLE RESOURCES	6,532,272	9,492,318	9,721,402	7,439,812

HARRIS COUNTY, TEXAS

FY 2025 FINAL ESTIMATE OF AVAILABLE RESOURCES

4114 - HC ROAD REF SER 2022A DS

	Prior Year	Current Year		Next Year
	FY 2023 Actuals	FY 2024 Adjusted Estimate of Resources	FY 2024 Estimated Actuals	FY 2025 Estimate of Resources
Available Beginning Cash & Investments	0	24,961,720	25,691,582	44,121,760
REVENUES & TRANSFERS-IN				
<u>TAXES</u>				
CURRENT TAXES				
400200 - CURRENT TAXES CYL	32,004,013	47,835,324	47,790,301	9,555,368
400213 - ALLOWANCE FOR REFUNDS CUR TAX	-416,980	-1,076,547	-721,754	-133,536
400400 - INTEREST AND PENALTY CURRENT	115,267	171,587	140,324	30,522
400413 - INT AND PEN CURR ALLOW REFUNDS	-5,432	-7,507	-4,488	-954
CURRENT TAXES	31,696,868	46,922,857	47,204,383	9,451,400
DELINQUENT TAXES				
402100 - INTEREST PENALTY DELINQUENT	20,933	26,000	64,761	68,409
402113 - INT AND PEN DELINQ ALLOW REFDS	-1,558	-2,000	-6,000	-5,521
402200 - DELINQUENT TAXES	299,945	120,000	100,529	123,768
402213 - DELINQUENT ALLOW FOR REFUNDS	-213,236	-55,000	-477,960	-404,590
402300 - 10 PERCENT RENDITION PENALTY	23,221	23,905	40,000	42,000
DELINQUENT TAXES	129,305	112,905	-278,670	-175,934
TAXES TOTAL:	31,826,173	47,035,762	46,925,713	9,275,466
<u>MISCELLANEOUS</u>				
MISC. REVENUE OTHER				
488001 - OVERAGES SHORTAGES	1	12,117	0	0
MISC. REVENUE OTHER	1	12,117	0	0
MISCELLANEOUS TOTAL:	1	12,117	0	0
<u>NON OPERATING REVENUE</u>				
NON OPERATING INTEREST				
493100 - INTEREST EARNINGS	30,059	26,000	292,000	50,000
493300 - INTEREST REVENUE INVESTMENT	753,295	55,000	245,000	50,000
NON OPERATING INTEREST	783,354	81,000	537,000	100,000
NON OPERATING REVENUE TOTAL:	783,354	81,000	537,000	100,000

HARRIS COUNTY, TEXAS

FY 2025 FINAL ESTIMATE OF AVAILABLE RESOURCES

4114 - HC ROAD REF SER 2022A DS

	Prior Year	Current Year		Next Year
	FY 2023 Actuals	FY 2024 Adjusted Estimate of Resources	FY 2024 Estimated Actuals	FY 2025 Estimate of Resources
<u>TRANSFERS IN&OTHER FIN SOURCES</u>				
TRANSFERS IN-OPERATING				
499008 - OPERATING TRANSFERS IN	546,929	0	4,090	0
TRANSFERS IN-OPERATING	546,929	0	4,090	0
TRANSFERS IN&OTHER FIN SOURCES TOTAL:	546,929	0	4,090	0
TOTAL REVENUES & TRANSFERS-IN	33,156,457	47,128,879	47,466,803	9,375,466
TOTAL AVAILABLE RESOURCES	33,156,457	72,090,599	73,158,385	53,497,226

HARRIS COUNTY, TEXAS

FY 2025 FINAL ESTIMATE OF AVAILABLE RESOURCES

4115 - HC ROAD REF SER 2023A DS

	Prior Year	Current Year		Next Year
	FY 2023 Actuals	FY 2024 Adjusted Estimate of Resources	FY 2024 Estimated Actuals	FY 2025 Estimate of Resources
Available Beginning Cash & Investments	0	0	6,218	35,198
REVENUES & TRANSFERS-IN				
<u>TAXES</u>				
CURRENT TAXES				
400200 - CURRENT TAXES CYL	0	4,655,972	4,663,013	5,980,230
400213 - ALLOWANCE FOR REFUNDS CUR TAX	0	-104,784	-70,423	-83,573
400400 - INTEREST AND PENALTY CURRENT	0	16,723	13,692	19,102
400413 - INT AND PEN CURR ALLOW REFUNDS	0	-732	-438	-597
CURRENT TAXES	0	4,567,179	4,605,844	5,915,162
DELINQUENT TAXES				
402100 - INTEREST PENALTY DELINQUENT	0	7,000	0	7,000
402113 - INT AND PEN DELINQ ALLOW REFDS	0	-750	0	-750
402200 - DELINQUENT TAXES	0	40,000	0	40,000
402213 - DELINQUENT ALLOW FOR REFUNDS	0	-16,500	0	-33,379
402300 - 10 PERCENT RENDITION PENALTY	0	4,800	3,500	3,600
DELINQUENT TAXES	0	34,550	3,500	16,471
TAXES TOTAL:	0	4,601,729	4,609,344	5,931,633
<u>MISCELLANEOUS</u>				
MISC. REVENUE REIMBURSEMENTS				
485027 - REIMB OTHER	6,212	0	0	0
MISC. REVENUE REIMBURSEMENTS	6,212	0	0	0
MISC. REVENUE OTHER				
488001 - OVERAGES SHORTAGES	0	8,000	0	0
MISC. REVENUE OTHER	0	8,000	0	0
MISCELLANEOUS TOTAL:	6,212	8,000	0	0
<u>NON OPERATING REVENUE</u>				
NON OPERATING INTEREST				
493100 - INTEREST EARNINGS	0	5,000	21,100	20,000

HARRIS COUNTY, TEXAS

FY 2025 FINAL ESTIMATE OF AVAILABLE RESOURCES

4115 - HC ROAD REF SER 2023A DS

	Prior Year	Current Year		Next Year
	FY 2023 Actuals	FY 2024 Adjusted Estimate of Resources	FY 2024 Estimated Actuals	FY 2025 Estimate of Resources
493300 - INTEREST REVENUE INVESTMENT	6	13,000	14,000	20,000
NON OPERATING INTEREST	6	18,000	35,100	40,000
NON OPERATING REVENUE TOTAL:	6	18,000	35,100	40,000
<u>TRANSFERS IN&OTHER FIN SOURCES</u>				
TRANSFERS IN-OPERATING				
499008 - OPERATING TRANSFERS IN	0	0	11,786	0
TRANSFERS IN-OPERATING	0	0	11,786	0
OTHER FINANCING SOURCES				
499102 - PROCEEDS OF BONDS ISSUED	96,560,000	0	0	0
499104 - PREMIUM ON BONDS ISSUED	4,556,508	0	0	0
OTHER FINANCING SOURCES	101,116,508	0	0	0
TRANSFERS IN&OTHER FIN SOURCES TOTAL:	101,116,508	0	11,786	0
TOTAL REVENUES & TRANSFERS-IN	101,122,726	4,627,729	4,656,230	5,971,633
TOTAL AVAILABLE RESOURCES	101,122,726	4,627,729	4,662,448	6,006,831

HARRIS COUNTY, TEXAS

FY 2025 FINAL ESTIMATE OF AVAILABLE RESOURCES

4116 - HC ROAD REF SER 2024A DS

	Prior Year	Current Year		Next Year
	FY 2023 Actuals	FY 2024 Adjusted Estimate of Resources	FY 2024 Estimated Actuals	FY 2025 Estimate of Resources
Available Beginning Cash & Investments	0	0	0	0
REVENUES & TRANSFERS-IN				
<u>TAXES</u>				
CURRENT TAXES				
400200 - CURRENT TAXES CYL	0	0	0	22,685,873
400213 - ALLOWANCE FOR REFUNDS CUR TAX	0	0	0	-317,034
400400 - INTEREST AND PENALTY CURRENT	0	0	0	72,465
400413 - INT AND PEN CURR ALLOW REFUNDS	0	0	0	-2,265
CURRENT TAXES	0	0	0	22,439,039
DELINQUENT TAXES				
402100 - INTEREST PENALTY DELINQUENT	0	0	0	25,000
402113 - INT AND PEN DELINQ ALLOW REFDS	0	0	0	-2,000
402200 - DELINQUENT TAXES	0	0	0	40,000
402213 - DELINQUENT ALLOW FOR REFUNDS	0	0	0	-40,000
DELINQUENT TAXES	0	0	0	23,000
TAXES TOTAL:	0	0	0	22,462,039
<u>NON OPERATING REVENUE</u>				
NON OPERATING INTEREST				
493100 - INTEREST EARNINGS	0	0	0	100,000
493300 - INTEREST REVENUE INVESTMENT	0	0	0	100,000
NON OPERATING INTEREST	0	0	0	200,000
NON OPERATING REVENUE TOTAL:	0	0	0	200,000
<u>TRANSFERS IN&OTHER FIN SOURCES</u>				
TRANSFERS IN-OPERATING				
499008 - OPERATING TRANSFERS IN	0	0	3,363,750	0
TRANSFERS IN-OPERATING	0	0	3,363,750	0
OTHER FINANCING SOURCES				
499102 - PROCEEDS OF BONDS ISSUED	0	0	221,630,000	0

HARRIS COUNTY, TEXAS

FY 2025 FINAL ESTIMATE OF AVAILABLE RESOURCES

4116 - HC ROAD REF SER 2024A DS

	Prior Year	Current Year		Next Year
	FY 2023 Actuals	FY 2024 Adjusted Estimate of Resources	FY 2024 Estimated Actuals	FY 2025 Estimate of Resources
499104 - PREMIUM ON BONDS ISSUED	0	0	20,975,590	0
OTHER FINANCING SOURCES	0	0	242,605,590	0
TRANSFERS IN&OTHER FIN SOURCES TOTAL:	0	0	245,969,340	0
TOTAL REVENUES & TRANSFERS-IN	0	0	245,969,340	22,662,039
TOTAL AVAILABLE RESOURCES	0	0	245,969,340	22,662,039

HARRIS COUNTY, TEXAS

FY 2025 FINAL ESTIMATE OF AVAILABLE RESOURCES

4372 - HC COI ROAD REF 2022A

	Prior Year	Current Year		Next Year
	FY 2023 Actuals	FY 2024 Adjusted Estimate of Resources	FY 2024 Estimated Actuals	FY 2025 Estimate of Resources
Available Beginning Cash & Investments	316,207	0	0	0
REVENUES & TRANSFERS-IN				
<u>NON OPERATING REVENUE</u>				
NON OPERATING INTEREST				
493100 - INTEREST EARNINGS	542	0	0	0
NON OPERATING INTEREST	542	0	0	0
NON OPERATING REVENUE TOTAL:	542	0	0	0
TOTAL REVENUES & TRANSFERS-IN	542	0	0	0
TOTAL AVAILABLE RESOURCES	316,749	0	0	0

HARRIS COUNTY, TEXAS

FY 2025 FINAL ESTIMATE OF AVAILABLE RESOURCES

4373 - HC COI ROAD REF 2023A

	Prior Year	Current Year		Next Year
	FY 2023 Actuals	FY 2024 Adjusted Estimate of Resources	FY 2024 Estimated Actuals	FY 2025 Estimate of Resources
Available Beginning Cash & Investments	0	299,461	299,700	0
REVENUES & TRANSFERS-IN				
<u>NON OPERATING REVENUE</u>				
NON OPERATING INTEREST				
493100 - INTEREST EARNINGS	240	1,524	1,283	0
NON OPERATING INTEREST	240	1,524	1,283	0
NON OPERATING REVENUE TOTAL:	240	1,524	1,283	0
<u>TRANSFERS IN&OTHER FIN SOURCES</u>				
TRANSFERS IN-OPERATING				
499008 - OPERATING TRANSFERS IN	299,460	0	0	0
TRANSFERS IN-OPERATING	299,460	0	0	0
TRANSFERS IN&OTHER FIN SOURCES TOTAL:	299,460	0	0	0
TOTAL REVENUES & TRANSFERS-IN	299,700	1,524	1,283	0
TOTAL AVAILABLE RESOURCES	299,700	300,985	300,983	0

HARRIS COUNTY, TEXAS

FY 2025 FINAL ESTIMATE OF AVAILABLE RESOURCES

4374 - HC COI ROAD REF 2024A

	Prior Year	Current Year		Next Year
	FY 2023 Actuals	FY 2024 Adjusted Estimate of Resources	FY 2024 Estimated Actuals	FY 2025 Estimate of Resources
Available Beginning Cash & Investments	0	0	0	463,887
REVENUES & TRANSFERS-IN				
<u>TRANSFERS IN&OTHER FIN SOURCES</u>				
TRANSFERS IN-OPERATING				
499008 - OPERATING TRANSFERS IN	0	0	463,887	0
TRANSFERS IN-OPERATING	0	0	463,887	0
TRANSFERS IN&OTHER FIN SOURCES TOTAL:	0	0	463,887	0
TOTAL REVENUES & TRANSFERS-IN	0	0	463,887	0
TOTAL AVAILABLE RESOURCES	0	0	463,887	463,887

HARRIS COUNTY, TEXAS

FY 2025 FINAL ESTIMATE OF AVAILABLE RESOURCES

4703 - HC COMM PAPER SER C DS

	Prior Year	Current Year		Next Year
	FY 2023 Actuals	FY 2024 Adjusted Estimate of Resources	FY 2024 Estimated Actuals	FY 2025 Estimate of Resources
Available Beginning Cash & Investments	1,007,663	57,141	164,751	842,091
REVENUES & TRANSFERS-IN				
<u>TAXES</u>				
CURRENT TAXES				
400200 - CURRENT TAXES CYL	0	3,125,241	3,123,549	3,900,150
400213 - ALLOWANCE FOR REFUNDS CUR TAX	0	-70,334	-47,174	-54,504
400400 - INTEREST AND PENALTY CURRENT	0	11,215	9,172	12,458
400413 - INT AND PEN CURR ALLOW REFUNDS	0	-490	-293	-389
CURRENT TAXES	0	3,065,632	3,085,254	3,857,715
DELINQUENT TAXES				
402100 - INTEREST PENALTY DELINQUENT	2,625	3,000	1,837	1,955
402113 - INT AND PEN DELINQ ALLOW REFDS	-287	-400	-125	-128
402200 - DELINQUENT TAXES	8,609	8,000	1,800	1,238
402213 - DELINQUENT ALLOW FOR REFUNDS	-6,227	-4,750	-1,500	-3,237
402300 - 10 PERCENT RENDITION PENALTY	29	40	2,500	2,600
DELINQUENT TAXES	4,749	5,890	4,512	2,428
TAXES TOTAL:	4,749	3,071,522	3,089,766	3,860,143
<u>MISCELLANEOUS</u>				
MISC. REVENUE OTHER				
488001 - OVERAGES SHORTAGES	0	3,029	0	0
MISC. REVENUE OTHER	0	3,029	0	0
MISCELLANEOUS TOTAL:	0	3,029	0	0
<u>NON OPERATING REVENUE</u>				
NON OPERATING INTEREST				
493100 - INTEREST EARNINGS	3,774	4,000	11,517	12,000
493300 - INTEREST REVENUE INVESTMENT	0	0	70,000	120,000
NON OPERATING INTEREST	3,774	4,000	81,517	132,000
NON OPERATING REVENUE TOTAL:	3,774	4,000	81,517	132,000

HARRIS COUNTY, TEXAS

FY 2025 FINAL ESTIMATE OF AVAILABLE RESOURCES

4703 - HC COMM PAPER SER C DS

	Prior Year	Current Year		Next Year
	FY 2023 Actuals	FY 2024 Adjusted Estimate of Resources	FY 2024 Estimated Actuals	FY 2025 Estimate of Resources
<u>TRANSFERS IN&OTHER FIN SOURCES</u>				
TRANSFERS IN-OPERATING				
499008 - OPERATING TRANSFERS IN	42,295,211	1,500,000	108,507,845	0
TRANSFERS IN-OPERATING	42,295,211	1,500,000	108,507,845	0
TRANSFERS IN&OTHER FIN SOURCES TOTAL:	42,295,211	1,500,000	108,507,845	0
TOTAL REVENUES & TRANSFERS-IN	42,303,734	4,578,551	111,679,128	3,992,143
TOTAL AVAILABLE RESOURCES	43,311,397	4,635,692	111,843,879	4,834,234

HARRIS COUNTY, TEXAS

FY 2025 FINAL ESTIMATE OF AVAILABLE RESOURCES

4709 - HC COMM PAPER SER C-2 DS

	Prior Year	Current Year		Next Year
	FY 2023 Actuals	FY 2024 Adjusted Estimate of Resources	FY 2024 Estimated Actuals	FY 2025 Estimate of Resources
Available Beginning Cash & Investments	0	0	0	587,171
REVENUES & TRANSFERS-IN				
<u>TAXES</u>				
CURRENT TAXES				
400200 - CURRENT TAXES CYL	0	0	0	260,010
400213 - ALLOWANCE FOR REFUNDS CUR TAX	0	0	0	-3,634
400400 - INTEREST AND PENALTY CURRENT	0	0	0	831
400413 - INT AND PEN CURR ALLOW REFUNDS	0	0	0	-26
CURRENT TAXES	0	0	0	257,181
TAXES TOTAL:	0	0	0	257,181
<u>NON OPERATING REVENUE</u>				
NON OPERATING INTEREST				
493100 - INTEREST EARNINGS	0	0	4,000	4,500
493300 - INTEREST REVENUE INVESTMENT	0	0	24,000	48,000
NON OPERATING INTEREST	0	0	28,000	52,500
NON OPERATING REVENUE TOTAL:	0	0	28,000	52,500
<u>TRANSFERS IN&OTHER FIN SOURCES</u>				
TRANSFERS IN-OPERATING				
499008 - OPERATING TRANSFERS IN	0	1,100,000	2,112,632	0
TRANSFERS IN-OPERATING	0	1,100,000	2,112,632	0
TRANSFERS IN&OTHER FIN SOURCES TOTAL:	0	1,100,000	2,112,632	0
TOTAL REVENUES & TRANSFERS-IN	0	1,100,000	2,140,632	309,681
TOTAL AVAILABLE RESOURCES	0	1,100,000	2,140,632	896,852

HARRIS COUNTY, TEXAS

FY 2025 FINAL ESTIMATE OF AVAILABLE RESOURCES

4603 - HC FC AGREEMENT REF SER 2014A

	Prior Year	Current Year		Next Year
	FY 2023 Actuals	FY 2024 Adjusted Estimate of Resources	FY 2024 Estimated Actuals	FY 2025 Estimate of Resources
Available Beginning Cash & Investments	7,104	40,113	200,597	174,066
REVENUES & TRANSFERS-IN				
<u>TAXES</u>				
CURRENT TAXES				
400200 - CURRENT TAXES CYL	2,972,082	2,933,900	2,922,750	29,186,123
400213 - ALLOWANCE FOR REFUNDS CUR TAX	-38,723	-66,028	-44,141	-407,875
400400 - INTEREST AND PENALTY CURRENT	10,704	10,538	8,582	93,228
400413 - INT AND PEN CURR ALLOW REFUNDS	-504	-461	-274	-2,913
CURRENT TAXES	2,943,559	2,877,949	2,886,917	28,868,563
DELINQUENT TAXES				
402100 - INTEREST PENALTY DELINQUENT	9,580	12,000	9,666	10,750
402113 - INT AND PEN DELINQ ALLOW REFDS	-945	-1,100	-1,000	-935
402200 - DELINQUENT TAXES	54,552	45,000	16,448	27,848
402213 - DELINQUENT ALLOW FOR REFUNDS	-70,499	-45,000	-57,046	-91,033
402300 - 10 PERCENT RENDITION PENALTY	2,432	2,582	2,500	2,600
DELINQUENT TAXES	-4,880	13,482	-29,432	-50,770
TAXES TOTAL:	2,938,679	2,891,431	2,857,485	28,817,793
<u>MISCELLANEOUS</u>				
MISC. REVENUE OTHER				
488001 - OVERAGES SHORTAGES	2,302	10,602	1,608	2,500
MISC. REVENUE OTHER	2,302	10,602	1,608	2,500
MISCELLANEOUS TOTAL:	2,302	10,602	1,608	2,500
<u>NON OPERATING REVENUE</u>				
NON OPERATING INTEREST				
493100 - INTEREST EARNINGS	1,823	1,700	17,000	100,000
493300 - INTEREST REVENUE INVESTMENT	42,689	4,000	8,000	100,000
NON OPERATING INTEREST	44,512	5,700	25,000	200,000
NON OPERATING REVENUE TOTAL:	44,512	5,700	25,000	200,000

HARRIS COUNTY, TEXAS

FY 2025 FINAL ESTIMATE OF AVAILABLE RESOURCES

4603 - HC FC AGREEMENT REF SER 2014A

	Prior Year	Current Year		Next Year
	FY 2023 Actuals	FY 2024 Adjusted Estimate of Resources	FY 2024 Estimated Actuals	FY 2025 Estimate of Resources
TOTAL REVENUES & TRANSFERS-IN	2,985,493	2,907,733	2,884,093	29,020,293
TOTAL AVAILABLE RESOURCES	2,992,597	2,947,846	3,084,690	29,194,359

HARRIS COUNTY, TEXAS

FY 2025 FINAL ESTIMATE OF AVAILABLE RESOURCES

4604 - HC FC AGREEMENT REF SER 2014B

	Prior Year	Current Year		Next Year
	FY 2023 Actuals	FY 2024 Adjusted Estimate of Resources	FY 2024 Estimated Actuals	FY 2025 Estimate of Resources
Available Beginning Cash & Investments	7,885	988	12,964	248,892
REVENUES & TRANSFERS-IN				
<u>TAXES</u>				
CURRENT TAXES				
400200 - CURRENT TAXES CYL	579,100	23,152,297	23,126,248	0
400213 - ALLOWANCE FOR REFUNDS CUR TAX	-15,552	-521,049	-349,420	0
400400 - INTEREST AND PENALTY CURRENT	2,056	83,159	76,281	0
400413 - INT AND PEN CURR ALLOW REFUNDS	-97	-3,638	-2,173	0
CURRENT TAXES	565,507	22,710,769	22,850,936	0
DELINQUENT TAXES				
402100 - INTEREST PENALTY DELINQUENT	54,974	80,000	32,864	0
402113 - INT AND PEN DELINQ ALLOW REFDS	-4,005	-5,500	-2,000	0
402200 - DELINQUENT TAXES	77,967	80,000	48,248	0
402213 - DELINQUENT ALLOW FOR REFUNDS	-200,842	-80,000	-55,412	0
402300 - 10 PERCENT RENDITION PENALTY	1,774	1,913	18,000	0
DELINQUENT TAXES	-70,132	76,413	41,700	0
TAXES TOTAL:	495,375	22,787,182	22,892,636	0
<u>MISCELLANEOUS</u>				
MISC. REVENUE OTHER				
488001 - OVERAGES SHORTAGES	572	3,029	313	0
MISC. REVENUE OTHER	572	3,029	313	0
MISCELLANEOUS TOTAL:	572	3,029	313	0
<u>NON OPERATING REVENUE</u>				
NON OPERATING INTEREST				
493100 - INTEREST EARNINGS	311	300	150,000	0
493300 - INTEREST REVENUE INVESTMENT	9,824	600	80,000	0
NON OPERATING INTEREST	10,135	900	230,000	0
NON OPERATING REVENUE TOTAL:	10,135	900	230,000	0

HARRIS COUNTY, TEXAS

FY 2025 FINAL ESTIMATE OF AVAILABLE RESOURCES

4604 - HC FC AGREEMENT REF SER 2014B

	Prior Year	Current Year		Next Year
	FY 2023 Actuals	FY 2024 Adjusted Estimate of Resources	FY 2024 Estimated Actuals	FY 2025 Estimate of Resources
<u>TRANSFERS IN&OTHER FIN SOURCES</u>				
TRANSFERS IN-OPERATING				
499008 - OPERATING TRANSFERS IN	209,000	0	0	0
TRANSFERS IN-OPERATING	209,000	0	0	0
TRANSFERS IN&OTHER FIN SOURCES TOTAL:	209,000	0	0	0
TOTAL REVENUES & TRANSFERS-IN	715,082	22,791,111	23,122,949	0
TOTAL AVAILABLE RESOURCES	722,967	22,792,099	23,135,913	248,892

HARRIS COUNTY, TEXAS

FY 2025 FINAL ESTIMATE OF AVAILABLE RESOURCES

4605 - HC FC AGREEMENT REF SER 2015B

	Prior Year	Current Year		Next Year
	FY 2023 Actuals	FY 2024 Adjusted Estimate of Resources	FY 2024 Estimated Actuals	FY 2025 Estimate of Resources
Available Beginning Cash & Investments	2,197	27,941	46,023	31,518
REVENUES & TRANSFERS-IN				
<u>TAXES</u>				
CURRENT TAXES				
400200 - CURRENT TAXES CYL	1,436,835	1,403,169	1,405,597	1,430,055
400213 - ALLOWANCE FOR REFUNDS CUR TAX	-18,721	-31,579	-21,228	-19,985
400400 - INTEREST AND PENALTY CURRENT	5,175	5,040	4,127	4,568
400413 - INT AND PEN CURR ALLOW REFUNDS	-244	-220	-132	-143
CURRENT TAXES	1,423,045	1,376,410	1,388,364	1,414,495
DELINQUENT TAXES				
402100 - INTEREST PENALTY DELINQUENT	6,341	8,000	5,800	6,060
402113 - INT AND PEN DELINQ ALLOW REFDS	-541	-750	-500	-510
402200 - DELINQUENT TAXES	27,577	23,000	8,629	12,377
402213 - DELINQUENT ALLOW FOR REFUNDS	-33,382	-23,000	-27,400	-40,459
402300 - 10 PERCENT RENDITION PENALTY	1,185	1,434	1,200	1,300
DELINQUENT TAXES	1,180	8,684	-12,271	-21,232
TAXES TOTAL:	1,424,225	1,385,094	1,376,093	1,393,263
<u>MISCELLANEOUS</u>				
MISC. REVENUE OTHER				
488001 - OVERAGES SHORTAGES	1,066	6,058	777	821
MISC. REVENUE OTHER	1,066	6,058	777	821
MISCELLANEOUS TOTAL:	1,066	6,058	777	821
<u>NON OPERATING REVENUE</u>				
NON OPERATING INTEREST				
493100 - INTEREST EARNINGS	882	800	7,300	6,000
493300 - INTEREST REVENUE INVESTMENT	20,654	2,000	3,400	6,000
NON OPERATING INTEREST	21,536	2,800	10,700	12,000
NON OPERATING REVENUE TOTAL:	21,536	2,800	10,700	12,000

HARRIS COUNTY, TEXAS

FY 2025 FINAL ESTIMATE OF AVAILABLE RESOURCES

4605 - HC FC AGREEMENT REF SER 2015B

	Prior Year	Current Year		Next Year
	FY 2023 Actuals	FY 2024 Adjusted Estimate of Resources	FY 2024 Estimated Actuals	FY 2025 Estimate of Resources
TOTAL REVENUES & TRANSFERS-IN	1,446,827	1,393,952	1,387,570	1,406,084
TOTAL AVAILABLE RESOURCES	1,449,024	1,421,893	1,433,593	1,437,602

HARRIS COUNTY, TEXAS

FY 2025 FINAL ESTIMATE OF AVAILABLE RESOURCES

4606 - HC FC AGREEMENT REF SER 2017A

	Prior Year	Current Year		Next Year
	FY 2023 Actuals	FY 2024 Adjusted Estimate of Resources	FY 2024 Estimated Actuals	FY 2025 Estimate of Resources
Available Beginning Cash & Investments	7,360	121,500	227,405	168,144
REVENUES & TRANSFERS-IN				
<u>TAXES</u>				
CURRENT TAXES				
400200 - CURRENT TAXES CYL	7,853,384	11,034,015	11,021,666	13,325,513
400213 - ALLOWANCE FOR REFUNDS CUR TAX	-102,322	-248,324	-166,455	-186,223
400400 - INTEREST AND PENALTY CURRENT	28,285	39,632	32,362	42,565
400413 - INT AND PEN CURR ALLOW REFUNDS	-1,333	-1,734	-1,035	-1,330
CURRENT TAXES	7,778,014	10,823,589	10,886,538	13,180,525
DELINQUENT TAXES				
402100 - INTEREST PENALTY DELINQUENT	27,779	35,000	28,031	29,318
402113 - INT AND PEN DELINQ ALLOW REFDS	-2,615	-4,000	-2,500	-2,209
402200 - DELINQUENT TAXES	146,830	120,000	44,923	61,884
402213 - DELINQUENT ALLOW FOR REFUNDS	-185,596	-120,000	-150,697	-202,295
402300 - 10 PERCENT RENDITION PENALTY	6,454	6,694	9,000	10,000
DELINQUENT TAXES	-7,148	37,694	-71,243	-103,302
TAXES TOTAL:	7,770,866	10,861,283	10,815,295	13,077,223
<u>MISCELLANEOUS</u>				
MISC. REVENUE OTHER				
488001 - OVERAGES SHORTAGES	6,070	27,263	4,248	24,834
MISC. REVENUE OTHER	6,070	27,263	4,248	24,834
MISCELLANEOUS TOTAL:	6,070	27,263	4,248	24,834
<u>NON OPERATING REVENUE</u>				
NON OPERATING INTEREST				
493100 - INTEREST EARNINGS	4,808	4,200	59,596	47,000
493300 - INTEREST REVENUE INVESTMENT	112,301	9,000	30,000	47,000
NON OPERATING INTEREST	117,109	13,200	89,596	94,000
NON OPERATING REVENUE TOTAL:	117,109	13,200	89,596	94,000

HARRIS COUNTY, TEXAS

FY 2025 FINAL ESTIMATE OF AVAILABLE RESOURCES

4606 - HC FC AGREEMENT REF SER 2017A

	Prior Year	Current Year		Next Year
	FY 2023 Actuals	FY 2024 Adjusted Estimate of Resources	FY 2024 Estimated Actuals	FY 2025 Estimate of Resources
<u>TRANSFERS IN&OTHER FIN SOURCES</u>				
TRANSFERS IN-OPERATING				
499008 - OPERATING TRANSFERS IN	0	0	0	1,079,245
TRANSFERS IN-OPERATING	0	0	0	1,079,245
TRANSFERS IN&OTHER FIN SOURCES TOTAL:	0	0	0	1,079,245
TOTAL REVENUES & TRANSFERS-IN	7,894,045	10,901,746	10,909,139	14,275,302
TOTAL AVAILABLE RESOURCES	7,901,405	11,023,246	11,136,544	14,443,446

HARRIS COUNTY, TEXAS

FY 2025 FINAL ESTIMATE OF AVAILABLE RESOURCES

4608 - HC FC AGRMNT REF SER 2019A D1

	Prior Year	Current Year		Next Year
	FY 2023 Actuals	FY 2024 Adjusted Estimate of Resources	FY 2024 Estimated Actuals	FY 2025 Estimate of Resources
Available Beginning Cash & Investments	6,458	659,831	1,565,096	830,353
REVENUES & TRANSFERS-IN				
<u>TAXES</u>				
CURRENT TAXES				
400200 - CURRENT TAXES CYL	35,035,142	7,653,652	7,652,695	0
400213 - ALLOWANCE FOR REFUNDS CUR TAX	-456,472	-172,248	-115,575	0
400400 - INTEREST AND PENALTY CURRENT	126,184	27,491	22,470	0
400413 - INT AND PEN CURR ALLOW REFUNDS	-5,946	-1,203	-719	0
CURRENT TAXES	34,698,908	7,507,692	7,558,871	0
DELINQUENT TAXES				
402100 - INTEREST PENALTY DELINQUENT	84,384	105,000	101,491	0
402113 - INT AND PEN DELINQ ALLOW REFDS	-7,936	-12,000	-9,200	0
402200 - DELINQUENT TAXES	540,242	410,000	152,879	0
402213 - DELINQUENT ALLOW FOR REFUNDS	-636,482	-410,000	-626,086	0
402300 - 10 PERCENT RENDITION PENALTY	27,393	28,685	8,000	0
DELINQUENT TAXES	7,601	121,685	-372,916	0
TAXES TOTAL:	34,706,509	7,629,377	7,185,955	0
<u>MISCELLANEOUS</u>				
MISC. REVENUE OTHER				
488001 - OVERAGES SHORTAGES	26,475	9,088	18,942	0
MISC. REVENUE OTHER	26,475	9,088	18,942	0
MISCELLANEOUS TOTAL:	26,475	9,088	18,942	0
<u>NON OPERATING REVENUE</u>				
NON OPERATING INTEREST				
493100 - INTEREST EARNINGS	27,866	17,000	64,985	0
493300 - INTEREST REVENUE INVESTMENT	942,787	45,000	32,000	0
NON OPERATING INTEREST	970,653	62,000	96,985	0
NON OPERATING REVENUE TOTAL:	970,653	62,000	96,985	0

HARRIS COUNTY, TEXAS

FY 2025 FINAL ESTIMATE OF AVAILABLE RESOURCES

4608 - HC FC AGRMNT REF SER 2019A D1

	Prior Year	Current Year		Next Year
	FY 2023 Actuals	FY 2024 Adjusted Estimate of Resources	FY 2024 Estimated Actuals	FY 2025 Estimate of Resources
TOTAL REVENUES & TRANSFERS-IN	35,703,637	7,700,465	7,301,882	0
TOTAL AVAILABLE RESOURCES	35,710,095	8,360,296	8,866,978	830,353

HARRIS COUNTY, TEXAS

FY 2025 FINAL ESTIMATE OF AVAILABLE RESOURCES

4701 - HC COMM PAPER SER A1 DS

	Prior Year	Current Year		Next Year
	FY 2023 Actuals	FY 2024 Adjusted Estimate of Resources	FY 2024 Estimated Actuals	FY 2025 Estimate of Resources
Available Beginning Cash & Investments	770,192	264,655	312,228	581,036
REVENUES & TRANSFERS-IN				
<u>TAXES</u>				
CURRENT TAXES				
400200 - CURRENT TAXES CYL	24,034,859	29,338,999	29,316,739	71,307,744
400213 - ALLOWANCE FOR REFUNDS CUR TAX	-645,691	-660,282	-442,756	-996,552
400400 - INTEREST AND PENALTY CURRENT	85,352	105,381	86,081	227,776
400413 - INT AND PEN CURR ALLOW REFUNDS	-4,022	-4,599	-2,753	-7,118
CURRENT TAXES	23,470,498	28,779,499	28,957,311	70,531,850
DELINQUENT TAXES				
402100 - INTEREST PENALTY DELINQUENT	92,605	110,000	84,092	87,954
402113 - INT AND PEN DELINQ ALLOW REFDS	-9,099	-12,000	-8,000	-7,220
402200 - DELINQUENT TAXES	491,130	350,000	144,092	185,652
402213 - DELINQUENT ALLOW FOR REFUNDS	-678,689	-350,000	-484,408	-606,885
402300 - 10 PERCENT RENDITION PENALTY	20,011	22,948	24,000	25,000
DELINQUENT TAXES	-84,042	120,948	-240,224	-315,499
TAXES TOTAL:	23,386,456	28,900,447	28,717,087	70,216,351
<u>MISCELLANEOUS</u>				
MISC. REVENUE OTHER				
488001 - OVERAGES SHORTAGES	23,927	90,875	12,864	13,594
MISC. REVENUE OTHER	23,927	90,875	12,864	13,594
MISCELLANEOUS TOTAL:	23,927	90,875	12,864	13,594
<u>NON OPERATING REVENUE</u>				
NON OPERATING INTEREST				
493100 - INTEREST EARNINGS	67,557	75,000	14,401	87,500
493300 - INTEREST REVENUE INVESTMENT	0	0	33,000	262,500
NON OPERATING INTEREST	67,557	75,000	47,401	350,000
NON OPERATING REVENUE TOTAL:	67,557	75,000	47,401	350,000

HARRIS COUNTY, TEXAS

FY 2025 FINAL ESTIMATE OF AVAILABLE RESOURCES

4701 - HC COMM PAPER SER A1 DS

	Prior Year	Current Year		Next Year
	FY 2023 Actuals	FY 2024 Adjusted Estimate of Resources	FY 2024 Estimated Actuals	FY 2025 Estimate of Resources
<u>TRANSFERS IN&OTHER FIN SOURCES</u>				
TRANSFERS IN-OPERATING				
499008 - OPERATING TRANSFERS IN	6,148	0	16,697	0
TRANSFERS IN-OPERATING	6,148	0	16,697	0
TRANSFERS IN&OTHER FIN SOURCES TOTAL:	6,148	0	16,697	0
TOTAL REVENUES & TRANSFERS-IN	23,484,088	29,066,322	28,794,049	70,579,945
TOTAL AVAILABLE RESOURCES	24,254,280	29,330,977	29,106,277	71,160,981

HARRIS COUNTY, TEXAS

FY 2025 FINAL ESTIMATE OF AVAILABLE RESOURCES

4702 - HC COMM PAPER SER B DS

	Prior Year	Current Year		Next Year
	FY 2023 Actuals	FY 2024 Adjusted Estimate of Resources	FY 2024 Estimated Actuals	FY 2025 Estimate of Resources
Available Beginning Cash & Investments	95,227	2,964	79,944	475,666
REVENUES & TRANSFERS-IN				
<u>TAXES</u>				
CURRENT TAXES				
400200 - CURRENT TAXES CYL	118,096	318,902	312,355	0
400213 - ALLOWANCE FOR REFUNDS CUR TAX	-1,539	-7,177	-4,717	0
400400 - INTEREST AND PENALTY CURRENT	425	1,144	918	0
400413 - INT AND PEN CURR ALLOW REFUNDS	-20	-50	-29	0
CURRENT TAXES	116,962	312,819	308,527	0
DELINQUENT TAXES				
402100 - INTEREST PENALTY DELINQUENT	375	600	484	587
402113 - INT AND PEN DELINQ ALLOW REFDS	-36	-50	-40	-43
402200 - DELINQUENT TAXES	1,935	1,600	636	619
402213 - DELINQUENT ALLOW FOR REFUNDS	-1,401	-850	-1,885	-2,023
402300 - 10 PERCENT RENDITION PENALTY	89	120	250	300
DELINQUENT TAXES	962	1,420	-555	-560
TAXES TOTAL:	117,924	314,239	307,972	-560
<u>MISCELLANEOUS</u>				
MISC. REVENUE OTHER				
488001 - OVERAGES SHORTAGES	0	303	64	67
MISC. REVENUE OTHER	0	303	64	67
MISCELLANEOUS TOTAL:	0	303	64	67
<u>NON OPERATING REVENUE</u>				
NON OPERATING INTEREST				
493100 - INTEREST EARNINGS	180	100	795	900
493300 - INTEREST REVENUE INVESTMENT	0	0	8,500	17,000
NON OPERATING INTEREST	180	100	9,295	17,900
NON OPERATING REVENUE TOTAL:	180	100	9,295	17,900

HARRIS COUNTY, TEXAS

FY 2025 FINAL ESTIMATE OF AVAILABLE RESOURCES

4702 - HC COMM PAPER SER B DS

	Prior Year	Current Year		Next Year
	FY 2023 Actuals	FY 2024 Adjusted Estimate of Resources	FY 2024 Estimated Actuals	FY 2025 Estimate of Resources
<u>TRANSFERS IN&OTHER FIN SOURCES</u>				
TRANSFERS IN-OPERATING				
499008 - OPERATING TRANSFERS IN	30,198,705	0	354,091	0
TRANSFERS IN-OPERATING	30,198,705	0	354,091	0
TRANSFERS IN&OTHER FIN SOURCES TOTAL:	30,198,705	0	354,091	0
TOTAL REVENUES & TRANSFERS-IN	30,316,809	314,642	671,422	17,407
TOTAL AVAILABLE RESOURCES	30,412,036	317,606	751,366	493,073

HARRIS COUNTY, TEXAS

FY 2025 FINAL ESTIMATE OF AVAILABLE RESOURCES

4704 - HC COMM PAPER SER D DS

	Prior Year	Current Year		Next Year
	FY 2023 Actuals	FY 2024 Adjusted Estimate of Resources	FY 2024 Estimated Actuals	FY 2025 Estimate of Resources
Available Beginning Cash & Investments	2,209,372	759,193	398,642	838,037
REVENUES & TRANSFERS-IN				
<u>TAXES</u>				
CURRENT TAXES				
400200 - CURRENT TAXES CYL	24,853,322	25,703,514	25,680,036	12,480,480
400213 - ALLOWANCE FOR REFUNDS CUR TAX	-667,679	-578,465	-387,833	-174,414
400400 - INTEREST AND PENALTY CURRENT	88,258	92,238	75,403	39,866
400413 - INT AND PEN CURR ALLOW REFUNDS	-4,159	-4,029	-2,412	-1,246
CURRENT TAXES	24,269,742	25,213,258	25,365,194	12,344,686
DELINQUENT TAXES				
402100 - INTEREST PENALTY DELINQUENT	177,481	180,000	125,655	131,931
402113 - INT AND PEN DELINQ ALLOW REFDS	-17,738	-20,000	-12,000	-11,891
402200 - DELINQUENT TAXES	790,149	700,000	218,552	433,187
402213 - DELINQUENT ALLOW FOR REFUNDS	-1,262,242	-700,000	-638,181	-1,416,063
402300 - 10 PERCENT RENDITION PENALTY	23,563	25,817	23,000	25,000
DELINQUENT TAXES	-288,787	185,817	-282,974	-837,836
TAXES TOTAL:	23,980,955	25,399,075	25,082,220	11,506,850
<u>MISCELLANEOUS</u>				
MISC. REVENUE OTHER				
488001 - OVERAGES SHORTAGES	50,649	199,925	13,517	14,283
MISC. REVENUE OTHER	50,649	199,925	13,517	14,283
MISCELLANEOUS TOTAL:	50,649	199,925	13,517	14,283
<u>NON OPERATING REVENUE</u>				
NON OPERATING INTEREST				
493100 - INTEREST EARNINGS	73,701	85,000	13,515	14,000
493300 - INTEREST REVENUE INVESTMENT	0	0	35,000	60,000
NON OPERATING INTEREST	73,701	85,000	48,515	74,000
NON OPERATING REVENUE TOTAL:	73,701	85,000	48,515	74,000

HARRIS COUNTY, TEXAS

FY 2025 FINAL ESTIMATE OF AVAILABLE RESOURCES

4704 - HC COMM PAPER SER D DS

	Prior Year	Current Year		Next Year
	FY 2023 Actuals	FY 2024 Adjusted Estimate of Resources	FY 2024 Estimated Actuals	FY 2025 Estimate of Resources
<u>TRANSFERS IN&OTHER FIN SOURCES</u>				
TRANSFERS IN-OPERATING				
499008 - OPERATING TRANSFERS IN	33,635,470	0	71,415,900	0
TRANSFERS IN-OPERATING	33,635,470	0	71,415,900	0
TRANSFERS IN&OTHER FIN SOURCES TOTAL:	33,635,470	0	71,415,900	0
TOTAL REVENUES & TRANSFERS-IN	57,740,775	25,684,000	96,560,152	11,595,133
TOTAL AVAILABLE RESOURCES	59,950,147	26,443,193	96,958,794	12,433,170

HARRIS COUNTY, TEXAS

FY 2025 FINAL ESTIMATE OF AVAILABLE RESOURCES

4706 - HC COMM PAPER SER D2 DS

	Prior Year	Current Year		Next Year
	FY 2023 Actuals	FY 2024 Adjusted Estimate of Resources	FY 2024 Estimated Actuals	FY 2025 Estimate of Resources
Available Beginning Cash & Investments	455,495	214,764	763,901	1,307,228
REVENUES & TRANSFERS-IN				
<u>TAXES</u>				
CURRENT TAXES				
400200 - CURRENT TAXES CYL	339,363	2,296,096	2,298,040	975,038
400213 - ALLOWANCE FOR REFUNDS CUR TAX	-9,117	-51,674	-34,706	-13,626
400400 - INTEREST AND PENALTY CURRENT	1,205	8,240	6,748	3,115
400413 - INT AND PEN CURR ALLOW REFUNDS	-57	-360	-216	-97
CURRENT TAXES	331,394	2,252,302	2,269,866	964,430
DELINQUENT TAXES				
402100 - INTEREST PENALTY DELINQUENT	3,195	3,750	1,160	1,271
402113 - INT AND PEN DELINQ ALLOW REFDS	-104	-105	-100	-107
402200 - DELINQUENT TAXES	-3,802	15,000	1,889	2,476
402213 - DELINQUENT ALLOW FOR REFUNDS	-9,666	-15,000	-6,656	-8,092
402300 - 10 PERCENT RENDITION PENALTY	282	335	1,800	2,000
DELINQUENT TAXES	-10,095	3,980	-1,907	-2,452
TAXES TOTAL:	321,299	2,256,282	2,267,959	961,978
<u>MISCELLANEOUS</u>				
MISC. REVENUE OTHER				
488001 - OVERAGES SHORTAGES	0	4,241	179	190
MISC. REVENUE OTHER	0	4,241	179	190
MISCELLANEOUS TOTAL:	0	4,241	179	190
<u>NON OPERATING REVENUE</u>				
NON OPERATING INTEREST				
493100 - INTEREST EARNINGS	3,392	3,000	7,569	8,000
493300 - INTEREST REVENUE INVESTMENT	0	0	42,000	72,000
NON OPERATING INTEREST	3,392	3,000	49,569	80,000
NON OPERATING REVENUE TOTAL:	3,392	3,000	49,569	80,000

HARRIS COUNTY, TEXAS

FY 2025 FINAL ESTIMATE OF AVAILABLE RESOURCES

4706 - HC COMM PAPER SER D2 DS

	Prior Year	Current Year		Next Year
	FY 2023 Actuals	FY 2024 Adjusted Estimate of Resources	FY 2024 Estimated Actuals	FY 2025 Estimate of Resources
<u>TRANSFERS IN&OTHER FIN SOURCES</u>				
TRANSFERS IN-OPERATING				
499008 - OPERATING TRANSFERS IN	68,001,369	0	38,008,088	0
TRANSFERS IN-OPERATING	68,001,369	0	38,008,088	0
TRANSFERS IN&OTHER FIN SOURCES TOTAL:	68,001,369	0	38,008,088	0
TOTAL REVENUES & TRANSFERS-IN	68,326,060	2,263,523	40,325,795	1,042,168
TOTAL AVAILABLE RESOURCES	68,781,555	2,478,287	41,089,696	2,349,396

HARRIS COUNTY, TEXAS

FY 2025 FINAL ESTIMATE OF AVAILABLE RESOURCES

4707 - HC COMM PAPER SER D3 DS

	Prior Year	Current Year		Next Year
	FY 2023 Actuals	FY 2024 Adjusted Estimate of Resources	FY 2024 Estimated Actuals	FY 2025 Estimate of Resources
Available Beginning Cash & Investments	40,722	140,147	486,348	1,307,863
REVENUES & TRANSFERS-IN				
<u>TAXES</u>				
CURRENT TAXES				
400200 - CURRENT TAXES CYL	629,871	4,464,630	4,462,213	0
400213 - ALLOWANCE FOR REFUNDS CUR TAX	-8,207	-100,478	-67,391	0
400400 - INTEREST AND PENALTY CURRENT	2,268	16,022	13,102	0
400413 - INT AND PEN CURR ALLOW REFUNDS	-107	-700	-419	0
CURRENT TAXES	623,825	4,379,474	4,407,505	0
DELINQUENT TAXES				
402100 - INTEREST PENALTY DELINQUENT	1,149	1,750	1,547	1,760
402113 - INT AND PEN DELINQ ALLOW REFDS	-89	-200	-150	-170
402200 - DELINQUENT TAXES	6,467	4,000	2,443	3,094
402213 - DELINQUENT ALLOW FOR REFUNDS	-9,435	-4,000	-10,631	-10,115
402300 - 10 PERCENT RENDITION PENALTY	485	574	3,500	4,000
DELINQUENT TAXES	-1,423	2,124	-3,291	-1,431
TAXES TOTAL:	622,402	4,381,598	4,404,214	-1,431
<u>MISCELLANEOUS</u>				
MISC. REVENUE OTHER				
488001 - OVERAGES SHORTAGES	77	2,424	338	357
MISC. REVENUE OTHER	77	2,424	338	357
MISCELLANEOUS TOTAL:	77	2,424	338	357
<u>NON OPERATING REVENUE</u>				
NON OPERATING INTEREST				
493100 - INTEREST EARNINGS	2,656	2,000	6,003	6,500
493300 - INTEREST REVENUE INVESTMENT	0	0	40,000	72,000
NON OPERATING INTEREST	2,656	2,000	46,003	78,500
NON OPERATING REVENUE TOTAL:	2,656	2,000	46,003	78,500

HARRIS COUNTY, TEXAS

FY 2025 FINAL ESTIMATE OF AVAILABLE RESOURCES

4707 - HC COMM PAPER SER D3 DS

	Prior Year	Current Year		Next Year
	FY 2023 Actuals	FY 2024 Adjusted Estimate of Resources	FY 2024 Estimated Actuals	FY 2025 Estimate of Resources
<u>TRANSFERS IN&OTHER FIN SOURCES</u>				
TRANSFERS IN-OPERATING				
499008 - OPERATING TRANSFERS IN	58,618,226	4,050,000	5,000,824	0
TRANSFERS IN-OPERATING	58,618,226	4,050,000	5,000,824	0
TRANSFERS IN&OTHER FIN SOURCES TOTAL:	58,618,226	4,050,000	5,000,824	0
TOTAL REVENUES & TRANSFERS-IN	59,243,361	8,436,022	9,451,379	77,426
TOTAL AVAILABLE RESOURCES	59,284,083	8,576,169	9,937,727	1,385,289

HARRIS COUNTY, TEXAS

FY 2025 FINAL ESTIMATE OF AVAILABLE RESOURCES

4708 - DS Commercial Papr Ser J1 2020

	Prior Year	Current Year		Next Year
	FY 2023 Actuals	FY 2024 Adjusted Estimate of Resources	FY 2024 Estimated Actuals	FY 2025 Estimate of Resources
Available Beginning Cash & Investments	225,955	0	167,363	429,537
REVENUES & TRANSFERS-IN				
<u>TAXES</u>				
CURRENT TAXES				
400200 - CURRENT TAXES CYL	239,550	1,466,950	1,472,530	585,023
400213 - ALLOWANCE FOR REFUNDS CUR TAX	-6,435	-33,014	-22,239	-8,176
400400 - INTEREST AND PENALTY CURRENT	851	5,264	4,324	1,869
400413 - INT AND PEN CURR ALLOW REFUNDS	-40	-230	-138	-58
CURRENT TAXES	233,926	1,438,970	1,454,477	578,658
DELINQUENT TAXES				
402100 - INTEREST PENALTY DELINQUENT	9,999	12,000	2,030	2,150
402113 - INT AND PEN DELINQ ALLOW REFDS	-285	-500	-175	-170
402200 - DELINQUENT TAXES	-22,429	50,000	3,425	3,713
402213 - DELINQUENT ALLOW FOR REFUNDS	-26,522	-50,000	-9,161	-12,138
402300 - 10 PERCENT RENDITION PENALTY	307	478	1,200	1,400
DELINQUENT TAXES	-38,930	11,978	-2,681	-5,045
TAXES TOTAL:	194,996	1,450,948	1,451,796	573,613
<u>MISCELLANEOUS</u>				
MISC. REVENUE OTHER				
488001 - OVERAGES SHORTAGES	0	15,146	127	134
MISC. REVENUE OTHER	0	15,146	127	134
MISCELLANEOUS TOTAL:	0	15,146	127	134
<u>NON OPERATING REVENUE</u>				
NON OPERATING INTEREST				
493100 - INTEREST EARNINGS	957	1,500	3,450	3,750
493300 - INTEREST REVENUE INVESTMENT	0	0	20,000	36,000
NON OPERATING INTEREST	957	1,500	23,450	39,750
NON OPERATING REVENUE TOTAL:	957	1,500	23,450	39,750

HARRIS COUNTY, TEXAS

FY 2025 FINAL ESTIMATE OF AVAILABLE RESOURCES

4708 - DS Commercial Papr Ser J1 2020

	Prior Year	Current Year		Next Year
	FY 2023 Actuals	FY 2024 Adjusted Estimate of Resources	FY 2024 Estimated Actuals	FY 2025 Estimate of Resources
<u>TRANSFERS IN&OTHER FIN SOURCES</u>				
TRANSFERS IN-OPERATING				
499008 - OPERATING TRANSFERS IN	263,988	4,180,273	4,194,289	0
TRANSFERS IN-OPERATING	263,988	4,180,273	4,194,289	0
TRANSFERS IN&OTHER FIN SOURCES TOTAL:	263,988	4,180,273	4,194,289	0
TOTAL REVENUES & TRANSFERS-IN	459,941	5,647,867	5,669,662	613,497
TOTAL AVAILABLE RESOURCES	685,896	5,647,867	5,837,025	1,043,034

HARRIS COUNTY, TEXAS

FY 2025 FINAL ESTIMATE OF AVAILABLE RESOURCES

4810 - HC PIB REF SER 2012A DS

	Prior Year	Current Year		Next Year
	FY 2023 Actuals	FY 2024 Adjusted Estimate of Resources	FY 2024 Estimated Actuals	FY 2025 Estimate of Resources
Available Beginning Cash & Investments	0	0	0	0
REVENUES & TRANSFERS-IN				
<u>TAXES</u>				
DELINQUENT TAXES				
402113 - INT AND PEN DELINQ ALLOW REFDS	4,409	0	0	0
402213 - DELINQUENT ALLOW FOR REFUNDS	-4,409	0	0	0
DELINQUENT TAXES	0	0	0	0
TAXES TOTAL:	0	0	0	0
<u>TRANSFERS IN&OTHER FIN SOURCES</u>				
TRANSFERS IN-OPERATING				
499008 - OPERATING TRANSFERS IN	42,743	0	0	0
TRANSFERS IN-OPERATING	42,743	0	0	0
TRANSFERS IN&OTHER FIN SOURCES TOTAL:	42,743	0	0	0
TOTAL REVENUES & TRANSFERS-IN	42,743	0	0	0
TOTAL AVAILABLE RESOURCES	42,743	0	0	0

HARRIS COUNTY, TEXAS

FY 2025 FINAL ESTIMATE OF AVAILABLE RESOURCES

4811 - HC PIB REV REF SER 2012B DS

	Prior Year	Current Year		Next Year
	FY 2023 Actuals	FY 2024 Adjusted Estimate of Resources	FY 2024 Estimated Actuals	FY 2025 Estimate of Resources
Available Beginning Cash & Investments	0	6,513,769	6,692,647	0
REVENUES & TRANSFERS-IN				
<u>TAXES</u>				
CURRENT TAXES				
400200 - CURRENT TAXES CYL	6,633,058	0	0	0
400213 - ALLOWANCE FOR REFUNDS CUR TAX	-86,422	0	0	0
400400 - INTEREST AND PENALTY CURRENT	23,890	0	0	0
400413 - INT AND PEN CURR ALLOW REFUNDS	-1,126	0	0	0
CURRENT TAXES	6,569,400	0	0	0
DELINQUENT TAXES				
402100 - INTEREST PENALTY DELINQUENT	23,238	0	420	0
402113 - INT AND PEN DELINQ ALLOW REFDS	-2,176	0	-434	0
402200 - DELINQUENT TAXES	120,008	0	41,451	0
402213 - DELINQUENT ALLOW FOR REFUNDS	-152,465	0	-41,451	0
402300 - 10 PERCENT RENDITION PENALTY	5,393	0	69	0
DELINQUENT TAXES	-6,002	0	55	0
TAXES TOTAL:	6,563,398	0	55	0
<u>MISCELLANEOUS</u>				
MISC. REVENUE OTHER				
488001 - OVERAGES SHORTAGES	4,958	0	0	0
MISC. REVENUE OTHER	4,958	0	0	0
MISCELLANEOUS TOTAL:	4,958	0	0	0
<u>NON OPERATING REVENUE</u>				
NON OPERATING INTEREST				
493100 - INTEREST EARNINGS	5,426	0	7,055	0
493300 - INTEREST REVENUE INVESTMENT	194,477	0	4,343	0
NON OPERATING INTEREST	199,903	0	11,398	0
NON OPERATING REVENUE TOTAL:	199,903	0	11,398	0

HARRIS COUNTY, TEXAS

FY 2025 FINAL ESTIMATE OF AVAILABLE RESOURCES

4811 - HC PIB REV REF SER 2012B DS

	Prior Year	Current Year		Next Year
	FY 2023 Actuals	FY 2024 Adjusted Estimate of Resources	FY 2024 Estimated Actuals	FY 2025 Estimate of Resources
TOTAL REVENUES & TRANSFERS-IN	6,768,259	0	11,453	0
TOTAL AVAILABLE RESOURCES	6,768,259	6,513,769	6,704,100	0

HARRIS COUNTY, TEXAS

FY 2025 FINAL ESTIMATE OF AVAILABLE RESOURCES

4812 - HC PIB N REF SER 2015A DS

	Prior Year	Current Year		Next Year
	FY 2023 Actuals	FY 2024 Adjusted Estimate of Resources	FY 2024 Estimated Actuals	FY 2025 Estimate of Resources
Available Beginning Cash & Investments	0	8,923,297	9,147,659	3,450,922
REVENUES & TRANSFERS-IN				
<u>TAXES</u>				
CURRENT TAXES				
400200 - CURRENT TAXES CYL	12,376,755	5,804,019	5,800,877	11,960,460
400213 - ALLOWANCE FOR REFUNDS CUR TAX	-332,499	-130,621	-87,608	-167,147
400400 - INTEREST AND PENALTY CURRENT	43,952	20,847	17,033	38,205
400413 - INT AND PEN CURR ALLOW REFUNDS	-2,071	-912	-545	-1,194
CURRENT TAXES	12,086,137	5,693,333	5,729,757	11,830,324
DELINQUENT TAXES				
402100 - INTEREST PENALTY DELINQUENT	55,490	60,000	65,727	68,409
402113 - INT AND PEN DELINQ ALLOW REFDS	-5,520	-7,000	-6,200	-5,521
402200 - DELINQUENT TAXES	281,750	250,000	84,907	204,710
402213 - DELINQUENT ALLOW FOR REFUNDS	-379,208	-250,000	-342,478	-505,737
402300 - 10 PERCENT RENDITION PENALTY	10,429	11,474	6,000	6,500
DELINQUENT TAXES	-37,059	64,474	-192,044	-231,639
TAXES TOTAL:	12,049,078	5,757,807	5,537,713	11,598,685
<u>MISCELLANEOUS</u>				
MISC. REVENUE OTHER				
488001 - OVERAGES SHORTAGES	16,682	42,409	10,246	25,000
MISC. REVENUE OTHER	16,682	42,409	10,246	25,000
MISCELLANEOUS TOTAL:	16,682	42,409	10,246	25,000
<u>NON OPERATING REVENUE</u>				
NON OPERATING INTEREST				
493100 - INTEREST EARNINGS	9,210	8,000	31,715	75,000
493300 - INTEREST REVENUE INVESTMENT	267,706	20,000	20,000	75,000
NON OPERATING INTEREST	276,916	28,000	51,715	150,000
NON OPERATING REVENUE TOTAL:	276,916	28,000	51,715	150,000

HARRIS COUNTY, TEXAS

FY 2025 FINAL ESTIMATE OF AVAILABLE RESOURCES

4812 - HC PIB N REF SER 2015A DS

	Prior Year	Current Year		Next Year
	FY 2023 Actuals	FY 2024 Adjusted Estimate of Resources	FY 2024 Estimated Actuals	FY 2025 Estimate of Resources
<u>TRANSFERS IN&OTHER FIN SOURCES</u>				
TRANSFERS IN-OPERATING				
499008 - OPERATING TRANSFERS IN	36,002	0	513,501	0
TRANSFERS IN-OPERATING	36,002	0	513,501	0
TRANSFERS IN&OTHER FIN SOURCES TOTAL:	36,002	0	513,501	0
TOTAL REVENUES & TRANSFERS-IN	12,378,678	5,828,216	6,113,175	11,773,685
TOTAL AVAILABLE RESOURCES	12,378,678	14,751,513	15,260,834	15,224,607

HARRIS COUNTY, TEXAS

FY 2025 FINAL ESTIMATE OF AVAILABLE RESOURCES

4813 - HC PIB REF SER 2015B DS

	Prior Year	Current Year		Next Year
	FY 2023 Actuals	FY 2024 Adjusted Estimate of Resources	FY 2024 Estimated Actuals	FY 2025 Estimate of Resources
Available Beginning Cash & Investments	0	362,187	369,204	359,405
REVENUES & TRANSFERS-IN				
<u>TAXES</u>				
CURRENT TAXES				
400200 - CURRENT TAXES CYL	698,688	637,804	646,732	5,655,218
400213 - ALLOWANCE FOR REFUNDS CUR TAX	-18,770	-14,354	-9,772	-79,031
400400 - INTEREST AND PENALTY CURRENT	2,481	2,291	2,133	18,064
400413 - INT AND PEN CURR ALLOW REFUNDS	-117	-100	-61	-565
CURRENT TAXES	682,282	625,641	639,032	5,593,686
DELINQUENT TAXES				
402100 - INTEREST PENALTY DELINQUENT	14,041	18,000	10,633	11,728
402113 - INT AND PEN DELINQ ALLOW REFDS	-1,250	-1,500	-750	-850
402200 - DELINQUENT TAXES	44,569	55,000	14,078	12,377
402213 - DELINQUENT ALLOW FOR REFUNDS	-57,239	-55,000	-24,007	-40,459
402300 - 10 PERCENT RENDITION PENALTY	860	1,148	700	800
DELINQUENT TAXES	981	17,648	654	-16,404
TAXES TOTAL:	683,263	643,289	639,686	5,577,282
<u>MISCELLANEOUS</u>				
MISC. REVENUE OTHER				
488001 - OVERAGES SHORTAGES	2,302	15,752	388	410
MISC. REVENUE OTHER	2,302	15,752	388	410
MISCELLANEOUS TOTAL:	2,302	15,752	388	410
<u>NON OPERATING REVENUE</u>				
NON OPERATING INTEREST				
493100 - INTEREST EARNINGS	484	600	3,628	3,500
493300 - INTEREST REVENUE INVESTMENT	10,906	1,500	2,000	3,500
NON OPERATING INTEREST	11,390	2,100	5,628	7,000
NON OPERATING REVENUE TOTAL:	11,390	2,100	5,628	7,000

HARRIS COUNTY, TEXAS

FY 2025 FINAL ESTIMATE OF AVAILABLE RESOURCES

4813 - HC PIB REF SER 2015B DS

	Prior Year	Current Year		Next Year
	FY 2023 Actuals	FY 2024 Adjusted Estimate of Resources	FY 2024 Estimated Actuals	FY 2025 Estimate of Resources
TOTAL REVENUES & TRANSFERS-IN	696,955	661,141	645,702	5,584,692
TOTAL AVAILABLE RESOURCES	696,955	1,023,328	1,014,906	5,944,097

HARRIS COUNTY, TEXAS

FY 2025 FINAL ESTIMATE OF AVAILABLE RESOURCES

4814 - HC PIB REF SER 2017A DS

	Prior Year	Current Year		Next Year
	FY 2023 Actuals	FY 2024 Adjusted Estimate of Resources	FY 2024 Estimated Actuals	FY 2025 Estimate of Resources
Available Beginning Cash & Investments	0	14,237,658	14,636,814	10,112,951
REVENUES & TRANSFERS-IN				
<u>TAXES</u>				
CURRENT TAXES				
400200 - CURRENT TAXES CYL	16,946,775	11,926,941	11,914,109	13,455,518
400213 - ALLOWANCE FOR REFUNDS CUR TAX	-220,800	-268,419	-179,933	-188,040
400400 - INTEREST AND PENALTY CURRENT	61,036	42,840	34,983	42,981
400413 - INT AND PEN CURR ALLOW REFUNDS	-2,876	-1,874	-1,119	-1,343
CURRENT TAXES	16,784,135	11,699,488	11,768,040	13,309,116
DELINQUENT TAXES				
402100 - INTEREST PENALTY DELINQUENT	55,714	70,000	55,095	58,636
402113 - INT AND PEN DELINQ ALLOW REFDS	-5,039	-6,500	-5,200	-4,672
402200 - DELINQUENT TAXES	299,190	225,000	88,414	165,164
402213 - DELINQUENT ALLOW FOR REFUNDS	-374,257	-225,000	-319,668	-455,164
402300 - 10 PERCENT RENDITION PENALTY	13,742	14,343	10,500	12,000
DELINQUENT TAXES	-10,650	77,843	-170,859	-224,036
TAXES TOTAL:	16,773,485	11,777,331	11,597,181	13,085,080
<u>MISCELLANEOUS</u>				
MISC. REVENUE OTHER				
488001 - OVERAGES SHORTAGES	13,855	38,774	9,172	14,000
MISC. REVENUE OTHER	13,855	38,774	9,172	14,000
MISCELLANEOUS TOTAL:	13,855	38,774	9,172	14,000
<u>NON OPERATING REVENUE</u>				
NON OPERATING INTEREST				
493100 - INTEREST EARNINGS	13,277	12,000	75,109	75,000
493300 - INTEREST REVENUE INVESTMENT	426,922	30,000	40,000	75,000
NON OPERATING INTEREST	440,199	42,000	115,109	150,000
NON OPERATING REVENUE TOTAL:	440,199	42,000	115,109	150,000

HARRIS COUNTY, TEXAS

FY 2025 FINAL ESTIMATE OF AVAILABLE RESOURCES

4814 - HC PIB REF SER 2017A DS

	Prior Year	Current Year		Next Year
	FY 2023 Actuals	FY 2024 Adjusted Estimate of Resources	FY 2024 Estimated Actuals	FY 2025 Estimate of Resources
TOTAL REVENUES & TRANSFERS-IN	17,227,539	11,858,105	11,721,462	13,249,080
TOTAL AVAILABLE RESOURCES	17,227,539	26,095,763	26,358,276	23,362,031

HARRIS COUNTY, TEXAS

FY 2025 FINAL ESTIMATE OF AVAILABLE RESOURCES

4815 - HC PIB REF SER 2019A DS D1

	Prior Year	Current Year		Next Year
	FY 2023 Actuals	FY 2024 Adjusted Estimate of Resources	FY 2024 Estimated Actuals	FY 2025 Estimate of Resources
Available Beginning Cash & Investments	0	1,693,671	1,732,792	1,771,297
REVENUES & TRANSFERS-IN				
<u>TAXES</u>				
CURRENT TAXES				
400200 - CURRENT TAXES CYL	1,830,487	1,785,852	1,784,089	1,755,068
400213 - ALLOWANCE FOR REFUNDS CUR TAX	-23,849	-40,191	-26,956	-24,527
400400 - INTEREST AND PENALTY CURRENT	6,593	6,414	5,885	5,606
400413 - INT AND PEN CURR ALLOW REFUNDS	-311	-281	-168	-175
CURRENT TAXES	1,812,920	1,751,794	1,762,850	1,735,972
DELINQUENT TAXES				
402100 - INTEREST PENALTY DELINQUENT	25,020	27,000	23,198	24,432
402113 - INT AND PEN DELINQ ALLOW REFDS	-1,629	-2,000	-1,400	-1,274
402200 - DELINQUENT TAXES	54,431	55,000	34,214	18,566
402213 - DELINQUENT ALLOW FOR REFUNDS	-16,568	-8,500	-38,239	-60,689
402300 - 10 PERCENT RENDITION PENALTY	1,692	1,913	1,700	2,000
DELINQUENT TAXES	62,946	73,413	19,473	-16,965
TAXES TOTAL:	1,875,866	1,825,207	1,782,323	1,719,007
<u>MISCELLANEOUS</u>				
MISC. REVENUE OTHER				
488001 - OVERAGES SHORTAGES	201	909	980	1,036
MISC. REVENUE OTHER	201	909	980	1,036
MISCELLANEOUS TOTAL:	201	909	980	1,036
<u>NON OPERATING REVENUE</u>				
NON OPERATING INTEREST				
493100 - INTEREST EARNINGS	1,495	1,500	12,448	11,000
493300 - INTEREST REVENUE INVESTMENT	50,483	5,000	8,000	11,000
NON OPERATING INTEREST	51,978	6,500	20,448	22,000
NON OPERATING REVENUE TOTAL:	51,978	6,500	20,448	22,000

HARRIS COUNTY, TEXAS

FY 2025 FINAL ESTIMATE OF AVAILABLE RESOURCES

4815 - HC PIB REF SER 2019A DS D1

	Prior Year	Current Year		Next Year
	FY 2023 Actuals	FY 2024 Adjusted Estimate of Resources	FY 2024 Estimated Actuals	FY 2025 Estimate of Resources
TOTAL REVENUES & TRANSFERS-IN	1,928,045	1,832,616	1,803,751	1,742,043
TOTAL AVAILABLE RESOURCES	1,928,045	3,526,287	3,536,543	3,513,340

HARRIS COUNTY, TEXAS

FY 2025 FINAL ESTIMATE OF AVAILABLE RESOURCES

4817 - HC PIB REF SER 2020A DS

	Prior Year	Current Year		Next Year
	FY 2023 Actuals	FY 2024 Adjusted Estimate of Resources	FY 2024 Estimated Actuals	FY 2025 Estimate of Resources
Available Beginning Cash & Investments	0	19,906,829	20,450,155	26,478,128
REVENUES & TRANSFERS-IN				
<u>TAXES</u>				
CURRENT TAXES				
400200 - CURRENT TAXES CYL	24,040,606	29,083,877	29,071,317	22,620,870
400213 - ALLOWANCE FOR REFUNDS CUR TAX	-645,691	-654,541	-439,050	-316,126
400400 - INTEREST AND PENALTY CURRENT	85,352	104,464	85,360	72,257
400413 - INT AND PEN CURR ALLOW REFUNDS	-4,022	-4,570	-2,730	-2,258
CURRENT TAXES	23,476,245	28,529,230	28,714,897	22,374,743
DELINQUENT TAXES				
402100 - INTEREST PENALTY DELINQUENT	145,536	155,000	96,658	102,613
402113 - INT AND PEN DELINQ ALLOW REFDS	-10,931	-12,000	-8,500	-7,644
402200 - DELINQUENT TAXES	477,035	400,000	165,464	216,594
402213 - DELINQUENT ALLOW FOR REFUNDS	-784,323	-400,000	-502,047	-708,032
402300 - 10 PERCENT RENDITION PENALTY	20,513	21,992	24,000	25,000
DELINQUENT TAXES	-152,170	164,992	-224,425	-371,469
TAXES TOTAL:	23,324,075	28,694,222	28,490,472	22,003,274
<u>MISCELLANEOUS</u>				
MISC. REVENUE OTHER				
488001 - OVERAGES SHORTAGES	17,578	163,575	12,814	13,541
MISC. REVENUE OTHER	17,578	163,575	12,814	13,541
MISCELLANEOUS TOTAL:	17,578	163,575	12,814	13,541
<u>NON OPERATING REVENUE</u>				
NON OPERATING INTEREST				
493100 - INTEREST EARNINGS	18,516	16,000	180,386	145,000
493300 - INTEREST REVENUE INVESTMENT	596,466	40,000	100,000	145,000
NON OPERATING INTEREST	614,982	56,000	280,386	290,000
NON OPERATING REVENUE TOTAL:	614,982	56,000	280,386	290,000

HARRIS COUNTY, TEXAS

FY 2025 FINAL ESTIMATE OF AVAILABLE RESOURCES

4817 - HC PIB REF SER 2020A DS

	Prior Year	Current Year		Next Year
	FY 2023 Actuals	FY 2024 Adjusted Estimate of Resources	FY 2024 Estimated Actuals	FY 2025 Estimate of Resources
<u>TRANSFERS IN&OTHER FIN SOURCES</u>				
TRANSFERS IN-OPERATING				
499008 - OPERATING TRANSFERS IN	42,120	0	0	0
TRANSFERS IN-OPERATING	42,120	0	0	0
TRANSFERS IN&OTHER FIN SOURCES TOTAL:	42,120	0	0	0
TOTAL REVENUES & TRANSFERS-IN	23,998,755	28,913,797	28,783,672	22,306,815
TOTAL AVAILABLE RESOURCES	23,998,755	48,820,626	49,233,827	48,784,943

HARRIS COUNTY, TEXAS

FY 2025 FINAL ESTIMATE OF AVAILABLE RESOURCES

4818 - HC PIB REF SER 2021 DS

	Prior Year	Current Year		Next Year
	FY 2023 Actuals	FY 2024 Adjusted Estimate of Resources	FY 2024 Estimated Actuals	FY 2025 Estimate of Resources
Available Beginning Cash & Investments	0	1,455,111	1,491,216	1,613,010
REVENUES & TRANSFERS-IN				
<u>TAXES</u>				
CURRENT TAXES				
400200 - CURRENT TAXES CYL	2,036,176	2,104,754	2,097,240	2,145,083
400213 - ALLOWANCE FOR REFUNDS CUR TAX	-54,701	-47,368	-31,674	-29,977
400400 - INTEREST AND PENALTY CURRENT	7,231	7,560	6,158	6,852
400413 - INT AND PEN CURR ALLOW REFUNDS	-341	-331	-197	-214
CURRENT TAXES	1,988,365	2,064,615	2,071,527	2,121,744
DELINQUENT TAXES				
402100 - INTEREST PENALTY DELINQUENT	12,610	17,000	11,599	12,705
402113 - INT AND PEN DELINQ ALLOW REFDS	-1,248	-2,000	-1,000	-1,020
402200 - DELINQUENT TAXES	55,789	50,000	18,596	18,565
402213 - DELINQUENT ALLOW FOR REFUNDS	-71,185	-50,000	-44,278	-60,689
402300 - 10 PERCENT RENDITION PENALTY	1,832	2,391	1,900	2,000
DELINQUENT TAXES	-2,202	17,391	-13,183	-28,439
TAXES TOTAL:	1,986,163	2,082,006	2,058,344	2,093,305
<u>MISCELLANEOUS</u>				
MISC. REVENUE OTHER				
488001 - OVERAGES SHORTAGES	1,684	12,117	1,088	1,149
MISC. REVENUE OTHER	1,684	12,117	1,088	1,149
MISCELLANEOUS TOTAL:	1,684	12,117	1,088	1,149
<u>NON OPERATING REVENUE</u>				
NON OPERATING INTEREST				
493100 - INTEREST EARNINGS	1,514	1,500	12,124	11,000
493300 - INTEREST REVENUE INVESTMENT	43,674	4,000	6,500	11,000
NON OPERATING INTEREST	45,188	5,500	18,624	22,000
NON OPERATING REVENUE TOTAL:	45,188	5,500	18,624	22,000

HARRIS COUNTY, TEXAS

FY 2025 FINAL ESTIMATE OF AVAILABLE RESOURCES

4818 - HC PIB REF SER 2021 DS

	Prior Year	Current Year		Next Year
	FY 2023 Actuals	FY 2024 Adjusted Estimate of Resources	FY 2024 Estimated Actuals	FY 2025 Estimate of Resources
TOTAL REVENUES & TRANSFERS-IN	2,033,035	2,099,623	2,078,056	2,116,454
TOTAL AVAILABLE RESOURCES	2,033,035	3,554,734	3,569,272	3,729,464

HARRIS COUNTY, TEXAS

FY 2025 FINAL ESTIMATE OF AVAILABLE RESOURCES

4819 - HC PIB REF SER 2021A DS

	Prior Year	Current Year		Next Year
	FY 2023 Actuals	FY 2024 Adjusted Estimate of Resources	FY 2024 Estimated Actuals	FY 2025 Estimate of Resources
Available Beginning Cash & Investments	20,806	4,531,480	4,659,077	2,153,354
REVENUES & TRANSFERS-IN				
<u>TAXES</u>				
CURRENT TAXES				
400200 - CURRENT TAXES CYL	6,633,058	4,018,167	4,015,992	6,565,253
400213 - ALLOWANCE FOR REFUNDS CUR TAX	-86,422	-90,430	-60,652	-91,749
400400 - INTEREST AND PENALTY CURRENT	23,890	14,433	11,792	20,971
400413 - INT AND PEN CURR ALLOW REFUNDS	-1,126	-631	-377	-655
CURRENT TAXES	6,569,400	3,941,539	3,966,755	6,493,820
DELINQUENT TAXES				
402100 - INTEREST PENALTY DELINQUENT	3,475	24,000	13,049	14,659
402113 - INT AND PEN DELINQ ALLOW REFDS	-305	-1,800	-1,200	-1,190
402200 - DELINQUENT TAXES	60,261	120,000	19,946	35,942
402213 - DELINQUENT ALLOW FOR REFUNDS	-42,978	-56,000	-98,811	-101,148
402300 - 10 PERCENT RENDITION PENALTY	4,802	5,259	3,200	5,000
DELINQUENT TAXES	25,255	91,459	-63,816	-46,737
TAXES TOTAL:	6,594,655	4,032,998	3,902,939	6,447,083
<u>NON OPERATING REVENUE</u>				
NON OPERATING INTEREST				
493100 - INTEREST EARNINGS	4,973	4,500	22,164	22,500
493300 - INTEREST REVENUE INVESTMENT	136,867	13,000	13,000	22,500
NON OPERATING INTEREST	141,840	17,500	35,164	45,000
NON OPERATING REVENUE TOTAL:	141,840	17,500	35,164	45,000
TOTAL REVENUES & TRANSFERS-IN	6,736,495	4,050,498	3,938,103	6,492,083
TOTAL AVAILABLE RESOURCES	6,757,301	8,581,978	8,597,180	8,645,437

HARRIS COUNTY, TEXAS

FY 2025 FINAL ESTIMATE OF AVAILABLE RESOURCES

4820 - HC PIB REF SER 2022A DS

	Prior Year	Current Year		Next Year
	FY 2023 Actuals	FY 2024 Adjusted Estimate of Resources	FY 2024 Estimated Actuals	FY 2025 Estimate of Resources
Available Beginning Cash & Investments	25,831	5,701,109	5,907,537	43,578,243
REVENUES & TRANSFERS-IN				
<u>TAXES</u>				
CURRENT TAXES				
400200 - CURRENT TAXES CYL	8,522,594	45,220,326	45,179,906	3,120,120
400213 - ALLOWANCE FOR REFUNDS CUR TAX	-111,041	-1,017,696	-682,330	-43,604
400400 - INTEREST AND PENALTY CURRENT	30,695	162,424	132,659	9,967
400413 - INT AND PEN CURR ALLOW REFUNDS	-1,446	-7,106	-4,243	-311
CURRENT TAXES	8,440,802	44,357,948	44,625,992	3,086,172
DELINQUENT TAXES				
402100 - INTEREST PENALTY DELINQUENT	24,766	35,000	32,864	34,205
402113 - INT AND PEN DELINQ ALLOW REFDS	-6,580	-7,500	-2,300	-2,124
402200 - DELINQUENT TAXES	130,557	95,000	40,826	49,508
402213 - DELINQUENT ALLOW FOR REFUNDS	-122,964	-95,000	-145,255	-161,836
402300 - 10 PERCENT RENDITION PENALTY	6,597	7,650	35,000	36,000
DELINQUENT TAXES	32,376	35,150	-38,865	-44,247
TAXES TOTAL:	8,473,178	44,393,098	44,587,127	3,041,925
<u>MISCELLANEOUS</u>				
MISC. REVENUE OTHER				
488001 - OVERAGES SHORTAGES	3,446	11,511	0	0
MISC. REVENUE OTHER	3,446	11,511	0	0
MISCELLANEOUS TOTAL:	3,446	11,511	0	0
<u>NON OPERATING REVENUE</u>				
NON OPERATING INTEREST				
493100 - INTEREST EARNINGS	6,400	6,000	279,459	222,500
493300 - INTEREST REVENUE INVESTMENT	173,520	15,000	160,000	222,500
NON OPERATING INTEREST	179,920	21,000	439,459	445,000
NON OPERATING REVENUE TOTAL:	179,920	21,000	439,459	445,000

HARRIS COUNTY, TEXAS

FY 2025 FINAL ESTIMATE OF AVAILABLE RESOURCES

4820 - HC PIB REF SER 2022A DS

	Prior Year	Current Year		Next Year
	FY 2023 Actuals	FY 2024 Adjusted Estimate of Resources	FY 2024 Estimated Actuals	FY 2025 Estimate of Resources
<u>TRANSFERS IN&OTHER FIN SOURCES</u>				
TRANSFERS IN-OPERATING				
499008 - OPERATING TRANSFERS IN	168,583	0	399,370	0
TRANSFERS IN-OPERATING	168,583	0	399,370	0
TRANSFERS IN&OTHER FIN SOURCES TOTAL:	168,583	0	399,370	0
TOTAL REVENUES & TRANSFERS-IN	8,825,127	44,425,609	45,425,956	3,486,925
TOTAL AVAILABLE RESOURCES	8,850,958	50,126,718	51,333,493	47,065,168

HARRIS COUNTY, TEXAS

FY 2025 FINAL ESTIMATE OF AVAILABLE RESOURCES

4821 - HC PIB REF SER 2023A DS

	Prior Year	Current Year		Next Year
	FY 2023 Actuals	FY 2024 Adjusted Estimate of Resources	FY 2024 Estimated Actuals	FY 2025 Estimate of Resources
Available Beginning Cash & Investments	0	0	8,297	52,148
REVENUES & TRANSFERS-IN				
<u>TAXES</u>				
CURRENT TAXES				
400200 - CURRENT TAXES CYL	0	6,378,043	6,380,965	8,840,340
400213 - ALLOWANCE FOR REFUNDS CUR TAX	0	-143,540	-96,369	-123,543
400400 - INTEREST AND PENALTY CURRENT	0	22,909	18,736	28,238
400413 - INT AND PEN CURR ALLOW REFUNDS	0	-1,002	-599	-882
CURRENT TAXES	0	6,256,410	6,302,733	8,744,153
DELINQUENT TAXES				
402100 - INTEREST PENALTY DELINQUENT	0	5,000	0	5,000
402113 - INT AND PEN DELINQ ALLOW REFDS	0	-450	0	-500
402200 - DELINQUENT TAXES	0	80,000	0	60,000
402213 - DELINQUENT ALLOW FOR REFUNDS	0	-57,700	0	-121,377
402300 - 10 PERCENT RENDITION PENALTY	0	5,500	5,000	5,500
DELINQUENT TAXES	0	32,350	5,000	-51,377
TAXES TOTAL:	0	6,288,760	6,307,733	8,692,776
<u>MISCELLANEOUS</u>				
MISC. REVENUE REIMBURSEMENTS				
485027 - REIMB OTHER	8,066	0	2	0
MISC. REVENUE REIMBURSEMENTS	8,066	0	2	0
MISC. REVENUE OTHER				
488001 - OVERAGES SHORTAGES	0	15,000	0	0
MISC. REVENUE OTHER	0	15,000	0	0
MISCELLANEOUS TOTAL:	8,066	15,000	2	0
<u>NON OPERATING REVENUE</u>				
NON OPERATING INTEREST				
493100 - INTEREST EARNINGS	2	4,500	29,751	17,000

HARRIS COUNTY, TEXAS

FY 2025 FINAL ESTIMATE OF AVAILABLE RESOURCES

4821 - HC PIB REF SER 2023A DS

	Prior Year	Current Year		Next Year
	FY 2023 Actuals	FY 2024 Adjusted Estimate of Resources	FY 2024 Estimated Actuals	FY 2025 Estimate of Resources
493300 - INTEREST REVENUE INVESTMENT	229	13,000	12,000	17,000
NON OPERATING INTEREST	231	17,500	41,751	34,000
NON OPERATING REVENUE TOTAL:	231	17,500	41,751	34,000
<u>TRANSFERS IN&OTHER FIN SOURCES</u>				
TRANSFERS IN-OPERATING				
499008 - OPERATING TRANSFERS IN	0	0	15,139	0
TRANSFERS IN-OPERATING	0	0	15,139	0
OTHER FINANCING SOURCES				
499102 - PROCEEDS OF BONDS ISSUED	119,135,000	0	0	0
499104 - PREMIUM ON BONDS ISSUED	12,168,256	0	0	0
OTHER FINANCING SOURCES	131,303,256	0	0	0
TRANSFERS IN&OTHER FIN SOURCES TOTAL:	131,303,256	0	15,139	0
TOTAL REVENUES & TRANSFERS-IN	131,311,553	6,321,260	6,364,625	8,726,776
TOTAL AVAILABLE RESOURCES	131,311,553	6,321,260	6,372,922	8,778,924

HARRIS COUNTY, TEXAS

FY 2025 FINAL ESTIMATE OF AVAILABLE RESOURCES

4822 - HC PIB TAX&REV CO SER 2024 DS

	Prior Year	Current Year		Next Year
	FY 2023 Actuals	FY 2024 Adjusted Estimate of Resources	FY 2024 Estimated Actuals	FY 2025 Estimate of Resources
Available Beginning Cash & Investments	0	0	0	0
REVENUES & TRANSFERS-IN				
<u>TAXES</u>				
CURRENT TAXES				
400200 - CURRENT TAXES CYL	0	0	0	22,945,883
400213 - ALLOWANCE FOR REFUNDS CUR TAX	0	0	0	-320,668
400400 - INTEREST AND PENALTY CURRENT	0	0	0	73,295
400413 - INT AND PEN CURR ALLOW REFUNDS	0	0	0	-2,290
CURRENT TAXES	0	0	0	22,696,220
TAXES TOTAL:	0	0	0	22,696,220
<u>NON OPERATING REVENUE</u>				
NON OPERATING INTEREST				
493100 - INTEREST EARNINGS	0	0	0	100,000
493300 - INTEREST REVENUE INVESTMENT	0	0	0	100,000
NON OPERATING INTEREST	0	0	0	200,000
NON OPERATING REVENUE TOTAL:	0	0	0	200,000
<u>TRANSFERS IN&OTHER FIN SOURCES</u>				
OTHER FINANCING SOURCES				
499102 - PROCEEDS OF BONDS ISSUED	0	0	423,090,000	0
499104 - PREMIUM ON BONDS ISSUED	0	0	29,178,812	0
OTHER FINANCING SOURCES	0	0	452,268,812	0
TRANSFERS IN&OTHER FIN SOURCES TOTAL:	0	0	452,268,812	0
TOTAL REVENUES & TRANSFERS-IN	0	0	452,268,812	22,896,220
TOTAL AVAILABLE RESOURCES	0	0	452,268,812	22,896,220

HARRIS COUNTY, TEXAS

FY 2025 FINAL ESTIMATE OF AVAILABLE RESOURCES

4823 - HC PIB REF SER 2024A DS

	Prior Year	Current Year		Next Year
	FY 2023 Actuals	FY 2024 Adjusted Estimate of Resources	FY 2024 Estimated Actuals	FY 2025 Estimate of Resources
Available Beginning Cash & Investments	0	0	0	0
REVENUES & TRANSFERS-IN				
<u>TAXES</u>				
CURRENT TAXES				
400200 - CURRENT TAXES CYL	0	0	0	5,655,218
400213 - ALLOWANCE FOR REFUNDS CUR TAX	0	0	0	-79,031
400400 - INTEREST AND PENALTY CURRENT	0	0	0	18,064
400413 - INT AND PEN CURR ALLOW REFUNDS	0	0	0	-565
CURRENT TAXES	0	0	0	5,593,686
TAXES TOTAL:	0	0	0	5,593,686
<u>NON OPERATING REVENUE</u>				
NON OPERATING INTEREST				
493100 - INTEREST EARNINGS	0	0	0	47,500
493300 - INTEREST REVENUE INVESTMENT	0	0	0	47,500
NON OPERATING INTEREST	0	0	0	95,000
NON OPERATING REVENUE TOTAL:	0	0	0	95,000
<u>TRANSFERS IN&OTHER FIN SOURCES</u>				
OTHER FINANCING SOURCES				
499102 - PROCEEDS OF BONDS ISSUED	0	0	101,245,000	0
499104 - PREMIUM ON BONDS ISSUED	0	0	9,615,625	0
OTHER FINANCING SOURCES	0	0	110,860,625	0
TRANSFERS IN&OTHER FIN SOURCES TOTAL:	0	0	110,860,625	0
TOTAL REVENUES & TRANSFERS-IN	0	0	110,860,625	5,688,686
TOTAL AVAILABLE RESOURCES	0	0	110,860,625	5,688,686

HARRIS COUNTY, TEXAS

FY 2025 FINAL ESTIMATE OF AVAILABLE RESOURCES

4853 - HC PIB REFUND COI 22A

	Prior Year	Current Year		Next Year
	FY 2023 Actuals	FY 2024 Adjusted Estimate of Resources	FY 2024 Estimated Actuals	FY 2025 Estimate of Resources
Available Beginning Cash & Investments	122,878	0	0	0
REVENUES & TRANSFERS-IN				
<u>NON OPERATING REVENUE</u>				
NON OPERATING INTEREST				
493100 - INTEREST EARNINGS	206	0	0	0
NON OPERATING INTEREST	206	0	0	0
NON OPERATING REVENUE TOTAL:	206	0	0	0
TOTAL REVENUES & TRANSFERS-IN	206	0	0	0
TOTAL AVAILABLE RESOURCES	123,084	0	0	0

HARRIS COUNTY, TEXAS

FY 2025 FINAL ESTIMATE OF AVAILABLE RESOURCES

4854 - HC PIB REFUND COI 23A

	Prior Year	Current Year		Next Year
	FY 2023 Actuals	FY 2024 Adjusted Estimate of Resources	FY 2024 Estimated Actuals	FY 2025 Estimate of Resources
Available Beginning Cash & Investments	0	360,711	361,000	0
REVENUES & TRANSFERS-IN				
<u>NON OPERATING REVENUE</u>				
NON OPERATING INTEREST				
493100 - INTEREST EARNINGS	289	1,851	1,561	0
NON OPERATING INTEREST	289	1,851	1,561	0
NON OPERATING REVENUE TOTAL:	289	1,851	1,561	0
<u>TRANSFERS IN&OTHER FIN SOURCES</u>				
TRANSFERS IN-OPERATING				
499008 - OPERATING TRANSFERS IN	360,711	0	0	0
TRANSFERS IN-OPERATING	360,711	0	0	0
TRANSFERS IN&OTHER FIN SOURCES TOTAL:	360,711	0	0	0
TOTAL REVENUES & TRANSFERS-IN	361,000	1,851	1,561	0
TOTAL AVAILABLE RESOURCES	361,000	362,562	362,561	0

HARRIS COUNTY, TEXAS

FY 2025 FINAL ESTIMATE OF AVAILABLE RESOURCES

4855 - HC PIB TAX&REV CO SER 2024 COI

	Prior Year	Current Year		Next Year
	FY 2023 Actuals	FY 2024 Adjusted Estimate of Resources	FY 2024 Estimated Actuals	FY 2025 Estimate of Resources
Available Beginning Cash & Investments	0	0	0	698,256
REVENUES & TRANSFERS-IN				
<u>TRANSFERS IN&OTHER FIN SOURCES</u>				
TRANSFERS IN-OPERATING				
499008 - OPERATING TRANSFERS IN	0	0	698,256	0
TRANSFERS IN-OPERATING	0	0	698,256	0
TRANSFERS IN&OTHER FIN SOURCES TOTAL:	0	0	698,256	0
TOTAL REVENUES & TRANSFERS-IN	0	0	698,256	0
TOTAL AVAILABLE RESOURCES	0	0	698,256	698,256

HARRIS COUNTY, TEXAS

FY 2025 FINAL ESTIMATE OF AVAILABLE RESOURCES

4856 - HC PIB REF SER 2024A COI

	Prior Year	Current Year		Next Year
	FY 2023 Actuals	FY 2024 Adjusted Estimate of Resources	FY 2024 Estimated Actuals	FY 2025 Estimate of Resources
Available Beginning Cash & Investments	0	0	0	263,115
REVENUES & TRANSFERS-IN				
<u>TRANSFERS IN&OTHER FIN SOURCES</u>				
TRANSFERS IN-OPERATING				
499008 - OPERATING TRANSFERS IN	0	0	263,115	0
TRANSFERS IN-OPERATING	0	0	263,115	0
TRANSFERS IN&OTHER FIN SOURCES TOTAL:	0	0	263,115	0
TOTAL REVENUES & TRANSFERS-IN	0	0	263,115	0
TOTAL AVAILABLE RESOURCES	0	0	263,115	263,115

HARRIS COUNTY, TEXAS

FY 2025 FINAL ESTIMATE OF AVAILABLE RESOURCES

4903 - HC HOT REV REF SER 2019B DS

	Prior Year	Current Year		Next Year
	FY 2023 Actuals	FY 2024 Adjusted Estimate of Resources	FY 2024 Estimated Actuals	FY 2025 Estimate of Resources
Available Beginning Cash & Investments	7,295	8,995	87,990	0
REVENUES & TRANSFERS-IN				
<u>NON OPERATING REVENUE</u>				
NON OPERATING INTEREST				
493100 - INTEREST EARNINGS	7,335	0	31	0
493300 - INTEREST REVENUE INVESTMENT	80,360	0	0	0
NON OPERATING INTEREST	87,695	0	31	0
NON OPERATING REVENUE TOTAL:	87,695	0	31	0
<u>TRANSFERS IN&OTHER FIN SOURCES</u>				
TRANSFERS IN-OPERATING				
499008 - OPERATING TRANSFERS IN	3,437,000	0	0	0
TRANSFERS IN-OPERATING	3,437,000	0	0	0
TRANSFERS IN&OTHER FIN SOURCES TOTAL:	3,437,000	0	0	0
TOTAL REVENUES & TRANSFERS-IN	3,524,695	0	31	0
TOTAL AVAILABLE RESOURCES	3,531,990	8,995	88,021	0

HARRIS COUNTY, TEXAS

FY 2025 FINAL ESTIMATE OF AVAILABLE RESOURCES

4905 - HC HOT REV REF SER 2022A DS

	Prior Year	Current Year		Next Year
	FY 2023 Actuals	FY 2024 Adjusted Estimate of Resources	FY 2024 Estimated Actuals	FY 2025 Estimate of Resources
Available Beginning Cash & Investments	288,657	28,177	86,651	333,461
REVENUES & TRANSFERS-IN				
<u>TAXES</u>				
DELINQUENT TAXES				
402100 - INTEREST PENALTY DELINQUENT	59	75	49	74
402113 - INT AND PEN DELINQ ALLOW REFDS	-1	-4	-2	-5
402200 - DELINQUENT TAXES	23	35	18	16
402213 - DELINQUENT ALLOW FOR REFUNDS	-1	-2	-1	-5
DELINQUENT TAXES	80	104	64	80
TAXES TOTAL:	80	104	64	80
<u>NON OPERATING REVENUE</u>				
NON OPERATING INTEREST				
493100 - INTEREST EARNINGS	11,322	12,000	31,127	32,000
493300 - INTEREST REVENUE INVESTMENT	59,797	2,000	98,599	99,000
NON OPERATING INTEREST	71,119	14,000	129,726	131,000
NON OPERATING REVENUE TOTAL:	71,119	14,000	129,726	131,000
<u>TRANSFERS IN&OTHER FIN SOURCES</u>				
TRANSFERS IN-OPERATING				
499008 - OPERATING TRANSFERS IN	4,946,344	4,971,000	5,088,020	4,971,000
TRANSFERS IN-OPERATING	4,946,344	4,971,000	5,088,020	4,971,000
TRANSFERS IN&OTHER FIN SOURCES TOTAL:	4,946,344	4,971,000	5,088,020	4,971,000
TOTAL REVENUES & TRANSFERS-IN	5,017,543	4,985,104	5,217,810	5,102,080
TOTAL AVAILABLE RESOURCES	5,306,200	5,013,281	5,304,461	5,435,541

HARRIS COUNTY, TEXAS

FY 2025 FINAL ESTIMATE OF AVAILABLE RESOURCES

4906 - HC HOT REV REF SER 2022A COI

	Prior Year	Current Year		Next Year
	FY 2023 Actuals	FY 2024 Adjusted Estimate of Resources	FY 2024 Estimated Actuals	FY 2025 Estimate of Resources
Available Beginning Cash & Investments	146,814	0	0	0
REVENUES & TRANSFERS-IN				
<u>NON OPERATING REVENUE</u>				
NON OPERATING INTEREST				
493100 - INTEREST EARNINGS	245	0	0	0
NON OPERATING INTEREST	245	0	0	0
NON OPERATING REVENUE TOTAL:	245	0	0	0
TOTAL REVENUES & TRANSFERS-IN	245	0	0	0
TOTAL AVAILABLE RESOURCES	147,059	0	0	0

HARRIS COUNTY, TEXAS

FY 2025 FINAL ESTIMATE OF AVAILABLE RESOURCES

4907 - HC HOT TAX SUBORD REV 22 DS

	Prior Year	Current Year		Next Year
	FY 2023 Actuals	FY 2024 Adjusted Estimate of Resources	FY 2024 Estimated Actuals	FY 2025 Estimate of Resources
Available Beginning Cash & Investments	0	19,777	18,806	199,341
REVENUES & TRANSFERS-IN				
<u>NON OPERATING REVENUE</u>				
NON OPERATING INTEREST				
493100 - INTEREST EARNINGS	1,684	1,700	72,098	57,500
493300 - INTEREST REVENUE INVESTMENT	12,955	15,000	46,804	57,500
NON OPERATING INTEREST	14,639	16,700	118,902	115,000
NON OPERATING REVENUE TOTAL:	14,639	16,700	118,902	115,000
<u>TRANSFERS IN&OTHER FIN SOURCES</u>				
TRANSFERS IN-OPERATING				
499008 - OPERATING TRANSFERS IN	995,000	3,851,250	3,912,883	3,848,000
TRANSFERS IN-OPERATING	995,000	3,851,250	3,912,883	3,848,000
OTHER FINANCING SOURCES				
499102 - PROCEEDS OF BONDS ISSUED	29,725,000	0	0	0
499104 - PREMIUM ON BONDS ISSUED	3,538,176	0	0	0
OTHER FINANCING SOURCES	33,263,176	0	0	0
TRANSFERS IN&OTHER FIN SOURCES TOTAL:	34,258,176	3,851,250	3,912,883	3,848,000
TOTAL REVENUES & TRANSFERS-IN	34,272,815	3,867,950	4,031,785	3,963,000
TOTAL AVAILABLE RESOURCES	34,272,815	3,887,727	4,050,591	4,162,341

HARRIS COUNTY, TEXAS

FY 2025 FINAL ESTIMATE OF AVAILABLE RESOURCES

4908 - HC HOT TAX SUBORD REV 22 COI

	Prior Year	Current Year		Next Year
	FY 2023 Actuals	FY 2024 Adjusted Estimate of Resources	FY 2024 Estimated Actuals	FY 2025 Estimate of Resources
Available Beginning Cash & Investments	0	12,890	12,875	0
REVENUES & TRANSFERS-IN				
<u>NON OPERATING REVENUE</u>				
NON OPERATING INTEREST				
493100 - INTEREST EARNINGS	660	700	8	0
NON OPERATING INTEREST	660	700	8	0
NON OPERATING REVENUE TOTAL:	660	700	8	0
<u>TRANSFERS IN&OTHER FIN SOURCES</u>				
TRANSFERS IN-OPERATING				
499008 - OPERATING TRANSFERS IN	150,310	0	0	0
TRANSFERS IN-OPERATING	150,310	0	0	0
TRANSFERS IN&OTHER FIN SOURCES TOTAL:	150,310	0	0	0
TOTAL REVENUES & TRANSFERS-IN	150,970	700	8	0
TOTAL AVAILABLE RESOURCES	150,970	13,590	12,883	0

HARRIS COUNTY, TEXAS

FY 2025 FINAL ESTIMATE OF AVAILABLE RESOURCES

4921 - HC HOT GO REV REF 02 DS

	Prior Year	Current Year		Next Year
	FY 2023 Actuals	FY 2024 Adjusted Estimate of Resources	FY 2024 Estimated Actuals	FY 2025 Estimate of Resources
Available Beginning Cash & Investments	30,425	34,184	422,036	738,939
REVENUES & TRANSFERS-IN				
<u>NON OPERATING REVENUE</u>				
NON OPERATING INTEREST				
493100 - INTEREST EARNINGS	32,185	31,000	83,364	85,000
493300 - INTEREST REVENUE INVESTMENT	386,097	400	443,540	445,000
NON OPERATING INTEREST	418,282	31,400	526,904	530,000
NON OPERATING REVENUE TOTAL:	418,282	31,400	526,904	530,000
<u>TRANSFERS IN&OTHER FIN SOURCES</u>				
TRANSFERS IN-OPERATING				
499008 - OPERATING TRANSFERS IN	16,000,000	16,210,000	16,000,000	16,210,000
TRANSFERS IN-OPERATING	16,000,000	16,210,000	16,000,000	16,210,000
TRANSFERS IN&OTHER FIN SOURCES TOTAL:	16,000,000	16,210,000	16,000,000	16,210,000
TOTAL REVENUES & TRANSFERS-IN	16,418,282	16,241,400	16,526,904	16,740,000
TOTAL AVAILABLE RESOURCES	16,448,707	16,275,584	16,948,940	17,478,939

H. C. FLOOD CONTROL DISTRICT

Flood Control General Fund - 2890

This fund is used to account for all revenues and expenditures related to the general operations of the Harris County Flood Control District. The Flood Control District is responsible in developing a flood control plan for the County; carrying out an ongoing capital improvement program; maintaining district facilities; and providing flood watch and flood alert programs.

Flood Control Maintenance Fund – 2891 (NEW)

This fund was established to improve the financial management of non-payroll flood risk reduction infrastructure maintenance, vegetation management and other services.

HARRIS COUNTY, TEXAS

FY 2025 FINAL ESTIMATE OF AVAILABLE RESOURCES

2890 - FLOOD CONTROL GENERAL FD

	Prior Year	Current Year		Next Year
	FY 2023 Actuals	FY 2024 Adjusted Estimate of Resources	FY 2024 Estimated Actuals	FY 2025 Estimate of Resources
Available Beginning Cash & Investments	77,838,478	130,450,285	129,550,670	134,898,344
REVENUES & TRANSFERS-IN				
<u>TAXES</u>				
CURRENT TAXES				
400200 - CURRENT TAXES CYL	113,458,951	125,548,049	124,182,416	138,381,257
400213 - ALLOWANCE FOR REFUNDS CUR TAX	-1,566,491	-3,000,000	-1,924,185	-1,984,017
400400 - INTEREST AND PENALTY CURRENT	416,893	453,140	370,298	462,937
400413 - INT AND PEN CURR ALLOW REFUNDS	-19,571	-25,894	-11,996	-19,840
CURRENT TAXES	112,289,782	122,975,295	122,616,533	136,840,337
DELINQUENT TAXES				
402100 - INTEREST PENALTY DELINQUENT	466,233	650,000	425,000	430,000
402113 - INT AND PEN DELINQ ALLOW REFDS	-43,769	-100,000	-37,500	-40,000
402200 - DELINQUENT TAXES	2,329,043	2,100,000	720,000	725,000
402213 - DELINQUENT ALLOW FOR REFUNDS	-3,077,620	-2,100,000	-2,307,289	-3,000,000
402300 - 10 PERCENT RENDITION PENALTY	94,594	97,343	125,000	130,000
402900 - PRIOR PERIOD TAXES	244,064	72,400	59,125	65,000
DELINQUENT TAXES	12,545	719,743	-1,015,664	-1,690,000
TAXES TOTAL:	112,302,327	123,695,038	121,600,869	135,150,337
<u>INTERGOVERNMENTAL</u>				
INTERGOV REVENUE - CITY/OTHER				
412100 - CITY AND OTHER MISC	312,016	129,800	70,000	70,000
INTERGOV REVENUE - CITY/OTHER	312,016	129,800	70,000	70,000
INTERGOVERNMENTAL TOTAL:	312,016	129,800	70,000	70,000
<u>CHARGES FOR SERVICES</u>				
FEES TAX COLLECTOR				
425421 - PROPERTY TAX COMMISSIONS	0	0	20,875	21,000
FEES TAX COLLECTOR	0	0	20,875	21,000
CHARGES FOR SERVICES TOTAL:	0	0	20,875	21,000

HARRIS COUNTY, TEXAS

FY 2025 FINAL ESTIMATE OF AVAILABLE RESOURCES

2890 - FLOOD CONTROL GENERAL FD

	Prior Year	Current Year		Next Year
	FY 2023 Actuals	FY 2024 Adjusted Estimate of Resources	FY 2024 Estimated Actuals	FY 2025 Estimate of Resources
<u>LEASE/USER FEES REVENUE</u>				
LEASE REVENUE				
450000 - 090-HC FLOOD CONTROL DISTRICT	67,491	65,414	68,000	70,000
LEASE REVENUE	67,491	65,414	68,000	70,000
LEASE/USER FEES REVENUE TOTAL:	67,491	65,414	68,000	70,000
<u>MISCELLANEOUS</u>				
MISC. REVENUE REIMBURSEMENTS				
485015 - REIMB COUNTY INSURANCE CLAIMS	0	0	11	0
485027 - REIMB OTHER	10	0	1,231,940	0
MISC. REVENUE REIMBURSEMENTS	10	0	1,231,951	0
MISC. REVENUE OTHER				
488001 - OVERAGES SHORTAGES	106,452	76,195	63,307	75,000
488004 - MISC VENDING MACHINE	5,293	4,000	4,500	5,000
488009 - MISC PYMTS IN LIEU OF TAXES	314,738	315,000	400,000	405,000
488013 - MISC CANCELLED CHECKS	104,953	0	56,070	0
488018 - MISC OTHER	328,278	0	1,517	0
488019 - PRIOR PERIOD MISCELLANEOUS	-2,650	0	0	0
488020 - SALE OF PROPERTY AND EQUIPMENT	29,775	0	0	0
MISC. REVENUE OTHER	886,839	395,195	525,394	485,000
MISCELLANEOUS TOTAL:	886,849	395,195	1,757,345	485,000
<u>NON OPERATING REVENUE</u>				
NON OPERATING INTEREST				
493100 - INTEREST EARNINGS	726,465	490,000	900,000	925,000
493300 - INTEREST REVENUE INVESTMENT	2,020,136	2,100,000	2,385,617	2,500,000
NON OPERATING INTEREST	2,746,601	2,590,000	3,285,617	3,425,000
NON OPERATING REVENUE TOTAL:	2,746,601	2,590,000	3,285,617	3,425,000
<u>TRANSFERS IN&OTHER FIN SOURCES</u>				
RESIDUAL EQUITY TRANSFER IN				

HARRIS COUNTY, TEXAS

FY 2025 FINAL ESTIMATE OF AVAILABLE RESOURCES

2890 - FLOOD CONTROL GENERAL FD

	Prior Year	Current Year		Next Year
	FY 2023 Actuals	FY 2024 Adjusted Estimate of Resources	FY 2024 Estimated Actuals	FY 2025 Estimate of Resources
499002 - TRANSFER IN SALARIES	21,689	0	0	0
499004 - TRANSFER IN CAPITAL OUTLAY	0	0	6,899	0
499005 - TRANSFER IN SERVICES AND OTHER	116,939	0	39,008	0
RESIDUAL EQUITY TRANSFER IN	138,628	0	45,907	0
TRANSFERS IN&OTHER FIN SOURCES TOTAL:	138,628	0	45,907	0
TOTAL REVENUES & TRANSFERS-IN	116,453,912	126,875,447	126,848,613	139,221,337
TOTAL AVAILABLE RESOURCES	194,292,390	257,325,732	256,399,283	274,119,681

HARRIS COUNTY, TEXAS

FY 2025 FINAL ESTIMATE OF AVAILABLE RESOURCES

2891 - FLOOD CONTROL MAINT FD

	Prior Year	Current Year		Next Year
	FY 2023 Actuals	FY 2024 Adjusted Estimate of Resources	FY 2024 Estimated Actuals	FY 2025 Estimate of Resources
Available Beginning Cash & Investments	0	0	0	10,000,000
REVENUES & TRANSFERS-IN				
<u>TRANSFERS IN&OTHER FIN SOURCES</u>				
TRANSFERS IN-OPERATING				
499008 - OPERATING TRANSFERS IN	0	0	10,000,000	45,000,000
TRANSFERS IN-OPERATING	0	0	10,000,000	45,000,000
TRANSFERS IN&OTHER FIN SOURCES TOTAL:	0	0	10,000,000	45,000,000
TOTAL REVENUES & TRANSFERS-IN	0	0	10,000,000	45,000,000
TOTAL AVAILABLE RESOURCES	0	0	10,000,000	55,000,000

H. C. F. C. D. DEBT SERVICE FUNDS

Debt Service Funds are used to account for payment of principal and interest on County ad valorem tax supported bonds. Separate Debt Service Funds are maintained as follows:

- 4304 IMPR Refunding 2022A COI
- 4305 IMPR Refunding 2023A COI
- 4402 IMPR Refunding Series 2014 DS
- 4403 IMPR Refunding Series 2015A DS
- 4404 IMPR Refunding Series 2020A DS
- 4405 IMPR Refunding Series 2021A DS
- 4406 IMPR Refunding Series 2022A DS
- 4407 IMPR Refunding Series 2023A DS
- 4450 Commercial Paper Series H DS
- 4451 Commercial Paper Series H2 DS
- 4503 Contract Tax Ref Series 2014A DS
- 4504 Contract Tax Ref Series 2014B DS
- 4505 Contract Tax Ref Series 2015B DS
- 4506 Contract Tax Ref Series 2017A DS
- 4508 Contract Tax Ref Series 2019A DS

HARRIS COUNTY, TEXAS

FY 2025 FINAL ESTIMATE OF AVAILABLE RESOURCES

4304 - FC COI IMP REF 2022A

	Prior Year	Current Year		Next Year
	FY 2023 Actuals	FY 2024 Adjusted Estimate of Resources	FY 2024 Estimated Actuals	FY 2025 Estimate of Resources
Available Beginning Cash & Investments	534,653	0	0	0
REVENUES & TRANSFERS-IN				
<u>NON OPERATING REVENUE</u>				
NON OPERATING INTEREST				
493100 - INTEREST EARNINGS	724	0	0	0
NON OPERATING INTEREST	724	0	0	0
NON OPERATING REVENUE TOTAL:	724	0	0	0
TOTAL REVENUES & TRANSFERS-IN	724	0	0	0
TOTAL AVAILABLE RESOURCES	535,377	0	0	0

HARRIS COUNTY, TEXAS

FY 2025 FINAL ESTIMATE OF AVAILABLE RESOURCES

4305 - FC COI IMP REF 2023A

	Prior Year	Current Year		Next Year
	FY 2023 Actuals	FY 2024 Adjusted Estimate of Resources	FY 2024 Estimated Actuals	FY 2025 Estimate of Resources
Available Beginning Cash & Investments	0	528,847	15,758	0
REVENUES & TRANSFERS-IN				
<u>NON OPERATING REVENUE</u>				
NON OPERATING INTEREST				
493100 - INTEREST EARNINGS	551	0	426	0
NON OPERATING INTEREST	551	0	426	0
NON OPERATING REVENUE TOTAL:	551	0	426	0
<u>TRANSFERS IN&OTHER FIN SOURCES</u>				
TRANSFERS IN-OPERATING				
499008 - OPERATING TRANSFERS IN	528,847	0	0	0
TRANSFERS IN-OPERATING	528,847	0	0	0
TRANSFERS IN&OTHER FIN SOURCES TOTAL:	528,847	0	0	0
TOTAL REVENUES & TRANSFERS-IN	529,398	0	426	0
TOTAL AVAILABLE RESOURCES	529,398	528,847	16,184	0

HARRIS COUNTY, TEXAS

FY 2025 FINAL ESTIMATE OF AVAILABLE RESOURCES

4402 - FC IMPR REF SER 2014 DS

	Prior Year	Current Year		Next Year
	FY 2023 Actuals	FY 2024 Adjusted Estimate of Resources	FY 2024 Estimated Actuals	FY 2025 Estimate of Resources
Available Beginning Cash & Investments	2,756	984,694	1,009,192	917,075
REVENUES & TRANSFERS-IN				
<u>TAXES</u>				
CURRENT TAXES				
400200 - CURRENT TAXES CYL	1,888,325	1,748,928	1,730,378	7,004,250
400213 - ALLOWANCE FOR REFUNDS CUR TAX	-26,072	-22,544	-26,812	-100,422
400400 - INTEREST AND PENALTY CURRENT	6,938	6,312	5,160	23,432
400413 - INT AND PEN CURR ALLOW REFUNDS	-326	-361	-167	-1,004
CURRENT TAXES	1,868,865	1,732,335	1,708,559	6,926,256
DELINQUENT TAXES				
402100 - INTEREST PENALTY DELINQUENT	14,604	18,000	14,000	16,000
402113 - INT AND PEN DELINQ ALLOW REFDS	-937	-1,000	-900	-1,000
402200 - DELINQUENT TAXES	38,991	35,000	13,447	15,500
402213 - DELINQUENT ALLOW FOR REFUNDS	-45,110	-35,000	-36,958	-37,000
402300 - 10 PERCENT RENDITION PENALTY	1,544	1,850	1,500	1,600
DELINQUENT TAXES	9,092	18,850	-8,911	-4,900
TAXES TOTAL:	1,877,957	1,751,185	1,699,648	6,921,356
<u>MISCELLANEOUS</u>				
MISC. REVENUE OTHER				
488001 - OVERAGES SHORTAGES	1,475	1,651	1,053	1,500
MISC. REVENUE OTHER	1,475	1,651	1,053	1,500
MISCELLANEOUS TOTAL:	1,475	1,651	1,053	1,500
<u>NON OPERATING REVENUE</u>				
NON OPERATING INTEREST				
493100 - INTEREST EARNINGS	1,513	1,350	10,182	30,000
493300 - INTEREST REVENUE INVESTMENT	30,491	4,000	7,000	30,000
NON OPERATING INTEREST	32,004	5,350	17,182	60,000
NON OPERATING REVENUE TOTAL:	32,004	5,350	17,182	60,000

HARRIS COUNTY, TEXAS

FY 2025 FINAL ESTIMATE OF AVAILABLE RESOURCES

4402 - FC IMPR REF SER 2014 DS

	Prior Year	Current Year		Next Year
	FY 2023 Actuals	FY 2024 Adjusted Estimate of Resources	FY 2024 Estimated Actuals	FY 2025 Estimate of Resources
TOTAL REVENUES & TRANSFERS-IN	1,911,436	1,758,186	1,717,883	6,982,856
TOTAL AVAILABLE RESOURCES	1,914,192	2,742,880	2,727,075	7,899,931

HARRIS COUNTY, TEXAS

FY 2025 FINAL ESTIMATE OF AVAILABLE RESOURCES

4403 - FC IMPR REF SER 2015A DS

	Prior Year	Current Year		Next Year
	FY 2023 Actuals	FY 2024 Adjusted Estimate of Resources	FY 2024 Estimated Actuals	FY 2025 Estimate of Resources
Available Beginning Cash & Investments	3,121	1,160,797	1,193,739	1,105,953
REVENUES & TRANSFERS-IN				
<u>TAXES</u>				
CURRENT TAXES				
400200 - CURRENT TAXES CYL	2,220,860	2,061,237	2,039,237	2,082,344
400213 - ALLOWANCE FOR REFUNDS CUR TAX	-30,663	-26,570	-31,598	-29,855
400400 - INTEREST AND PENALTY CURRENT	8,160	7,440	6,081	6,966
400413 - INT AND PEN CURR ALLOW REFUNDS	-383	-425	-197	-299
CURRENT TAXES	2,197,974	2,041,682	2,013,523	2,059,156
DELINQUENT TAXES				
402100 - INTEREST PENALTY DELINQUENT	15,111	19,200	15,000	18,000
402113 - INT AND PEN DELINQ ALLOW REFDS	-1,012	-2,000	-1,100	-1,200
402200 - DELINQUENT TAXES	44,571	35,000	14,934	26,000
402213 - DELINQUENT ALLOW FOR REFUNDS	-52,322	-35,000	-43,282	-44,000
402300 - 10 PERCENT RENDITION PENALTY	1,813	2,142	1,700	2,000
DELINQUENT TAXES	8,161	19,342	-12,748	800
TAXES TOTAL:	2,206,135	2,061,024	2,000,775	2,059,956
<u>MISCELLANEOUS</u>				
MISC. REVENUE OTHER				
488001 - OVERAGES SHORTAGES	1,680	1,905	1,238	2,000
MISC. REVENUE OTHER	1,680	1,905	1,238	2,000
MISCELLANEOUS TOTAL:	1,680	1,905	1,238	2,000
<u>NON OPERATING REVENUE</u>				
NON OPERATING INTEREST				
493100 - INTEREST EARNINGS	1,777	2,000	12,251	15,000
493300 - INTEREST REVENUE INVESTMENT	36,052	5,000	8,000	15,000
NON OPERATING INTEREST	37,829	7,000	20,251	30,000
NON OPERATING REVENUE TOTAL:	37,829	7,000	20,251	30,000

HARRIS COUNTY, TEXAS

FY 2025 FINAL ESTIMATE OF AVAILABLE RESOURCES

4403 - FC IMPR REF SER 2015A DS

	Prior Year	Current Year		Next Year
	FY 2023 Actuals	FY 2024 Adjusted Estimate of Resources	FY 2024 Estimated Actuals	FY 2025 Estimate of Resources
TOTAL REVENUES & TRANSFERS-IN	2,245,644	2,069,929	2,022,264	2,091,956
TOTAL AVAILABLE RESOURCES	2,248,765	3,230,726	3,216,003	3,197,909

HARRIS COUNTY, TEXAS

FY 2025 FINAL ESTIMATE OF AVAILABLE RESOURCES

4404 - FC IMPR REF SER 2020A DS

	Prior Year	Current Year		Next Year
	FY 2023 Actuals	FY 2024 Adjusted Estimate of Resources	FY 2024 Estimated Actuals	FY 2025 Estimate of Resources
Available Beginning Cash & Investments	40,953	11,548,358	11,883,938	11,570,354
REVENUES & TRANSFERS-IN				
<u>TAXES</u>				
CURRENT TAXES				
400200 - CURRENT TAXES CYL	16,604,701	15,990,199	15,817,034	16,090,844
400213 - ALLOWANCE FOR REFUNDS CUR TAX	-229,257	-206,119	-245,082	-230,700
400400 - INTEREST AND PENALTY CURRENT	61,012	57,713	47,165	53,830
400413 - INT AND PEN CURR ALLOW REFUNDS	-2,864	-3,298	-1,528	-2,307
CURRENT TAXES	16,433,592	15,838,495	15,617,589	15,911,667
DELINQUENT TAXES				
402100 - INTEREST PENALTY DELINQUENT	41,311	50,000	47,000	50,000
402113 - INT AND PEN DELINQ ALLOW REFDS	-3,910	-8,000	-4,500	-4,700
402200 - DELINQUENT TAXES	269,525	150,000	74,924	135,000
402213 - DELINQUENT ALLOW FOR REFUNDS	-370,168	-150,000	-318,470	-319,000
402300 - 10 PERCENT RENDITION PENALTY	13,317	14,601	13,000	15,000
DELINQUENT TAXES	-49,925	56,601	-188,046	-123,700
TAXES TOTAL:	16,383,667	15,895,096	15,429,543	15,787,967
<u>MISCELLANEOUS</u>				
MISC. REVENUE OTHER				
488001 - OVERAGES SHORTAGES	12,991	8,889	9,258	13,000
MISC. REVENUE OTHER	12,991	8,889	9,258	13,000
MISCELLANEOUS TOTAL:	12,991	8,889	9,258	13,000
<u>NON OPERATING REVENUE</u>				
NON OPERATING INTEREST				
493100 - INTEREST EARNINGS	14,513	13,000	100,166	95,000
493300 - INTEREST REVENUE INVESTMENT	352,689	38,000	75,000	95,000
NON OPERATING INTEREST	367,202	51,000	175,166	190,000
NON OPERATING REVENUE TOTAL:	367,202	51,000	175,166	190,000

HARRIS COUNTY, TEXAS

FY 2025 FINAL ESTIMATE OF AVAILABLE RESOURCES

4404 - FC IMPR REF SER 2020A DS

	Prior Year	Current Year		Next Year
	FY 2023 Actuals	FY 2024 Adjusted Estimate of Resources	FY 2024 Estimated Actuals	FY 2025 Estimate of Resources
TOTAL REVENUES & TRANSFERS-IN	16,763,860	15,954,985	15,613,967	15,990,967
TOTAL AVAILABLE RESOURCES	16,804,813	27,503,343	27,497,905	27,561,321

HARRIS COUNTY, TEXAS

FY 2025 FINAL ESTIMATE OF AVAILABLE RESOURCES

4405 - FC IMPR REF SER 2021A DS

	Prior Year	Current Year		Next Year
	FY 2023 Actuals	FY 2024 Adjusted Estimate of Resources	FY 2024 Estimated Actuals	FY 2025 Estimate of Resources
Available Beginning Cash & Investments	36,289	11,618,426	11,969,847	11,838,258
REVENUES & TRANSFERS-IN				
<u>TAXES</u>				
CURRENT TAXES				
400200 - CURRENT TAXES CYL	16,993,224	16,739,740	16,557,528	16,784,959
400213 - ALLOWANCE FOR REFUNDS CUR TAX	-234,621	-215,781	-256,556	-240,651
400400 - INTEREST AND PENALTY CURRENT	62,440	60,419	49,373	56,152
400413 - INT AND PEN CURR ALLOW REFUNDS	-2,931	-3,452	-1,599	-2,407
CURRENT TAXES	16,818,112	16,580,926	16,348,746	16,598,053
DELINQUENT TAXES				
402100 - INTEREST PENALTY DELINQUENT	34,995	40,000	43,000	45,000
402113 - INT AND PEN DELINQ ALLOW REFDS	-3,172	-5,000	-4,300	4,500
402200 - DELINQUENT TAXES	249,302	180,000	68,037	69,000
402213 - DELINQUENT ALLOW FOR REFUNDS	-302,280	-180,000	-309,091	-310,000
402300 - 10 PERCENT RENDITION PENALTY	13,210	16,548	14,000	15,000
DELINQUENT TAXES	-7,945	51,548	-188,354	-176,500
TAXES TOTAL:	16,810,167	16,632,474	16,160,392	16,421,553
<u>MISCELLANEOUS</u>				
MISC. REVENUE OTHER				
488001 - OVERAGES SHORTAGES	13,728	0	9,477	10,000
MISC. REVENUE OTHER	13,728	0	9,477	10,000
MISCELLANEOUS TOTAL:	13,728	0	9,477	10,000
<u>NON OPERATING REVENUE</u>				
NON OPERATING INTEREST				
493100 - INTEREST EARNINGS	14,674	14,000	101,942	90,000
493300 - INTEREST REVENUE INVESTMENT	355,564	40,000	75,000	90,000
NON OPERATING INTEREST	370,238	54,000	176,942	180,000
NON OPERATING REVENUE TOTAL:	370,238	54,000	176,942	180,000

HARRIS COUNTY, TEXAS

FY 2025 FINAL ESTIMATE OF AVAILABLE RESOURCES

4405 - FC IMPR REF SER 2021A DS

	Prior Year	Current Year		Next Year
	FY 2023 Actuals	FY 2024 Adjusted Estimate of Resources	FY 2024 Estimated Actuals	FY 2025 Estimate of Resources
TOTAL REVENUES & TRANSFERS-IN	17,194,133	16,686,474	16,346,811	16,611,553
TOTAL AVAILABLE RESOURCES	17,230,422	28,304,900	28,316,658	28,449,811

HARRIS COUNTY, TEXAS

FY 2025 FINAL ESTIMATE OF AVAILABLE RESOURCES

4406 - FC IMPR REF SER 2022A DS

	Prior Year	Current Year		Next Year
	FY 2023 Actuals	FY 2024 Adjusted Estimate of Resources	FY 2024 Estimated Actuals	FY 2025 Estimate of Resources
Available Beginning Cash & Investments	0	11,010,278	11,300,513	11,912,491
REVENUES & TRANSFERS-IN				
<u>TAXES</u>				
CURRENT TAXES				
400200 - CURRENT TAXES CYL	16,550,410	16,927,125	16,743,611	12,872,675
400213 - ALLOWANCE FOR REFUNDS CUR TAX	-228,507	-218,196	-259,439	-184,560
400400 - INTEREST AND PENALTY CURRENT	60,813	61,095	49,928	43,064
400413 - INT AND PEN CURR ALLOW REFUNDS	-2,855	-3,491	-1,618	-1,846
CURRENT TAXES	16,379,861	16,766,533	16,532,482	12,729,333
DELINQUENT TAXES				
402100 - INTEREST PENALTY DELINQUENT	8,760	38,000	33,000	35,000
402113 - INT AND PEN DELINQ ALLOW REFDS	-771	-4,000	-3,100	-3,200
402200 - DELINQUENT TAXES	153,860	100,000	51,631	52,000
402213 - DELINQUENT ALLOW FOR REFUNDS	-110,371	-100,000	-253,290	-254,000
402300 - 10 PERCENT RENDITION PENALTY	11,958	13,628	14,000	15,000
DELINQUENT TAXES	63,436	47,628	-157,759	-155,200
TAXES TOTAL:	16,443,297	16,814,161	16,374,723	12,574,133
<u>MISCELLANEOUS</u>				
MISC. REVENUE OTHER				
488001 - OVERAGES SHORTAGES	0	0	9,120	10,000
MISC. REVENUE OTHER	0	0	9,120	10,000
MISCELLANEOUS TOTAL:	0	0	9,120	10,000
<u>NON OPERATING REVENUE</u>				
NON OPERATING INTEREST				
493100 - INTEREST EARNINGS	13,295	12,000	101,572	85,000
493300 - INTEREST REVENUE INVESTMENT	336,504	40,000	75,000	85,000
NON OPERATING INTEREST	349,799	52,000	176,572	170,000
NON OPERATING REVENUE TOTAL:	349,799	52,000	176,572	170,000

HARRIS COUNTY, TEXAS

FY 2025 FINAL ESTIMATE OF AVAILABLE RESOURCES

4406 - FC IMPR REF SER 2022A DS

	Prior Year	Current Year		Next Year
	FY 2023 Actuals	FY 2024 Adjusted Estimate of Resources	FY 2024 Estimated Actuals	FY 2025 Estimate of Resources
<u>TRANSFERS IN&OTHER FIN SOURCES</u>				
TRANSFERS IN-OPERATING				
499008 - OPERATING TRANSFERS IN	4,395	0	0	0
TRANSFERS IN-OPERATING	4,395	0	0	0
TRANSFERS IN&OTHER FIN SOURCES TOTAL:	4,395	0	0	0
TOTAL REVENUES & TRANSFERS-IN	16,797,491	16,866,161	16,560,415	12,754,133
TOTAL AVAILABLE RESOURCES	16,797,491	27,876,439	27,860,928	24,666,624

HARRIS COUNTY, TEXAS

FY 2025 FINAL ESTIMATE OF AVAILABLE RESOURCES

4407 - FC IMPR REF SER 2023A DS

	Prior Year	Current Year		Next Year
	FY 2023 Actuals	FY 2024 Adjusted Estimate of Resources	FY 2024 Estimated Actuals	FY 2025 Estimate of Resources
Available Beginning Cash & Investments	0	0	0	19,638
REVENUES & TRANSFERS-IN				
<u>TAXES</u>				
CURRENT TAXES				
400200 - CURRENT TAXES CYL	0	14,740,965	14,581,598	14,828,817
400213 - ALLOWANCE FOR REFUNDS CUR TAX	0	-190,016	-225,939	-212,606
400400 - INTEREST AND PENALTY CURRENT	0	53,205	43,481	49,608
400413 - INT AND PEN CURR ALLOW REFUNDS	0	-3,040	-1,409	-2,126
CURRENT TAXES	0	14,601,114	14,397,731	14,663,693
DELINQUENT TAXES				
402300 - 10 PERCENT RENDITION PENALTY	0	0	11,000	12,000
DELINQUENT TAXES	0	0	11,000	12,000
TAXES TOTAL:	0	14,601,114	14,408,731	14,675,693
<u>NON OPERATING REVENUE</u>				
NON OPERATING INTEREST				
493100 - INTEREST EARNINGS	0	0	76,108	65,000
493300 - INTEREST REVENUE INVESTMENT	0	0	50,000	65,000
NON OPERATING INTEREST	0	0	126,108	130,000
NON OPERATING REVENUE TOTAL:	0	0	126,108	130,000
<u>TRANSFERS IN&OTHER FIN SOURCES</u>				
TRANSFERS IN-OPERATING				
499008 - OPERATING TRANSFERS IN	0	0	24,517	0
TRANSFERS IN-OPERATING	0	0	24,517	0
OTHER FINANCING SOURCES				
499102 - PROCEEDS OF BONDS ISSUED	211,400,000	0	0	0
499104 - PREMIUM ON BONDS ISSUED	14,943,524	0	0	0
OTHER FINANCING SOURCES	226,343,524	0	0	0
TRANSFERS IN&OTHER FIN SOURCES TOTAL:	226,343,524	0	24,517	0

HARRIS COUNTY, TEXAS

FY 2025 FINAL ESTIMATE OF AVAILABLE RESOURCES

4407 - FC IMPR REF SER 2023A DS

	Prior Year	Current Year		Next Year
	FY 2023 Actuals	FY 2024 Adjusted Estimate of Resources	FY 2024 Estimated Actuals	FY 2025 Estimate of Resources
TOTAL REVENUES & TRANSFERS-IN	226,343,524	14,601,114	14,559,356	14,805,693
TOTAL AVAILABLE RESOURCES	226,343,524	14,601,114	14,559,356	14,825,331

HARRIS COUNTY, TEXAS

FY 2025 FINAL ESTIMATE OF AVAILABLE RESOURCES

4450 - FC COMM PAPER SER H DS

	Prior Year	Current Year		Next Year
	FY 2023 Actuals	FY 2024 Adjusted Estimate of Resources	FY 2024 Estimated Actuals	FY 2025 Estimate of Resources
Available Beginning Cash & Investments	1,553,856	6,002,101	7,520,289	15,605,174
REVENUES & TRANSFERS-IN				
<u>TAXES</u>				
CURRENT TAXES				
400200 - CURRENT TAXES CYL	1,521,192	0	0	0
400213 - ALLOWANCE FOR REFUNDS CUR TAX	-41,837	0	0	0
400400 - INTEREST AND PENALTY CURRENT	5,511	0	0	0
400413 - INT AND PEN CURR ALLOW REFUNDS	-259	0	0	0
CURRENT TAXES	1,484,607	0	0	0
DELINQUENT TAXES				
402100 - INTEREST PENALTY DELINQUENT	7,029	9,000	693	1,000
402113 - INT AND PEN DELINQ ALLOW REFDS	-544	-800	-693	-1,000
402200 - DELINQUENT TAXES	25,829	17,000	47,543	48,000
402213 - DELINQUENT ALLOW FOR REFUNDS	-42,770	-17,000	-47,543	-48,000
402300 - 10 PERCENT RENDITION PENALTY	1,253	1,558	120	150
DELINQUENT TAXES	-9,203	9,758	120	150
TAXES TOTAL:	1,475,404	9,758	120	150
<u>MISCELLANEOUS</u>				
MISC. REVENUE OTHER				
488001 - OVERAGES SHORTAGES	860	1,524	834	900
MISC. REVENUE OTHER	860	1,524	834	900
MISCELLANEOUS TOTAL:	860	1,524	834	900
<u>NON OPERATING REVENUE</u>				
NON OPERATING INTEREST				
493100 - INTEREST EARNINGS	35,017	30,000	167,187	100,000
493300 - INTEREST REVENUE INVESTMENT	0	0	440,000	510,000
NON OPERATING INTEREST	35,017	30,000	607,187	610,000
NON OPERATING REVENUE TOTAL:	35,017	30,000	607,187	610,000

HARRIS COUNTY, TEXAS

FY 2025 FINAL ESTIMATE OF AVAILABLE RESOURCES

4450 - FC COMM PAPER SER H DS

	Prior Year	Current Year		Next Year
	FY 2023 Actuals	FY 2024 Adjusted Estimate of Resources	FY 2024 Estimated Actuals	FY 2025 Estimate of Resources
<u>TRANSFERS IN&OTHER FIN SOURCES</u>				
TRANSFERS IN-OPERATING				
499008 - OPERATING TRANSFERS IN	227,765,967	0	11,706,403	0
TRANSFERS IN-OPERATING	227,765,967	0	11,706,403	0
TRANSFERS IN&OTHER FIN SOURCES TOTAL:	227,765,967	0	11,706,403	0
TOTAL REVENUES & TRANSFERS-IN	229,277,248	41,282	12,314,544	611,050
TOTAL AVAILABLE RESOURCES	230,831,104	6,043,383	19,834,833	16,216,224

HARRIS COUNTY, TEXAS

FY 2025 FINAL ESTIMATE OF AVAILABLE RESOURCES

4451 - FC COMM PAPER SER H2 DS

	Prior Year	Current Year		Next Year
	FY 2023 Actuals	FY 2024 Adjusted Estimate of Resources	FY 2024 Estimated Actuals	FY 2025 Estimate of Resources
Available Beginning Cash & Investments	327,582	286,732	311,576	118,835
REVENUES & TRANSFERS-IN				
<u>TAXES</u>				
CURRENT TAXES				
400200 - CURRENT TAXES CYL	444,512	187,386	186,083	1,198,926
400213 - ALLOWANCE FOR REFUNDS CUR TAX	-6,138	-2,415	-2,883	-17,189
400400 - INTEREST AND PENALTY CURRENT	1,633	676	555	4,011
400413 - INT AND PEN CURR ALLOW REFUNDS	-77	-39	-18	-172
CURRENT TAXES	439,930	185,608	183,737	1,185,576
DELINQUENT TAXES				
402100 - INTEREST PENALTY DELINQUENT	235	2,000	1,000	1,100
402113 - INT AND PEN DELINQ ALLOW REFDS	-21	-150	-100	-150
402200 - DELINQUENT TAXES	4,132	12,000	1,387	1,500
402213 - DELINQUENT ALLOW FOR REFUNDS	-2,964	-12,000	-6,803	-7,000
402300 - 10 PERCENT RENDITION PENALTY	321	500	175	200
DELINQUENT TAXES	1,703	2,350	-4,341	-4,350
TAXES TOTAL:	441,633	187,958	179,396	1,181,226
<u>NON OPERATING REVENUE</u>				
NON OPERATING INTEREST				
493300 - INTEREST REVENUE INVESTMENT	0	0	7,500	8,000
NON OPERATING INTEREST	0	0	7,500	8,000
NON OPERATING REVENUE TOTAL:	0	0	7,500	8,000
<u>TRANSFERS IN&OTHER FIN SOURCES</u>				
TRANSFERS IN-OPERATING				
499008 - OPERATING TRANSFERS IN	4,001,876	104,500	121,102	0
TRANSFERS IN-OPERATING	4,001,876	104,500	121,102	0
TRANSFERS IN&OTHER FIN SOURCES TOTAL:	4,001,876	104,500	121,102	0

HARRIS COUNTY, TEXAS

FY 2025 FINAL ESTIMATE OF AVAILABLE RESOURCES

4451 - FC COMM PAPER SER H2 DS

	Prior Year	Current Year		Next Year
	FY 2023 Actuals	FY 2024 Adjusted Estimate of Resources	FY 2024 Estimated Actuals	FY 2025 Estimate of Resources
TOTAL REVENUES & TRANSFERS-IN	4,443,509	292,458	307,998	1,189,226
TOTAL AVAILABLE RESOURCES	4,771,091	579,190	619,574	1,308,061

HARRIS COUNTY, TEXAS

FY 2025 FINAL ESTIMATE OF AVAILABLE RESOURCES

4503 - FC CONT TAX REF SER 2014A DS

	Prior Year	Current Year		Next Year
	FY 2023 Actuals	FY 2024 Adjusted Estimate of Resources	FY 2024 Estimated Actuals	FY 2025 Estimate of Resources
Available Beginning Cash & Investments	837	1,457,337	1,458,194	1,458,985
REVENUES & TRANSFERS-IN				
<u>NON OPERATING REVENUE</u>				
NON OPERATING INTEREST				
493100 - INTEREST EARNINGS	1,080	550	1,416	0
NON OPERATING INTEREST	1,080	550	1,416	0
NON OPERATING REVENUE TOTAL:	1,080	550	1,416	0
<u>TRANSFERS IN&OTHER FIN SOURCES</u>				
TRANSFERS IN-OPERATING				
499008 - OPERATING TRANSFERS IN	2,911,902	2,911,250	2,910,625	28,501,250
TRANSFERS IN-OPERATING	2,911,902	2,911,250	2,910,625	28,501,250
TRANSFERS IN&OTHER FIN SOURCES TOTAL:	2,911,902	2,911,250	2,910,625	28,501,250
TOTAL REVENUES & TRANSFERS-IN	2,912,982	2,911,800	2,912,041	28,501,250
TOTAL AVAILABLE RESOURCES	2,913,819	4,369,137	4,370,235	29,960,235

HARRIS COUNTY, TEXAS

FY 2025 FINAL ESTIMATE OF AVAILABLE RESOURCES

4504 - FC CONT TAX REF SER 2014B DS

	Prior Year	Current Year		Next Year
	FY 2023 Actuals	FY 2024 Adjusted Estimate of Resources	FY 2024 Estimated Actuals	FY 2025 Estimate of Resources
Available Beginning Cash & Investments	880	359,160	357,270	22,532,624
REVENUES & TRANSFERS-IN				
<u>NON OPERATING REVENUE</u>				
NON OPERATING INTEREST				
493100 - INTEREST EARNINGS	280	175	373	450
NON OPERATING INTEREST	280	175	373	450
NON OPERATING REVENUE TOTAL:	280	175	373	450
<u>TRANSFERS IN&OTHER FIN SOURCES</u>				
TRANSFERS IN-OPERATING				
499008 - OPERATING TRANSFERS IN	712,018	22,887,040	22,887,020	0
TRANSFERS IN-OPERATING	712,018	22,887,040	22,887,020	0
TRANSFERS IN&OTHER FIN SOURCES TOTAL:	712,018	22,887,040	22,887,020	0
TOTAL REVENUES & TRANSFERS-IN	712,298	22,887,215	22,887,393	450
TOTAL AVAILABLE RESOURCES	713,178	23,246,375	23,244,663	22,533,074

HARRIS COUNTY, TEXAS

FY 2025 FINAL ESTIMATE OF AVAILABLE RESOURCES

4505 - FC CONT TAX REF SER 2015B DS

	Prior Year	Current Year		Next Year
	FY 2023 Actuals	FY 2024 Adjusted Estimate of Resources	FY 2024 Estimated Actuals	FY 2025 Estimate of Resources
Available Beginning Cash & Investments	379	702,629	702,789	703,418
REVENUES & TRANSFERS-IN				
<u>NON OPERATING REVENUE</u>				
NON OPERATING INTEREST				
493100 - INTEREST EARNINGS	485	300	704	750
NON OPERATING INTEREST	485	300	704	750
NON OPERATING REVENUE TOTAL:	485	300	704	750
<u>TRANSFERS IN&OTHER FIN SOURCES</u>				
TRANSFERS IN-OPERATING				
499008 - OPERATING TRANSFERS IN	1,403,000	1,402,150	1,402,075	1,402,150
TRANSFERS IN-OPERATING	1,403,000	1,402,150	1,402,075	1,402,150
TRANSFERS IN&OTHER FIN SOURCES TOTAL:	1,403,000	1,402,150	1,402,075	1,402,150
TOTAL REVENUES & TRANSFERS-IN	1,403,485	1,402,450	1,402,779	1,402,900
TOTAL AVAILABLE RESOURCES	1,403,864	2,105,079	2,105,568	2,106,318

HARRIS COUNTY, TEXAS

FY 2025 FINAL ESTIMATE OF AVAILABLE RESOURCES

4506 - FC CONT TAX REF SER 2017A DS

	Prior Year	Current Year		Next Year
	FY 2023 Actuals	FY 2024 Adjusted Estimate of Resources	FY 2024 Estimated Actuals	FY 2025 Estimate of Resources
Available Beginning Cash & Investments	838	3,840,088	3,839,997	7,674,800
REVENUES & TRANSFERS-IN				
<u>NON OPERATING REVENUE</u>				
NON OPERATING INTEREST				
493100 - INTEREST EARNINGS	2,559	1,400	3,572	3,600
NON OPERATING INTEREST	2,559	1,400	3,572	3,600
NON OPERATING REVENUE TOTAL:	2,559	1,400	3,572	3,600
<u>TRANSFERS IN&OTHER FIN SOURCES</u>				
TRANSFERS IN-OPERATING				
499008 - OPERATING TRANSFERS IN	7,674,000	10,969,800	10,968,400	14,065,050
TRANSFERS IN-OPERATING	7,674,000	10,969,800	10,968,400	14,065,050
TRANSFERS IN&OTHER FIN SOURCES TOTAL:	7,674,000	10,969,800	10,968,400	14,065,050
TOTAL REVENUES & TRANSFERS-IN	7,676,559	10,971,200	10,971,972	14,068,650
TOTAL AVAILABLE RESOURCES	7,677,397	14,811,288	14,811,969	21,743,450

HARRIS COUNTY, TEXAS

FY 2025 FINAL ESTIMATE OF AVAILABLE RESOURCES

4508 - FC CONT TAX REF SER 2019A DS

	Prior Year	Current Year		Next Year
	FY 2023 Actuals	FY 2024 Adjusted Estimate of Resources	FY 2024 Estimated Actuals	FY 2025 Estimate of Resources
Available Beginning Cash & Investments	1,600	32,946,949	32,958,871	7,859,623
REVENUES & TRANSFERS-IN				
<u>NON OPERATING REVENUE</u>				
NON OPERATING INTEREST				
493100 - INTEREST EARNINGS	11,771	400	1,252	0
NON OPERATING INTEREST	11,771	400	1,252	0
NON OPERATING REVENUE TOTAL:	11,771	400	1,252	0
<u>TRANSFERS IN&OTHER FIN SOURCES</u>				
TRANSFERS IN-OPERATING				
499008 - OPERATING TRANSFERS IN	33,936,000	8,048,250	8,036,625	0
TRANSFERS IN-OPERATING	33,936,000	8,048,250	8,036,625	0
TRANSFERS IN&OTHER FIN SOURCES TOTAL:	33,936,000	8,048,250	8,036,625	0
TOTAL REVENUES & TRANSFERS-IN	33,947,771	8,048,650	8,037,877	0
TOTAL AVAILABLE RESOURCES	33,949,371	40,995,599	40,996,748	7,859,623

Other Funds Available Resources to be Adopted

Capital Project and Commercial Paper Funds

Harris County Grant Funds

Other Funds

**For Information Purposes Only - Funds not requiring
Commissioners Court approval**

Harris County, Texas
Final Estimate of Available Resources
FY 2025
Capital Project and Commercial Paper Funds¹
September 19, 2024

FUND	FUND NAME	FY 2025 (10/1/24 thru 9/30/25) AVAILABLE RESOURCES
Harris County		
3001	METRO Street Improvement Project	\$ 1,368,102
3002	METRO Designated Projects	192,795,043
3021	Road Capital Projects	49,276,064
3102	Road Refunding 2004 B Construction	49,947
3103	Roads Refunding 2006 B Construction	5,259,182
3109	Commercial Paper Series C Roads & Bridge	355,544,163
3129	Commercial Paper Capital Project Series C-2 (NEW)	200,778,698
3201	Building/Park/Library Capital Projects	7,783,569
3226	HOT Tax SUB Revenue 22 Construction	8,832,287
3227	PIB CO Series 2024 Construction	450,000,000
3229	Commercial Paper Series A -1	66,782,899
3239	Commercial Paper Series B	55,088,676
3249	PIB Commercial Paper Series D 2002	191,417,334
3259	Commercial Paper Series D-2 2018	279,675,856
3269	Commercial Paper Series D-3 2018	198,322,509
3279	Commercial Paper Series J1 2020	51,452,103
Flood Control		
3501	Regional Flood Control Projects	12,621,567
3502	Flood Control Capital Projects	175,553,872
3619	Flood Control Commercial Paper Series H	716,927,303
3629	Flood Control Commercial Paper Series H2	184,065,058
Toll Road		
5520	TRA Series 2002 Tax/Revenue Construction	349,063
5523	HCTRA 2008 B Construction	2,706,233
5524	HCTRA 2009 A Construction	382,368
5525	HCTRA Series 2009 C Construction	5,578,246
5529	HCTRA Commercial Paper Series E-1	907,819
5539	HCTRA Commercial Paper Series E-2	14,224,180
5540	HCTRA Series 2018A Construction	12,147,009
5541	HCTRA Revenue Refunding 1st Lien Series 2021 Construction	7,045,188
5542	HCTRA Revenue Refunding 1st Lien Series 2024A Construction	699,377,092
5549	HCTRA Commercial Paper Series 2022 K	183,473,985
5559	HCTRA Commercial Paper Series 2023 K2	125,075,651
Total Capital Project & Commercial Paper Funds		\$ 4,254,861,066

¹Cut-off dates are 8/23/24 for Harris County and Flood Control Capital Project Funds; 8/16/24 for Toll Road Capital Project Funds; and 8/21/24 for all Commercial Paper Funds.

Harris County, Texas
Final Estimate of Available Resources
FY 2025
Harris County Grant Funds
September 19, 2024

FUND	FUND NAME	FY 2024 (10/1/24 thru 9/30/25) AVAILABLE RESOURCES
HARRIS COUNTY		
2111	PORT SECURITY PROGRAM	\$ 1,467,049.00
2131	CARE FOR ELDERS	15,662.00
2156	UTILITY BILL ASSISTANCE PROGRM	17,091.00
2306	ELECTION SERVICES FUND	3,917,043.00
2403	CSD NON GRANT RESTRICT FUND	1,065,577.00
2404	CSD TRANSIT RESTRICTED FUND	1,505,721.00
2601	FEDERAL GRANTS	720,833,379.28
2602	STATE GRANTS	29,939,992.92
2603	LOCAL GRANTS	4,450,269.04
2604	OTHER GRANT FUNDS	9,086,102.84
2651	AMERICAN RESCUE PLAN 2021	414,222,913.12
2688	GRANT PROGRAM INCOME	5,992,966.45
2699	GRANT MATCH	32,582,316.04
	TOTAL HARRIS COUNTY GRANTS	\$ 1,225,096,082.69
FLOOD CONTROL		
2601	FEDERAL GRANTS	1,973,903,888.56
2602	STATE GRANTS	58,309,044.30
2603	LOCAL GRANTS	41,772,591.08
2699	GRANT MATCH	255,153,786.76
	TOTAL FLOOD CONTROL GRANTS	\$ 2,329,139,310.70
	TOTAL ALL GRANTS	\$ 3,554,235,393.39

Harris County, Texas
Final Estimate of Available Resources
FY 2025
Other Funds
September 19, 2024

FUND	FUND NAME	Estimated Available Resources October 1, 2024 ¹	Revenue & Transfers-In	Interest	FY 2025 (10/1/24 thru 9/30/25) Total Available Resources
Toll Road					
5348	Toll Road Rev Ref 1st Lien Series 2024A COI	\$ 37,032	\$ -	\$ 500	\$ 37,532
5731	2004 A Debt Service Reserve	1,919	-	55	1,974
5732	2005 A Debt Service Reserve	347,307	-	84,000	431,307
5733	2006 A Debt Service Reserve	198,013	-	55,000	253,013
5734	2008 B Sr Lien Revenue Debt Service	384,119	-	20,500	404,619
5735	2009 A Sr. Lien Reserve	25,953,263	-	625,000	26,578,263
5736	2009 C Sr Lien Reserve	23,704,414	-	620,000	24,324,414
5737	2018 A Sr Lien Reserve	27,499,938	-	620,000	28,119,938
5738	2021 Sr Lien Reserve	43,155,683	-	1,635,000	44,790,683
5749	2022 Commercial Paper Series K	217,564	190,170,000	12,000	190,399,564
5759	2023 Commercial Paper Series K2	-	129,870,000	1,100	129,871,100
5811	2015 B Sr Lien Revenue Debt Service	15,877,836	18,692,500	425,000	34,995,336
5812	2016 A Sr Lien Revenue Debt Service	39,627,519	46,939,000	1,020,000	87,586,519
5813	2018 A Sr Lien Revenue Debt Service	33,122,428	25,060,950	935,000	59,118,378
5816	2019 A Sr Lien Reserve	1,220,624	2,392,500	40,000	3,653,124
5820	Toll Road Revenue Series 2021	16,545,898	24,644,450	480,000	41,670,348
5821	Toll Road Revenue Series 2022A	6,932,771	30,313,000	225,000	37,470,771
5822	Toll Road Revenue Series 2023A	5,104,664	12,374,750	140,000	17,619,414
5823	Toll Road Revenue Series 2024A	-	59,888,497	-	59,888,497
5851	1997 Tax Refunding	9,507,757	-	210,000	9,717,757
5852	2007 C Tax Road Debt Service	15,528,981	17,817,175	320,000	33,666,156
Total Toll Road Debt Service		<u>\$ 264,967,730</u>	<u>\$ 558,162,822</u>	<u>\$ 7,468,155</u>	<u>\$ 830,598,707</u>
Other Funds					
2277	PCS TCEQ SEP Funds	\$ 3,286	\$ -	\$ -	3,286
2401	TIRZ Special Revenue Non-Interest	2	-	-	2
Total Other Funds		<u>\$ 3,288</u>	<u>\$ -</u>	<u>\$ -</u>	<u>\$ 3,288</u>

¹ Based on cash and investments as of August 23, 2024

Harris County, Texas
Final Estimate of Available Resources
FY 2025
For Information Purposes Only - Funds not Requiring Commissioners Court Approval ¹
September 19, 2024

FUND	FUND NAME	Estimated Available Resources			FY 2025
		October 1, 2024	Revenue	Interest	(10/1/24 thru 9/30/25) Total Available Resources
2011	DA Forfeited Assets Justice Department	\$ 550,751		\$ 35,000	\$ 585,751
2012	Constable Forfeited Assets Justice	108,731		6,000	114,731
2013	Sheriff Forfeited Assets Justice	37,493		3,000	40,493
2014	Constable PCT 2 Forfeited Assets Justice	132,752		3,500	136,252
2015	Constable PCT 3 Federal Forfeited Assets	10,787		500	11,287
2016	Constable PCT 4 Federal Forfeited Assets-USJ	68,870		4,000	72,870
2017	Constable PCT 5 Federal Forfeited Assets Justice	302,420		13,000	315,420
2018	Constable PCT 8 Federal Forfeited Assets Justice	8,284		420	8,704
2031	Constable Forfeited Assets Treasury	272		15	287
2032	Sheriff Forfeited Assets Treasury	71,330		1,500	72,830
2033	DA Forfeited Assets Treasury Department	96,788		5,000	101,788
2034	County Attorney Forfeited Assets US Treasury Special Prosecutor	327,995		20,000	347,995
2035	Constable PCT 2 Federal Forfeited Assets Treasury	11		-	11
2036	Constable PCT 4 Federal Forfeited Assets-UST	1,366		60	1,426
2037	Constable PCT 5 Federal Forfeited Assets Treasury	1,090		50	1,140
2051	Chapter 18 State Forfeited Sheriff	188,634		10,000	198,634
2052	Chapter 18 State Forfeited Constables	1,076,697		52,000	1,128,697
2053	Constable PCT 2 Ch18 State Forfeited	77,203		4,200	81,403
2054	DA Special Investigation Fund	1,227,116		60,000	1,287,116
2055	Chapter 18 State Forfeited Fire Marshal	82,238		3,000	85,238
2056	Constable 1 CH 18 State Forfeited	483,634		22,500	506,134
2057	Constable 3 CH 18 State Forfeited	5,282		400	5,682
2058	Constable 5 CH 18 State Forfeited	263,434		16,050	279,484
2059	Constable 6 CH 18 State Forfeited	9,096		700	9,796
2071	Constable PCT 2 State Forfeited Assets	236,348		8,500	244,848
2072	Constable PCT 3 State Forfeited Assets	61,598		5,280	66,878
2073	Constable PCT 4 State Forfeited Assets	393,456		20,500	413,956
2074	Constable PCT 5 State Forfeited Assets	925,262		51,000	976,262
2075	Sheriff Forfeited Assets State	841,712		40,200	881,912
2076	DA Forfeited Assets State	5,096,702		360,000	5,456,702
2077	Constable Forfeited Assets State	136,196		5,500	141,696
2078	Constable PCT 6 State Forfeited Assets	53,184		3,200	56,384
2079	Constable PCT 7 State Forfeited Assets	83,092		4,400	87,492
2080	Constable PCT 8 State Forfeited Assets	157,848		9,500	167,348
2081	County Attorney Forfeited Assets State Special Unit	52,960		5,000	57,960
2082	Constable PCT 1 CH59 Human Trafficking	6,061		-	6,061
2083	District Attorney CH59 Human Trafficking	31,090		1,500	32,590
2090	HCSO State Forfeited Assets CH 47	95,934		5,000	100,934
2092	Forfeited Assets Fire Marshal	2,409		200	2,609
2171	County Attorney Admin Toll Road Fund	41,945,407	25,000,000	975,000	67,920,407
2176	DA Hot Check Depository Fund	77,252		3,200	80,452
2241	Tax Office Chapter 19 Fund	267,926	700,000	800	968,726
5211	Commissary Memo Only	21,671,267		795,000	22,466,267
5212	Commissary Payroll	501,073		17,000	518,073
	Total Discretionary Funds	\$ 77,769,051	\$ 25,700,000	\$ 2,571,675	\$ 106,040,726

¹ This is presented for information purposes only.
Per Texas Local Government Code Sec 111, Harris County Commissioners Court does not have budgetary authority over these funds.

APPENDIX A

Other Information as Required by Local Government Code 111.063.

- Estimated Receivables as of August 23, 2024
- Estimated Outstanding Liabilities as of August 23, 2024
- Estimated Encumbrances as of August 23, 2024
- Estimated Cash on Hand to Credit of Each Fund as of August 23, 2024
- Debt Service Requirements

Harris County, Texas
Final Estimate of Available Resources
FY 2025
Estimated Receivables as of August 23, 2024
September 19, 2024

FUND	FUND NAME		
	Harris County		
1000	GENERAL FUND	\$	73,012,949
1020	PUBLIC IMP CONTINGENCY FUND		1,907
1030	COVID RESPONSE & RECOVER		4,304,770
1070	MOBILITY FUND		3,411
1080	INFRASTRUCTURE FUND		65
2111	PORT SECURITY PROGRAM		54,077
2126	CONCESSION FEE		16,000
2166	APPELLATE JUDICIAL SYSTEM		189
2171	CO ATTY ADMIN TOLL RD FUND		1,902,053
2201	DONATION FUND		90
2212	DIST CLERK OF THE COURT		2,938
2261	DA DIVERSION PROGRAMS		13,568
2271	VETERINARY PUBLIC HEALTH		636
2306	ELECTION SERVICES FUND		313,063
2326	FIRE CODE FEE		351,305
2327	BOARDING HOME FINES & FEE		688,056
2336	JUVENILE PROBATION FEE		1,108
2341	FOOD PERMIT FEES		13,318
2361	COURTHOUSE SECURITY		230
2402	TIRZ Affordable Housing-Int Be		1,107,500
2403	CSD NON-GRANT RESTRICTED FUND		1,400,000
2404	CSD TRANSIT RESTRICTED FUND		38,484
3021	ROAD CAPITAL PROJECTS		448,542
3109	HC COMM PAPER SER C RD BRDGE		9,500,000
3201	BLDG/PK/LIB CAP PROJ		263,062
5101	CENTRAL SERVICE-VMC		5,086
5102	PUBLIC SAFETY TECHNOLOGY SERVICE		622,102
5104	HEALTH INSURANCE TRUST MGMT		2,704,254
5121	WORKER'S COMPENSATION		23,980
5122	RISK MANAGEMENT		744
5301	TRA REVENUE COLLECTIONS		6,291
5302	TRA OPERATION AND MAINTENANCE		21,150
5310	TRA TUNNEL FERRY OPER AND MAIN		3,790
6070	Officer's Fee Fund		285,289
	Sub Total Harris County	\$	97,110,006
	Flood Control		
2890	FLOOD CONTROL GENERAL FUND	\$	3,303
3502	FC CAPITAL PROJECTS		9,698,986
	Sub Total Flood Control	\$	9,702,289
	Harris County Grants		145,980,580
	Harris County Grants (Long Term Receivable)		466,427
	Flood Control Grants		36,989,969
	Report Grand Total	\$	290,249,271

Harris County, Texas
Final Estimate of Available Resources
FY 2025
Estimated Outstanding Liabilities as of August 23, 2024
September 19, 2024

FUND	FUND NAME		
	Harris County		
1000	GENERAL FUND	\$	111,823,925
1010	HURRICANE HARVEY RECOVERY		(1,975)
1020	PUBLIC IMP CONTINGENCY FUND		2,492,973
1030	COVID RESPONSE & RECOVERY		4,318,320
1040	FLEX FUND		120,970
1070	MOBILITY FUND		20,102,000
1080	INFRASTRUCTURE FUND		14,931,609
2011	DA FORF ASSETS-USJ		72,590
2032	SHERIFF FORF ASSETS UST		18,764
2034	CA FORF ASSETS SP PROS UST		12,187
2054	DA SPECIAL INVESTIGATION		(157,859)
2055	FIRE MARSHAL CH18 FORFEITED		47
2056	CONSTABLE 301 CH18 FORFEITED		24,865
2073	CONST PCT4 STATE FORF ASSETS		8,000
2076	DA FORF ASSETS STATE		1,162,551
2080	CONST PCT8 STATE FORF ASSETS		8,222
2081	CA FORF AS STATE SPU		261
2116	DS RIP PROGRAMS		203,088
2117	CHARITY CARE FUND		12,323
2126	CONCESSION FEE		(2,453)
2136	HAY CENTER YOUTH PROGRAM		11,441
2166	APPELLATE JUDICIAL SYSTEM		3,282
2171	CO ATTY ADMIN TOLL RD FUND		89,504
2186	COUNTY CLERK RECORDS MGT		116,402
2187	DISTRICT CLERK RECORDS MGT		145,171
2188	GENERAL ADMIN RECORDS MGT		2,323
2190	COUNTY CLERK RECORDS ARCHIVE		1,611
2201	DONATION FUND		17,240
2202	JUROR DONATION PROGRAMS		1,126
2203	LIBRARY DONATION FUND		91
2211	COUNTY CLERK OF THE COURT FUND		(51)
2212	DIST CLERK OF THE COURT		6,484
2213	LANGUAGE ACCESS FUND		10,485
2214	JUDICIAL EDU AND SUPPORT FUND		1,233
2216	JUSTICE COURT TECHNOLOGY FUND		13,593
2236	LOCAL YOUTH DIVERSION FUND		816
2246	SPECIALTY COURT PROGRAM		44,120
2301	COMM DEV FINANCIAL SURETIES		(54,774)
2306	ELECTION SERVICES FUND		48,744
2326	FIRE CODE FEE		18,817
2331	LEOSE LAW ENFORCEMENT		65,005
2336	JUVENILE PROBATION FEE		(2,474)
2341	FOOD PERMIT FEES		22,278
2346	COURT REPORTER SERVICE		187,401
2356	SUPPLEMENTAL GUARDIANSHIP		10,014
2386	COUNTY LAW LIBRARY		3,221
2402	TIRZ AFFORD HOUSING INT		1,400,000
2403	CSD NON GRANT RESTRICT FUND		330,111
2404	CSD TRANSIT RESTRICTED FUND		53,590
2420	COUNTY JURY FUND		10,390

Harris County, Texas
Final Estimate of Available Resources
FY 2025
Estimated Outstanding Liabilities as of August 23, 2024
September 19, 2024

FUND	FUND NAME	
2421	TIME PAYMENT FUND	5,121
3001	HC METRO STREET IMPR PROJECT	(8,933)
3002	HC METRO DESIGNATED PROJECTS	4,503,609
3021	HC ROAD CAPITAL PROJECTS	160,159
3102	HC ROAD REF SER 2004B CONSTR	47,450
3103	HC ROAD REF SER 2006B CONSTR	91,701
3109	HC COMM PAPER SER C RD BRDGE	8,249,293
3201	HC BLDG PK LIB CAPITAL PROJECT	516,922
3229	HC COMM PAPER SER A1	8,362,416
3239	HC COMM PAPER SER B	411,570
3249	HC COMM PAPER SER D	7,031,994
3259	HC COMM PAPER SER D2	21,939,600
3269	HC COMM PAPER SER D3	2,562,166
4703	HC COMM PAPER SER C DS	209,443
4704	HC COMM PAPER SER D DS	(122,667)
4707	HC COMM PAPER SER D3 DS	122,667
4708	DS COMMERCIAL PAPER SER J1 2020	19,000
5101	CENTRAL SERVICE VMC	688,048
5102	PUBLIC SAFETY TECH SERV	44,864
5103	INMATE INDUSTRIES	9,052
5104	HEALTH INSUR TRUST MGMT	45,883,155
5121	WORKER'S COMPENSATION	59,357,326
5122	RISK MANAGEMENT	1,292
5201	PARKING FACILITIES	(4,101)
5211	COMMISSARY	691,035
5212	COMMISSARY PAYROLL	(3,429)
5301	TRA REVENUE COLLECTIONS	217,102,428
5302	TRA OPER AND MAINT	12,606,870
5310	TRA TUNNEL FERRY OPER AND MAIN	265,161
5321	TRA RENEWAL REPLACEMENT	3,742,524
5501	TRA REV POOL CONSTR	15,456,948
5510	TRA TUNNEL FERRY REV PL CONSTR	(486,205)
5520	TRA 02 TAX REV CONSTR CLO	2,284
5523	TRA REV N REF SER 2008B CONST	68,585
5524	TRA REV SER 2009A CONSTR	78,560
5525	TRA REV SER 2009C CONSTR	1,777,361
5529	TRA COMM PAPER SER E1 CONSTR	645,988
5539	TRA COMM PAPER SER E2 CONSTR	301,133
5540	TRA REV N REF SER 2018A CONSTR	1,722,089
5541	TRA REV REF 1STLN SER 2021 CON	1,468,030
5542	TRA REV REF 1STLN SER 24A CON	317,457
5549	TRA COMM PAPER SER 22 K CONSTR	7,368,206
5559	TRA COMM PAPER SER 23 K2 CONST	5,816,254
5749	TRA COMM PAPER SER 2022 K DS	9,830,000
5759	TRA COMM PAPER SER 2023 K2 DS	20,130,000
5811	TRA REV REF SER 2015B DS	145,766,069
5812	TRA REV REF SER 2016A DS	527,600,692
5813	TRA REV N REF SER 2018A DS	524,127,539
5816	TRA REV N REF SER 2019A DS	82,957,348
5820	TRA REV REF 1ST LN SER2021 DS	482,341,408
5821	TRA REV REF 1ST LN SER22A DS	217,046,116
5822	TRA REV REF 1ST LN SER23A DS	135,545,700

Harris County, Texas
Final Estimate of Available Resources
FY 2025
Estimated Outstanding Liabilities as of August 23, 2024
September 19, 2024

FUND	FUND NAME	
5823	TRA REV REF 1ST LN SER 24A DS	1,000,426,728
5851	TRA TAX N REF SER 1997 DS	9,329,107
5852	TRA TAX N REF SER 2007C DS	127,433,004
5900	HCTRA BTG ESCROW ACCOUNT	15,133,341
6010	PAYROLL	27,014,438
6040	BAIL SECURITY	8,626,170
6070	FEE OFFICER	37,776,599
6071	CASH BOND FEE OFFICER	(114,549)
6080	TAX COLLECTOR	172,400,426
6200	CUSTODIAL	6,480,954
6201	SO INVESTIGATIVE STATE	84,448
6210	INMATE ACCOUNTS	1,241,753
6250	TREASURER ESCHEATMENT	1,494,967
6260	DISTRICT CLERK RESTITUTION	423,474
6270	JUVENILE RESTITUTION	765,756
6280	DA SEIZED ASSETS STATE	13,212,509
6320	DA FRAUD FEE RESTITUTION	23,204
6330	DA VICTIMS RIGHTS RESTITUTI	245,174
6340	DC CONTINGENCY FUND	399,759
6362	HOU HIDTA STATE SEIZED FUNDS	367,263
6440	DISTRICT CLERK REGISTRY	137,239,374
6450	COUNTY CLERK REGISTRY	57,815,952
6470	CDBGDR HAP Agency Fund	114,566
	Sub Total Harris County	\$ 4,350,009,319

Harris County, Texas
Final Estimate of Available Resources
FY 2025
Estimated Outstanding Liabilities as of August 23, 2024
September 19, 2024

FUND	FUND NAME	
	Flood Control	
2890	FLOOD CONTROL GENERAL FUND	67,260,755
3501	FC REGIONAL PROJECTS	781,703
3502	FC CAPITAL PROJECTS	1,308,646
3619	FC COMM PAPER SER H	6,645,523
3629	FC COMM PAPER CAP PROJ SER H2	15,943,457
4451	FC COMM PAPER SER H2 DS	103,161
6002	PAYROLL CLEARING FC JV CS	341,745
6500	FC COE ESCROW CLEAR CREEK	531
6510	FC COE ESCROW SIMS BAYOU	26,785
	Sub Total Flood Control	\$ 92,412,306
	Harris County Grants	697,404,353
	Flood Control Grants	9,233,760
	Report Grand Total	\$ 5,149,059,737

Harris County, Texas
Final Estimate of Available Resources
FY 2025
Estimated Encumbrances as of August 23, 2024
September 19, 2024

FUND	FUND NAME		
Harris County			
1000	GENERAL FUND	\$	136,557,875.69
1020	PUBLIC IMP CONTINGENCY FUND		27,338,961.56
1030	COVID RESPONSE & RECOVERY		2,236.85
1040	FLEX FUND		21,566,340.08
1070	MOBILITY FUND		138,625,423.09
1080	INFRASTRUCTURE FUND		117,505,248.56
2011	DA FORF ASSETS-USJ		24,196.68
2018	CONST PCT8 FORF ASSETS-USJ		3,647.31
2034	CA FORF ASSETS SP PROS UST		100,736.57
2051	SO CH18 ST FORFEITED		78,671.00
2054	DA SPECIAL INVESTIGATION		1,550.84
2056	CONSTABLE 301 CH18 FORFEITED		201,371.13
2072	CONST PCT3 STATE FORF ASSETS		12,841.43
2073	CONST PCT4 STATE FORF ASSETS		51,789.00
2074	CONST PCT5 STATE FORF ASSETS		2,950.00
2075	SHERIFF FORF ASSETS STATE		162,500.00
2076	DA FORF ASSETS STATE		8,309.40
2077	CONST PCT1 FORF ASSETS STATE		8,405.44
2079	CONST PCT7 STATE FORF ASSETS		5,760.00
2080	CONST PCT8 STATE FORF ASSETS		7,898.25
2091	FORF ASSETS COMM COURT		91,335.75
2101	HOTEL OCCUPANCY TAX REV		531,869.38
2111	PORT SECURITY PROGRAM		144,735.78
2116	DSRIP PROGRAMS		635,009.02
2117	CHARITY CARE FUND		357,604.08
2126	CONCESSION FEE		524.00
2136	HAY CENTER YOUTH PROGRAM		244,312.61
2141	PREP FOR ADULT LIVING PAL		6,624.00
2151	FAMILY PROTECTION		244.78
2161	PROBATE COURT SUPPORT		12,103.40
2166	APPELLATE JUDICIAL SYSTEM		179,465.64
2171	CO ATTY ADMIN TOLL RD FUND		1,340,346.40
2186	COUNTY CLERK RECORDS MGT		819,901.65
2187	DISTRICT CLERK RECORDS MGT		703,118.65
2188	GENERAL ADMIN RECORDS MGT		43,299.33
2190	COUNTY CLERK RECORDS ARCHIVE		807,354.22
2194	COUNTY CLERK RECORDS MGMT SB41		84,302.96
2201	DONATION FUND		1,415,372.40
2202	JUROR DONATION PROGRAMS		5,536.59
2203	LIBRARY DONATION FUND		10,739.48
2212	DIST CLERK OF THE COURT		55,450.97
2213	LANGUAGE ACCESS FUND		3,078.31
2216	JUSTICE COURT TECHNOLOGY FUND		142,410.06
2236	LOCAL YOUTH DIVERSION FUND		1,000.00
2251	COUNTY DISTRICT TECHNOLOGY		23,000.00

Harris County, Texas
Final Estimate of Available Resources
FY 2025
Estimated Encumbrances as of August 23, 2024
September 19, 2024

FUND	FUND NAME	
2271	VETERINARY PUBLIC HEALTH	68,808.19
2272	VPH DONATIONS FUND	918.80
2296	SEP ENVIRO ENFORCEMENT CON 1	16,474.55
2306	ELECTION SERVICES FUND	2,318,842.22
2311	CRIM COURTS AV EQUIP	626.00
2316	MEDICAID ADMIN CLAIM REIMB	179,934.97
2326	FIRE CODE FEE	867,848.21
2331	LEOSE LAW ENFORCEMENT	3,089.93
2341	FOOD PERMIT FEES	198,078.88
2346	COURT REPORTER SERVICE	119,620.50
2356	SUPPLEMENTAL GUARDIANSHIP	10,618.26
2386	COUNTY LAW LIBRARY	672,262.73
2403	CSD NON GRANT RESTRICT FUND	43,351.09
2404	CSD TRANSIT RESTRICTED FUND	118,414.57
2420	COUNTY JURY FUND SB346	116,335.70
2701	CAD RMS PROJECT	35,846.38
2704	EL FRANCO LEE	4,298.58
2705	HC PARTNERSHIP FUND	990,000.00
3001	HC METRO STREET IMPR PROJECT	65,943.34
3002	HC METRO DESIGNATED PROJECTS	51,306,660.24
3021	HC ROAD CAPITAL PROJECTS	961,257.88
3102	HC ROAD REF SER 2004B CONSTR	13,170.25
3103	HC ROAD REF SER 2006B CONSTR	3,950,618.52
3109	HC COMM PAPER SER C RD BRDGE	91,467,682.98
3129	HC COMM PAPER CAP PROJ SER C-2	3,630,138.79
3201	HC BLDG PK LIB CAPITAL PROJECT	1,171,801.00
3226	HC HOT TAX SUB REV 22 CONSTR	7,165,808.00
3229	HC COMM PAPER SER A1	21,240,481.94
3239	HC COMM PAPER SER B	3,089,469.52
3249	HC COMM PAPER SER D	50,862,792.57
3259	HC COMM PAPER SER D2	46,627,574.52
3269	HC COMM PAPER SER D3	3,766,458.69
5101	CENTRAL SERVICE VMC	14,774,272.29
5102	PUBLIC SAFETY TECH SERV	1,188,318.87
5103	INMATE INDUSTRIES	81,393.72
5104	HEALTH INSUR TRUST MGMT	94,229,545.22
5121	WORKER'S COMPENSATION	1,471,884.92
5122	RISK MANAGEMENT	11,735.21
5201	PARKING FACILITIES	1,569,397.87
5302	TRA OPER AND MAINT	68,183,410.43
5310	TRA TUNNEL FERRY OPER AND MAIN	1,866,559.46
5321	TRA RENEWAL REPLACEMENT	12,276,350.40
5501	TRA REV POOL CONSTR	46,474,965.99
5510	TRA TUNNEL FERRY REV PL CONSTR	16,272,080.13
5520	TRA 02 TAX REV CONSTR CLO	288,924.63
5523	TRA REV N REF SER 2008B CONST	2,648,100.54

Harris County, Texas
Final Estimate of Available Resources
FY 2025
Estimated Encumbrances as of August 23, 2024
September 19, 2024

FUND	FUND NAME	
5524	TRA REV SER 2009A CONSTR	295,046.28
5525	TRA REV SER 2009C CONSTR	3,848,156.73
5529	TRA COMM PAPER SER E1 CONSTR	785,224.24
5539	TRA COMM PAPER SER E2 CONSTR	14,007,705.77
5540	TRA REV N REF SER 2018A CONSTR	9,758,965.10
5541	TRA REV REF 1STLN SER 2021 CON	5,456,779.85
5542	TRA REV REF 1STLN SER 24A CON	95,067,293.96
5549	TRA COMM PAPER SER 22 K CONSTR	32,623,286.97
5559	TRA COMM PAPER SER 23 K2 CONST	56,650,415.76
	Sub Total Harris County	\$ 1,220,840,494
Harris County Grants		
2601	FEDERAL GRANTS	\$ 141,021,469.32
2602	STATE GRANTS	2,741,867.65
2603	LOCAL GRANTS	89,271.17
2604	OTHER GRANT FUNDS	306,339.35
2651	AMERICAN RESCUE PLAN 2021	173,288,789.04
2688	GRANT PROGRAM INCOME	31,030.31
2699	GRANT MATCH	8,443,986.01
	Sub Total Harris County Grants	\$ 325,922,753
	Harris County Total	\$ 1,546,763,247

Harris County, Texas
Final Estimate of Available Resources
FY 2025
Estimated Encumbrances as of August 23, 2024
September 19, 2024

FUND	FUND NAME		
	Flood Control		
2890	FLOOD CONTROL GENERAL FUND	\$	23,884,893.57
2891	FLOOD CONTROL MAINTENANCE FUND		5,633,595.87
3501	FC REGIONAL PROJECTS		92,267.50
3502	FC CAPITAL PROJECTS		30,836,491.09
3619	FC COMM PAPER SER H		106,222,249.80
3629	FC COMM PAPER CAP PROJ SER H2		30,762,865.44
	Sub Total Flood Control	\$	<u>197,432,363</u>
	Flood Control Grants		
2601	FEDERAL GRANTS	\$	69,859,567.96
2603	LOCAL GRANTS		3,720,940.59
2699	GRANT MATCH		10,426,424.21
	Sub Total Flood Control Grants	\$	<u>84,006,933</u>
	Flood Control Total	\$	<u>281,439,296</u>
	Grand Total Encumbered Balance:	\$ \$	<u><u>1,828,202,543</u></u>

Harris County, Texas
Final Estimate of Available Resources
FY 2025
Estimated Cash on Hand to the Credit of Each Fund as of August 23, 2024
September 19, 2024

FUND	FUND NAME		
Harris County			
1000	GENERAL FUND	\$	582,262,968
1015	INTEGRATED JUSTICE INFO SYSTEM		359,185
1020	PUBLIC IMP CONTINGENCY FUND		219,603,993
1030	COVID RESPONSE & RECOVERY		199,364
1040	FLEX FUND		54,875,272
1045	ENERGY EFFICIENCY FUND		394,851
1070	MOBILITY FUND		428,427,360
1080	INFRASTRUCTURE FUND		181,366,493
2011	DA FORF ASSETS-USJ		332,981
2012	CONST PCT1 FORF ASSETS-USJ		108,731
2013	SHERIFF FORF ASSETS-USJ		39,835
2014	CONST PCT2 FORF ASSETS-USJ		133,746
2015	CONST PCT3 FORF ASSETS-USJ		10,787
2016	CONST PCT4 FORF ASSETS-USJ		68,870
2017	CONST PCT5 FORF ASSETS-USJ		305,689
2018	CONST PCT8 FORF ASSETS-USJ		8,284
2031	CONST PCT1 FORF ASSETS UST		272
2032	SHERIFF FORF ASSETS UST		63,424
2033	DA FORF ASSETS UST		96,788
2034	CA FORF ASSETS SP PROS UST		338,092
2035	CONST PCT2 FORF ASSETS UST		11
2036	CONST PCT4 FORF ASSETS UST		1,366
2037	CONST PCT5 FORF ASSETS UST		1,090
2051	SO CH18 ST FORFEITED		188,634
2052	CONSTABLE304 CH18 FORFEITED		1,071,829
2053	CON PCT 2 CH18 FORFEITED		76,849
2054	DA SPECIAL INVESTIGATION		1,192,130
2055	FIRE MARSHAL CH18 FORFEITED		81,921
2056	CONSTABLE 301 CH18 FORFEITED		508,850
2057	CONSTABLE 303 CH18 FORFEITED		5,256
2058	CONSTABLE 305 CH18 FORFEITED		261,988
2059	CONSTABLE 306 CH18 FORFEITED		8,998
2071	CONST PCT2 STATE FORF ASSETS		235,339
2072	CONST PCT3 STATE FORF ASSETS		59,461
2073	CONST PCT4 STATE FORF ASSETS		403,195
2074	CONST PCT5 STATE FORF ASSETS		936,225
2075	SHERIFF FORF ASSETS STATE		825,260
2076	DA FORF ASSETS STATE		5,194,469
2077	CONST PCT1 FORF ASSETS STATE		132,696
2078	CONST PCT6 STATE FORF ASSETS		52,684
2079	CONST PCT7 STATE FORF ASSETS		82,292
2080	CONST PCT8 STATE FORF ASSETS		162,168
2081	CA FORF AS STATE SPU		59,991
2082	HT CONST PCT1 CH59 HUMAN TRAFF		6,061
2083	HU HCDA CH59 HUMAN TRAFFICKING		30,890
2090	SO STATE FORF ASSETS CH47		95,034

Harris County, Texas
Final Estimate of Available Resources
FY 2025
Estimated Cash on Hand to the Credit of Each Fund as of August 23, 2024
September 19, 2024

FUND	FUND NAME	
2091	FORF ASSETS COMM COURT	506,625
2092	FORF ASSETS FIRE MARSHALL	2,398
2101	HOTEL OCCUPANCY TAX REV	48,875,383
2102	PUBLIC ART FUND	1,780,319
2106	DISTRICT COURT RECORDS ARCHIVE	2,224
2111	PORT SECURITY PROGRAM	(117,032)
2116	DSRIP PROGRAMS	1,699,719
2117	CHARITY CARE FUND	17,988,027
2121	DEED RESTRICTION ENFORCEMENT	25,367
2126	CONCESSION FEE	8,694,014
2131	CARE FOR ELDERS	20,701
2136	HAY CENTER YOUTH PROGRAM	531,954
2141	PREP FOR ADULT LIVING PAL	136,181
2146	CHILD SUPPORT ENFORCEMENT REV	314,604
2151	FAMILY PROTECTION	222,955
2156	UTILITY BILL ASSISTANCE PROGRM	39,023
2161	PROBATE COURT SUPPORT	1,646,611
2162	PROBATE ADMINISTRATOR	259,327
2166	APPELLATE JUDICIAL SYSTEM	523,324
2171	CO ATTY ADMIN TOLL RD FUND	38,504,032
2176	DA HOT CHECK DEPOSITORY FUND	75,913
2181	CRTHOUSE SECURITY JUSTICE CRT	2,610,057
2186	COUNTY CLERK RECORDS MGT	5,070,101
2187	DISTRICT CLERK RECORDS MGT	2,362,286
2188	GENERAL ADMIN RECORDS MGT	197,959
2190	COUNTY CLERK RECORDS ARCHIVE	18,220,524
2191	CTS RECORDS MGT	84
2192	DISTRICT CLERK CRT TECHNOLOGY	34,172
2193	COUNTYWIDE RCDS MGMT CRIMINAL	42,744
2194	COUNTY CLERK RECORDS MGMT SB41	530,161
2201	DONATION FUND	3,722,549
2202	JUROR DONATION PROGRAMS	109,678
2203	LIBRARY DONATION FUND	1,182,991
2210	COURT FACILITY FEE FUND	5,285,257
2211	COUNTY CLERK OF THE COURT FUND	2,124,190
2212	DIST CLERK OF THE COURT	3,541,600
2213	LANGUAGE ACCESS FUND	943,000
2214	JUDICIAL EDU AND SUPPORT FUND	80,226
2215	JUSTICE COURT SUPPORT FUND	9,525,223
2216	JUSTICE COURT TECHNOLOGY FUND	1,527,470
2221	CHILD ABUSE PREVENTION FUND	170,592
2226	BAIL BOND BOARD	87,230
2231	DA FIRST CHANCE INTER PROGRAM	208,504
2236	LOCAL YOUTH DIVERSION FUND	3,097,936
2241	TAX OFFICE CHAPTER 19	957
2246	SPECIALTY COURT PROGRAM	1,997,128
2251	COUNTY DISTRICT TECHNOLOGY	393,594

Harris County, Texas
Final Estimate of Available Resources
FY 2025
Estimated Cash on Hand to the Credit of Each Fund as of August 23, 2024
September 19, 2024

FUND	FUND NAME	
2261	DA DIVERSION PROGRAMS	3,551,036
2266	GULF OF MEX ENERGY SEC ACT	17,888,924
2271	VETERINARY PUBLIC HEALTH	1,240,606
2272	VPH DONATIONS FUND	199,705
2277	PCS TCEQ SEP FUNDS	3,286
2296	SEP ENVIRO ENFORCEMENT CON 1	139,425
2301	COMM DEV FINANCIAL SURETIES	3,421,508
2306	ELECTION SERVICES FUND	3,680,719
2311	CRIM COURTS AV EQUIP	67,890
2316	MEDICAID ADMIN CLAIM REIMB	1,048,972
2321	DISPUTE RESOLUTION	3,148,297
2326	FIRE CODE FEE	15,913,572
2327	BOARDING HOME FINES & FEES	112,126
2331	LEOSE LAW ENFORCEMENT	776,759
2336	JUVENILE PROBATION FEE	619,546
2341	FOOD PERMIT FEES	2,439,006
2346	COURT REPORTER SERVICE	4,907,791
2351	JUVENILE DELINQUENCY PREVENT	201
2356	SUPPLEMENTAL GUARDIANSHIP	1,666,169
2361	COURTHOUSE SECURITY	1,375,915
2376	FPM PROPERTY MAINTENANCE	73,389
2381	IFS TRAINING	14,834
2386	COUNTY LAW LIBRARY	5,477,343
2391	ENVIRONMENTAL RESTITUTION	5,835,122
2401	TIRZ AFFORD HOUSING NON INT	2
2402	TIRZ AFFORD HOUSING INT	3,760,078
2403	CSD NON GRANT RESTRICT FUND	3,098,365
2404	CSD TRANSIT RESTRICTED FUND	757,802
2411	POOL PERMIT FEES	332,420
2420	COUNTY JURY FUND	1,515,024
2421	TIME PAYMENT FUND	491,826
2701	CAD RMS PROJECT	619,283
2704	EL FRANCO LEE	332,708
2705	HC PARTNERSHIP FUND	1,062,010
3001	HC METRO STREET IMPR PROJECT	1,368,102
3002	HC METRO DESIGNATED PROJECTS	192,795,043
3021	HC ROAD CAPITAL PROJECTS	49,276,064
3102	HC ROAD REF SER 2004B CONSTR	49,947
3103	HC ROAD REF SER 2006B CONSTR	5,259,182
3109	HC COMM PAPER SER C RD BRDGE	543,637
3129	HC COMM PAPER CAP PROJ SER C-2	778,698
3201	HC BLDG PK LIB CAPITAL PROJECT	7,783,569
3226	HC HOT TAX SUB REV 22 CONSTR	8,832,287
3229	HC COMM PAPER SER A1	45,048
3239	HC COMM PAPER SER B	15,490,269
3249	HC COMM PAPER SER D	1,081,423
3259	HC COMM PAPER SER D2	(244,172)

Harris County, Texas
Final Estimate of Available Resources
FY 2025
Estimated Cash on Hand to the Credit of Each Fund as of August 23, 2024
September 19, 2024

FUND	FUND NAME	
3269	HC COMM PAPER SER D3	3,883
3279	CP Series J1 2020 Capital Proj	9,002
4108	HC ROAD REF SER 2012B DS	3,959,646
4109	HC ROAD REF SER 2014A DS	3,522,398
4110	HC ROAD REF SER 2015A DS	5,524,982
4111	HC ROAD REF SER 2017A DS	4,089,780
4113	HC ROAD REF SER 20121 DS	3,600,232
4114	HC ROAD REF SER 2022A DS	44,054,438
4115	HC ROAD REF SER 2023A DS	2,211,908
4116	HC ROAD REF SER 2024A DS	2,200,000
4603	HC FC AGREEMENT REF SER 2014A	1,627,053
4604	HC FC AGREEMENT REF SER 2014B	22,750,086
4605	HC FC AGREEMENT REF SER 2015B	731,502
4606	HC FC AGREEMENT REF SER 2017A	7,290,894
4608	HC FC AGRMNT REF SER 2019A D1	8,671,460
4701	HC COMM PAPER SER A1 DS	1,113,664
4702	HC COMM PAPER SER B DS	481,455
4703	HC COMM PAPER SER C DS	2,336,058
4704	HC COMM PAPER SER D DS	1,060,269
4706	HC COMM PAPER SER D2 DS	1,466,531
4707	HC COMM PAPER SER D3 DS	1,458,772
4708	DS COMMERCIAL PAPER SER J1 2020	605,342
4709	HC COMM PAPER SER C-2 DS	810,386
4812	HC PIB N REF SER 2015A DS	3,438,808
4813	HC PIB REF SER 2015B DS	359,283
4814	HC PIB REF SER 2017A DS	10,104,159
4815	HC PIB REF SER 2019A DS	1,769,160
4817	HC PIB REF SER 2020A DS	26,447,851
4818	HC PIB REF SER 2021 DS	1,610,993
4819	HC PIB REF SER 2021A DS	2,153,268
4820	HC PIB REF SER 2022A DS	43,525,926
4821	HC PIB REF SER 2023A DS	3,028,104
4822	HC PIB TAX & REV CO SER 2024 DS	4,100,000
4823	HC PIB REF SER 2024A DS	1,000,000
4905	HC HOT REV REF SER 2022A DS	333,458
4907	HC HOT TAX SUBORD REV 22 DS	199,341
4921	HC HOT GO REV REF 02 DS	738,939
5101	CENTRAL SERVICE VMC	21,647,368
5102	PUBLIC SAFETY TECH SERV	12,579,785
5103	INMATE INDUSTRIES	143,317
5104	HEALTH INSUR TRUST MGMT	76,961,002
5121	WORKER'S COMPENSATION	36,643,071
5122	RISK MANAGEMENT	3,783,475
5123	UNEMPLOYMENT INSURANCE	6,438,466
5201	PARKING FACILITIES	11,572,272
5211	COMMISSARY	22,135,278
5212	COMMISSARY PAYROLL	631,466

Harris County, Texas
Final Estimate of Available Resources
FY 2025
Estimated Cash on Hand to the Credit of Each Fund as of August 23, 2024
September 19, 2024

FUND	FUND NAME	
5301	TRA REVENUE COLLECTIONS	846,549,544
5302	TRA OPER AND MAINT	2,493,844
5310	TRA TUNNEL FERRY OPER AND MAIN	(418,334)
5315	FLOOD RESILIENCE TRUST RESERVE	80,000,000
5321	TRA RENEWAL REPLACEMENT	181,268,321
5348	TRA REV REF 1ST LN SER 24A COI	37,032
5501	TRA REV POOL CONSTR	107,876,359
5510	TRA TUNNEL FERRY REV PL CONSTR	4,510,788
5520	TRA 02 TAX REV CONSTR CLO	349,063
5523	TRA REV N REF SER 2008B CONST	2,706,233
5524	TRA REV SER 2009A CONSTR	382,368
5525	TRA REV SER 2009C CONSTR	5,578,246
5529	TRA COMM PAPER SER E1 CONSTR	1,553,807
5539	TRA COMM PAPER SER E2 CONSTR	14,525,313
5540	TRA REV N REF SER 2018A CONSTR	12,147,009
5541	TRA REV REF 1STLN SER 2021 CON	7,045,188
5542	TRA REV REF 1STLN SER 24A CON	699,377,092
5549	TRA COMM PAPER SER 22 K CONSTR	31,622
5559	TRA COMM PAPER SER 23 K2 CONST	21,551
5731	TRA REV REF SER 2004A RSRV	1,919
5732	TRA REV N REF SER 2005A RSRV	347,307
5733	TRA REV SER 2006A RSRV	198,013
5734	TRA REV N REF SER 2008B RSRV	384,119
5735	TRA REV SER 2009A RSRV	25,953,263
5736	TRA REV SER 2009C RSRV	23,704,414
5737	TRA REV N REF SER 2018A RSRV	27,499,938
5738	TRA REV REF 1STLN SER 2021 RSV	43,155,683
5749	TRA COMM PAPER SER 2022 K DS	217,564
5759	TRA COMM PAPER SER 2023 K2 DS	(32,851)
5811	TRA REV REF SER 2015B DS	15,877,836
5812	TRA REV REF SER 2016A DS	39,627,519
5813	TRA REV N REF SER 2018A DS	33,122,428
5816	TRA REV N REF SER 2019A DS	1,220,624
5820	TRA REV REF 1ST LN SER2021 DS	16,545,898
5821	TRA REV REF 1ST LN SER22A DS	6,932,771
5822	TRA REV REF 1ST LN SER23A DS	5,104,664
5851	TRA TAX N REF SER 1997 DS	9,507,757
5852	TRA TAX N REF SER 2007C DS	15,528,981
5900	HCTRA BTG ESCROW ACCOUNT	15,133,341
6010	PAYROLL	27,014,437
6040	BAIL SECURITY	8,626,170
6070	FEE OFFICER	37,491,310
6071	CASH BOND FEE OFFICER	(114,549)
6080	TAX COLLECTOR	172,400,426
6200	CUSTODIAL	6,480,954
6201	SO INVESTIGATIVE STATE	84,448
6210	INMATE ACCOUNTS	1,241,753

Harris County, Texas
Final Estimate of Available Resources
FY 2025
Estimated Cash on Hand to the Credit of Each Fund as of August 23, 2024
September 19, 2024

FUND	FUND NAME	
6250	TREASURER ESCHEATMENT	1,494,967
6260	DISTRICT CLERK RESTITUTION	423,474
6270	JUVENILE RESTITUTION	765,596
6280	DA SEIZED ASSETS STATE	13,212,509
6320	DA FRAUD FEE RESTITUTION	23,204
6330	DA VICTIMS RIGHTS RESTITUTI	245,174
6340	DC CONTINGENCY FUND	399,759
6362	HOU HIDTA STATE SEIZED FUNDS	367,263
6440	DISTRICT CLERK REGISTRY	137,239,374
6450	COUNTY CLERK REGISTRY	57,815,952
6470	CDBGDR HAP Agency Fund	114,566
	Sub Total Harris County	\$ <u>5,156,417,860</u>
	Harris County Grants	
2601	FEDERAL GRANTS	\$ (219,677,577)
2602	STATE GRANTS	(3,629,171)
2603	LOCAL GRANTS	4,413,927
2604	OTHER GRANT FUNDS	3,032,455
2651	AMERICAN RESCUE PLAN 2021	419,821,686
2688	GRANT PROGRAM INCOME	13,840,978
2699	GRANT MATCH	1,991,872
	Sub Total Harris County Grants	\$ <u>219,794,169</u>
	Harris County Total	\$ <u>5,376,212,030</u>

Harris County, Texas
Final Estimate of Available Resources
FY 2025
Estimated Cash on Hand to the Credit of Each Fund as of August 23, 2024
September 19, 2024

FUND	FUND NAME		
Flood Control			
2890	FLOOD CONTROL GENERAL FUND	\$	148,727,382
2891	FLOOD CONTROL MAINTENANCE FUND		7,000,000
3501	FC REGIONAL PROJECTS		12,621,567
3502	FC CAPITAL PROJECTS		175,553,872
3619	FC COMM PAPER SER H		206,741,806
3629	FC COMM PAPER CAP PROJ SER H2		8,514
4402	FC IMPR REF SER 2014 DS		914,386
4403	FC IMPR REF SER 2015A DS		1,103,311
4404	FC IMPR REF SER 2020A DS		11,549,628
4405	FC IMPR REF SER 2021A DS		11,818,621
4406	FC IMPR REF SER 2022A DS		11,893,036
4407	FC IMPR REF SER 2023A DS		8,073,233
4450	FC COMM PAPER SER H DS		18,183,003
4451	FC COMM PAPER SER H2 DS		168,185
4503	FC CONT TAX REF SER 2014A DS		3,360
4504	FC CONT TAX REF SER 2014B DS		1,604
4505	FC CONT TAX REF SER 2015B DS		2,343
4506	FC CONT TAX REF SER 2017A DS		4,769
4508	FC CONT TAX REF SER 2019A DS		2,998
6002	PAYROLL CLEARING FC JV CS		341,745
6500	FC COE ESCROW CLEAR CREEK		531
6510	FC COE ESCROW SIMS BAYOU		26,785
	Sub Total Flood Control	\$	<u>614,740,679</u>
Flood Control Grants			
2601	FEDERAL GRANTS	\$	(218,937,604)
2602	STATE GRANTS		5,746,944
2603	LOCAL GRANTS		(2,584,897)
2699	GRANT MATCH		(4,616,328)
	Sub Total Flood Control Grants	\$	<u>(220,391,885)</u>
	Flood Control Total	\$	<u>394,348,794</u>
	Report Grand Total	\$	<u><u>5,770,560,824</u></u>

Harris County, Texas
 FY 2025 Final Estimate of Available Resources¹
 Debt Service Requirements
 September 19, 2024

Fund	Harris County	FY 2025			Future Payments			Total Payments		
		Principal	Interest	Total	Principal	Interest	Total	Principal	Interest	Total
4108	Road Refunding Series 2012B	3,750,000.00	75,000.00	3,825,000.00	-	-	-	3,750,000.00	75,000.00	3,825,000.00
4110	Road Refunding Series 2015A	-	10,054,500.00	10,054,500.00	201,090,000.00	31,220,250.00	232,310,250.00	201,090,000.00	41,274,750.00	242,364,750.00
4111	Road Refunding Series 2017A	3,315,000.00	1,205,575.00	4,520,575.00	23,105,000.00	3,812,800.00	26,917,800.00	26,420,000.00	5,018,375.00	31,438,375.00
4113	Road Refunding Series 2021	2,355,000.00	1,725,345.00	4,080,345.00	50,340,000.00	14,304,697.50	64,644,697.50	52,695,000.00	16,030,042.50	68,725,042.50
4114	Road Refunding Series 2022A	38,080,000.00	9,137,500.00	47,217,500.00	181,085,000.00	109,115,800.00	290,200,800.00	219,165,000.00	118,253,300.00	337,418,300.00
4115	Road Refunding Series 2023A	1,460,000.00	4,360,762.50	5,820,762.50	95,100,000.00	58,540,600.00	153,640,600.00	96,560,000.00	62,901,362.50	159,461,362.50
4116	Road Refunding Series 2024A	10,170,000.00	12,099,126.39	22,269,126.39	211,460,000.00	118,113,900.00	329,573,900.00	221,630,000.00	130,213,026.39	351,843,026.39
4812	Permanent Improvement Refunding Series 2015A	-	6,187,787.50	6,187,787.50	125,065,000.00	53,615,068.75	178,680,068.75	125,065,000.00	59,802,856.25	184,867,856.25
4813	Permanent Improvement Refunding Series 2015B	-	655,500.00	655,500.00	13,110,000.00	914,500.00	14,024,500.00	13,110,000.00	1,570,000.00	14,680,000.00
4814	Permanent Improvement Refunding Series 2017A	7,400,000.00	4,370,200.00	11,770,200.00	87,440,000.00	30,974,150.00	118,414,150.00	94,840,000.00	35,344,350.00	130,184,350.00
4815	Permanent Improvement Refunding Series 2019A	1,485,000.00	282,875.00	1,767,875.00	4,915,000.00	376,375.00	5,291,375.00	6,400,000.00	659,250.00	7,059,250.00
4817	Permanent Improvement Refunding Series 2020A	22,670,000.00	5,727,450.00	28,397,450.00	114,455,000.00	25,249,100.00	139,704,100.00	137,125,000.00	30,976,550.00	168,101,550.00
4818	Permanent Improvement Refunding Series 2021	1,070,000.00	1,012,137.50	2,082,137.50	26,250,000.00	10,102,643.75	36,352,643.75	27,320,000.00	11,114,781.25	38,434,781.25
4819	Permanent Improvement Refunding Series 2021A	-	4,081,200.00	4,081,200.00	95,990,000.00	51,517,500.00	147,507,500.00	95,990,000.00	55,598,700.00	151,588,700.00
4820	Permanent Improvement Refunding Series 2022A	40,560,000.00	3,153,750.00	43,713,750.00	42,795,000.00	5,280,625.00	48,075,625.00	83,355,000.00	8,434,375.00	91,789,375.00
4821	Permanent Improvement Refunding Series 2023A	2,675,000.00	5,956,750.00	8,631,750.00	116,460,000.00	82,126,250.00	198,586,250.00	119,135,000.00	88,083,000.00	207,218,000.00
4822	Permanent Improvement Tax & Revenue CO Series 2024	-	22,285,539.86	22,285,539.86	423,090,000.00	363,398,750.00	786,488,750.00	423,090,000.00	385,684,289.86	808,774,289.86
4823	Permanent Improvement Refunding Series 2024A	-	5,538,480.83	5,538,480.83	101,245,000.00	93,179,200.00	194,424,200.00	101,245,000.00	98,717,680.83	199,962,680.83
4905	Tax & Sub Lien Revenue Refunding 2022A (HOT)	-	4,971,000.00	4,971,000.00	99,420,000.00	21,652,750.00	121,072,750.00	99,420,000.00	26,623,750.00	126,043,750.00
4907	Tax & Sub Lien Revenue Series 2022 (HOT)	2,480,000.00	1,368,000.00	3,848,000.00	24,880,000.00	5,915,500.00	30,795,500.00	27,360,000.00	7,283,500.00	34,643,500.00
4921	General Obligation & Rev Refunding Series 2002 (HOT)	4,284,303.00	11,925,697.00	16,210,000.00	21,601,657.75	(3,686,657.75)	17,915,000.00	25,885,960.75	8,239,039.25	34,125,000.00
Total Harris County		\$ 141,754,303.00	\$ 116,174,176.58	\$ 257,928,479.58	\$ 2,058,896,657.75	\$ 1,075,723,802.25	\$ 3,134,620,460.00	\$ 2,200,650,960.75	\$ 1,191,897,978.83	\$ 3,392,548,939.58
Flood Control District										
4402	Flood Control Improvement Refunding Series 2014	-	1,810,000.00	1,810,000.00	36,200,000.00	2,461,250.00	38,661,250.00	36,200,000.00	4,271,250.00	40,471,250.00
4403	Flood Control Improvement Refunding Series 2015A	-	2,110,050.00	2,110,050.00	46,875,000.00	8,084,275.00	54,959,275.00	46,875,000.00	10,194,325.00	57,069,325.00
4404	Flood Control Improvement Refunding Series 2020A	6,460,000.00	9,464,150.00	15,924,150.00	226,670,000.00	105,752,225.00	332,422,225.00	233,130,000.00	115,216,375.00	348,346,375.00
4405	Flood Control Improvement Refunding Series 2021A	6,420,000.00	10,055,150.00	16,475,150.00	239,695,000.00	121,300,875.00	360,995,875.00	246,115,000.00	131,356,025.00	377,471,025.00
4406	Flood Control Improvement Refunding Series 2022A	6,500,000.00	10,027,937.50	16,527,937.50	210,875,000.00	141,844,881.25	352,719,881.25	217,375,000.00	151,872,818.75	369,247,818.75
4407	Flood Control Improvement Refunding Series 2023A	5,110,000.00	9,427,750.00	14,537,750.00	206,290,000.00	122,700,250.00	328,990,250.00	211,400,000.00	132,128,000.00	343,528,000.00
4503	Flood Control Contract Tax Refunding Series 2014A	-	2,911,250.00	2,911,250.00	58,225,000.00	5,689,375.00	63,914,375.00	58,225,000.00	8,600,625.00	66,825,625.00
4504	Flood Control Contract Tax Refunding Series 2014B	22,175,000.00	356,019.63	22,531,019.63	-	-	-	22,175,000.00	356,019.63	22,531,019.63
4505	Flood Control Contract Tax Refunding Series 2015B	-	1,402,150.00	1,402,150.00	30,145,000.00	5,843,825.00	35,988,825.00	30,145,000.00	7,245,975.00	37,390,975.00
4506	Flood Control Contract Tax Refunding Series 2017A	3,295,000.00	7,592,425.00	10,887,425.00	163,860,000.00	60,575,025.00	224,435,025.00	167,155,000.00	68,167,450.00	235,322,450.00
4508	Flood Control Contract Tax Refunding Series 2019A	7,665,000.00	191,625.00	7,856,625.00	-	-	-	7,665,000.00	191,625.00	7,856,625.00
Total Flood Control		\$ 57,625,000.00	\$ 55,348,507.13	\$ 112,973,507.13	\$ 1,218,835,000.00	\$ 574,251,981.25	\$ 1,793,086,981.25	\$ 1,276,460,000.00	\$ 629,600,488.38	\$ 1,906,060,488.38
Toll Road										
5811	Toll Road Revenue Series 2015B	12,620,000.00	6,072,500.00	18,692,500.00	108,830,000.00	31,982,250.00	140,812,250.00	121,450,000.00	38,054,750.00	159,504,750.00
5812	Toll Road Revenue Series 2016A	25,385,000.00	21,554,000.00	46,939,000.00	406,695,000.00	201,192,500.00	607,887,500.00	432,080,000.00	222,746,500.00	654,826,500.00
5813	Toll Road Revenue Series 2018A	4,010,000.00	21,050,950.00	25,060,950.00	453,490,000.00	264,774,200.00	718,264,200.00	457,500,000.00	285,825,150.00	743,325,150.00
5816	Toll Road Revenue Series 2019A	-	2,392,500.00	2,392,500.00	79,750,000.00	36,393,300.00	116,143,300.00	79,750,000.00	38,785,800.00	118,535,800.00
5820	Toll Road First Lien Revenue & Refunding Series 2021A	8,080,000.00	16,564,450.00	24,644,450.00	390,065,000.00	228,346,650.00	618,411,650.00	398,145,000.00	244,911,100.00	643,056,100.00
5821	Toll Road First Lien Revenue & Refunding Series 2022A	20,810,000.00	9,503,000.00	30,313,000.00	169,250,000.00	36,730,500.00	205,980,500.00	190,060,000.00	46,233,500.00	236,293,500.00
5822	Toll Road First Lien Revenue & Refunding Series 2023A	6,500,000.00	5,874,750.00	12,374,750.00	110,995,000.00	32,935,750.00	143,930,750.00	117,495,000.00	38,810,500.00	156,305,500.00
5823	Toll Road First Lien Revenue & Refunding Series 2024A	7,210,000.00	52,678,496.11	59,888,496.11	942,790,000.00	793,872,450.00	1,736,662,450.00	950,000,000.00	846,550,946.11	1,796,550,946.11
5851	Toll Road Tax Series 1997	-	-	-	-	-	-	-	-	-
5852	Toll Road Tax Series 2007C	12,070,000.00	5,747,175.00	17,817,175.00	97,400,000.00	23,065,875.00	120,465,875.00	109,470,000.00	28,813,050.00	138,283,050.00
Total Toll Road Tax & Revenue		\$ 96,685,000.00	\$ 141,437,821.11	\$ 238,122,821.11	\$ 2,759,265,000.00	\$ 1,649,293,475.00	\$ 4,408,558,475.00	\$ 2,855,950,000.00	\$ 1,790,731,296.11	\$ 4,646,681,296.11

¹ These are debt service requirements on fixed rate debt as known on 8/13/24. These amounts may change as the result of debt issuance activity during the fiscal year.

FY25 New General Fund Positions
by classification
(positions effective as of 9/21/24)

Department To Name	Position Classification	New Position/Transfer to General Fund (1000)	Position Count
200 - Office of County Administration	Analyst III	New Position	3
200 - Office of County Administration	Manager V	New Position	1
200 - Office of County Administration	Specialist V	New Position	2
205 - Economic Equity & Opportunity	Director IV	New Position	1
205 - Economic Equity & Opportunity	Manager III	New Position	1
205 - Economic Equity & Opportunity	Manager IV	New Position	2
205 - Economic Equity & Opportunity	Specialist III	New Position	1
208 - Engineering	Maintenance Mechanic III	New Position	5
208 - Engineering	Manager IV	New Position	1
208 - Engineering	Project Manager	New Position	2
208 - Engineering	Technician IV	New Position	2
270 - Institute of Forensic Sciences	Laboratory Aide I	New Position	3
270 - Institute of Forensic Sciences	Photographer I	New Position	1
270 - Institute of Forensic Sciences	Supervisor	New Position	1
270 - Institute of Forensic Sciences	Technician I	New Position	6
275 - Public Health Services	Case Manager III	Transfer to Fund 1000	1
275 - Public Health Services	Coordinator III	Transfer to Fund 1000	1
275 - Public Health Services	Social Worker I	Transfer to Fund 1000	1
275 - Public Health Services	Specialist III	Transfer to Fund 1000	1
275 - Public Health Services	Supervisor IV	Transfer to Fund 1000	1
283 - Veterans Services	Attorney IV	New Position	1
285 - Library	Assistant Manager I	New Position	1
285 - Library	Librarian I	New Position	2
285 - Library	Library Specialist I	New Position	2
289 - Housing and Community Development	Coordinator III	New Position	1
301 - Constable, Precinct 1	Clerk III	New Position	2
302 - Constable, Precinct 2	Clerk III	New Position	1
303 - Constable, Precinct 3	Clerk III	New Position	2
304 - Constable, Precinct 4	Clerk III	New Position	2
305 - Constable, Precinct 5	Clerk III	New Position	2
306 - Constable, Precinct 6	Clerk III	New Position	2
307 - Constable, Precinct 7	Clerk III	New Position	1
308 - Constable, Precinct 8	Clerk III	New Position	1
530 - Tax Assessor-Collector	Clerk I	New Position	3
540 - Sheriff - Patrol & Administration	Analyst II	New Position	1
540 - Sheriff - Patrol & Administration	Clinician I	New Position	6
540 - Sheriff - Patrol & Administration	Lieutenant	New Position	4
540 - Sheriff - Patrol & Administration	Sergeant	New Position	5
545 - District Attorney	Attorney VI	New Position	2
545 - District Attorney	Case Manager II	New Position	5
545 - District Attorney	Social Worker I	New Position	5
550 - District Clerk	Clerk II	New Position	4
560 - Public Defender	Administrative Assistant V	New Position	6
560 - Public Defender	Attorney IV	New Position	50
560 - Public Defender	Legal Investigator III	New Position	8
560 - Public Defender	Social Worker II	New Position	5
605 - Pretrial Services	Pretrial Officer II	New Position	4
615 - Purchasing Agent	Auditor IV	New Position	1
840 - Juvenile Probation	Detention Officer II	New Position	30
840 - Juvenile Probation	Juvenile Probation Officer III	New Position	10
945 - Office of Managed Assigned Counsel	Administrative Assistant III	Transfer to Fund 1000	3

FY25 New General Fund Positions
by classification
(positions effective as of 9/21/24)

Department To Name	Position Classification	New Position/Transfer to General Fund (1000)	Position Count
945 - Office of Managed Assigned Counsel	Administrator II	Transfer to Fund 1000	2
945 - Office of Managed Assigned Counsel	Analyst III	Transfer to Fund 1000	1
945 - Office of Managed Assigned Counsel	Assistant Director IV	Transfer to Fund 1000	1
945 - Office of Managed Assigned Counsel	Attorney IV	Transfer to Fund 1000	1
945 - Office of Managed Assigned Counsel	Attorney V	Transfer to Fund 1000	4
945 - Office of Managed Assigned Counsel	Executive Director I	Transfer to Fund 1000	1
945 - Office of Managed Assigned Counsel	Manager V	Transfer to Fund 1000	1
945 - Office of Managed Assigned Counsel	Social Worker II	Transfer to Fund 1000	3
945 - Office of Managed Assigned Counsel	Specialist III	Transfer to Fund 1000	1
945 - Office of Managed Assigned Counsel	Supervisor V	Transfer to Fund 1000	1

**HARRIS COUNTY SALARY PLAN
JOB CLASSIFICATIONS AND SALARY RANGES**

Classification	Minimum Hourly Rate	Maximum Hourly Rate
Accountant I	\$ 22.68	\$ 38.53
Accountant II	\$ 33.80	\$ 51.57
Accountant III	\$ 42.33	\$ 64.23
Accountant IV	\$ 53.05	\$ 81.03
Adjuster I	\$ 23.22	\$ 42.75
Adjuster II	\$ 33.80	\$ 51.57
Administrative Aid I	\$ 22.68	\$ 38.53
Administrative Aid II	\$ 33.80	\$ 51.57
Administrative Aid - Temp I	\$ 23.22	\$ 42.75
Administrative Aid - Temp II	\$ 42.33	\$ 64.23
Administrative Assistant I	\$ 13.75	\$ 19.52
Administrative Assistant II	\$ 18.61	\$ 26.46
Administrative Assistant III	\$ 19.63	\$ 29.91
Administrative Assistant IV	\$ 21.57	\$ 32.88
Administrative Assistant V	\$ 22.68	\$ 38.53
Administrative Assistant VI	\$ 33.80	\$ 51.57
Administrative Assistant Temp	\$ 22.68	\$ 38.53
Advocate	\$ 30.22	\$ 52.76
Appls Systems Anl/Pgmr I	\$ 22.68	\$ 38.53
Appls Systems Anl/Pgmr II	\$ 33.80	\$ 51.57
Appls Systems Anl/Pgmr III	\$ 42.33	\$ 64.23
Analyst I	\$ 19.63	\$ 29.91
Analyst II	\$ 21.57	\$ 32.88
Analyst III	\$ 23.22	\$ 42.75
Analyst IV	\$ 33.80	\$ 51.57
Analyst V	\$ 37.82	\$ 59.43
Analyst VI	\$ 53.05	\$ 81.03
Animal Control Officer I	\$ 16.00	\$ 22.74
Animal Control Officer II	\$ 17.26	\$ 24.52
Anthropologist II	\$ 37.82	\$ 59.43
Appls Developer Program I	\$ 37.82	\$ 59.43
Appls Developer Program II	\$ 42.33	\$ 64.23
Appls Developer Program III	\$ 66.22	\$ 101.31
Architect I	\$ 22.68	\$ 38.53
Architect II	\$ 42.33	\$ 64.23
Archivist	\$ 33.80	\$ 51.57
Associate Law Librarian	\$ 37.82	\$ 59.43
Assistant I	\$ 16.00	\$ 22.74
Assistant II	\$ 18.61	\$ 26.46
Assistant III	\$ 19.63	\$ 29.91
Assistant IV	\$ 23.22	\$ 42.75
Assistant V	\$ 30.22	\$ 52.76
Assistant TP I	\$ 10.97	\$ 15.55
Assistant TP II	\$ 16.00	\$ 22.74
Assistant Law Librarian	\$ 22.68	\$ 38.53

**HARRIS COUNTY SALARY PLAN
JOB CLASSIFICATIONS AND SALARY RANGES**

Classification	Minimum Hourly Rate	Maximum Hourly Rate
Auditor I	\$ 23.22	\$ 42.75
Auditor II	\$ 33.80	\$ 51.57
Auditor III	\$ 42.33	\$ 64.23
Auditor IV	\$ 47.39	\$ 72.37
Behavioral Specialist I	\$ 22.68	\$ 38.53
Behavioral Specialist II	\$ 23.22	\$ 42.75
Biologist	\$ 30.22	\$ 52.76
Botanist	\$ 33.80	\$ 51.57
Bus Driver I	\$ 18.61	\$ 26.46
Bus Driver II	\$ 22.68	\$ 38.53
Buyer I	\$ 21.57	\$ 32.88
Buyer II	\$ 30.22	\$ 52.76
Buyer III	\$ 33.80	\$ 51.57
Carpenter I	\$ 18.61	\$ 26.46
Carpenter II	\$ 21.57	\$ 32.88
Caretaker I	\$ 14.82	\$ 21.06
Caretaker II	\$ 16.00	\$ 22.74
Caretaker III	\$ 17.26	\$ 24.52
Caretaker IV	\$ 22.68	\$ 38.53
Caretaker TP I	\$ 14.82	\$ 21.06
Caretaker TP II	\$ 19.63	\$ 29.91
Cashier	\$ 17.26	\$ 24.52
Chain Person	\$ 18.61	\$ 26.46
Chemical Application Spec	\$ 17.26	\$ 24.52
Chemist I	\$ 22.68	\$ 38.53
Chemist II	\$ 30.22	\$ 52.76
Chemist III	\$ 33.80	\$ 51.57
Chief Inspector	\$ 33.80	\$ 51.57
Clerk I	\$ 14.82	\$ 21.06
Clerk II	\$ 17.26	\$ 24.52
Clerk III	\$ 19.63	\$ 29.91
Clerk IV	\$ 30.22	\$ 52.76
Clerk TP I	\$ 8.83	\$ 12.32
Clerk TP II	\$ 12.75	\$ 18.10
Clerk TP III	\$ 16.00	\$ 22.74
Clerk TP IV	\$ 19.63	\$ 29.91
Clinician I	\$ 22.68	\$ 38.53
Clinician II	\$ 47.39	\$ 72.37
Clinical Psychologist I	\$ 33.80	\$ 51.57
Clinical Psychologist II	\$ 37.82	\$ 59.43
Clinical Psychologist III	\$ 42.33	\$ 64.23
Client Service Specialist	\$ 16.00	\$ 22.74
Controller I	\$ 33.80	\$ 51.57
Controller II	\$ 59.39	\$ 90.71
County Extension Agent I	\$ 10.18	\$ 14.42

**HARRIS COUNTY SALARY PLAN
JOB CLASSIFICATIONS AND SALARY RANGES**

Classification	Minimum Hourly Rate	Maximum Hourly Rate
County Extension Agent II	\$ 10.97	\$ 15.55
County Extension Agent III	\$ 16.00	\$ 22.74
Collector I	\$ 16.00	\$ 22.74
Collector II	\$ 17.26	\$ 24.52
Collector III	\$ 19.63	\$ 29.91
Community Aide I	\$ 16.00	\$ 22.74
Community Aide II	\$ 19.63	\$ 29.91
Community Aide III	\$ 23.22	\$ 42.75
Community Liaison I	\$ 22.68	\$ 38.53
Community Liaison II	\$ 47.39	\$ 72.37
Community Center Aide	\$ 17.26	\$ 24.52
Computer Operator I	\$ 18.61	\$ 26.46
Computer Operator II	\$ 21.57	\$ 32.88
Computer Operator III	\$ 37.82	\$ 59.43
Consultant	\$ 76.15	\$ 116.51
Consultant Temp	\$ 18.61	\$ 26.46
Coordinator I	\$ 17.26	\$ 24.52
Coordinator II	\$ 19.63	\$ 29.91
Coordinator III	\$ 22.68	\$ 38.53
Coordinator IV	\$ 30.22	\$ 52.76
Coordinator V	\$ 42.33	\$ 64.23
Coordinator VI	\$ 47.39	\$ 72.37
Coordinator Temp I	\$ 14.82	\$ 21.06
Counselor Temp	\$ 18.61	\$ 26.46
Courier	\$ 19.63	\$ 29.91
Court Evaluator I	\$ 30.22	\$ 52.76
Court Evaluator II	\$ 33.80	\$ 51.57
Court Liaison I	\$ 21.57	\$ 32.88
Court Liaison II	\$ 22.68	\$ 38.53
Case Aide I	\$ 18.61	\$ 26.46
Case Aide II	\$ 21.57	\$ 32.88
Case Manager I	\$ 19.63	\$ 29.91
Case Manager II	\$ 21.57	\$ 32.88
Case Manager III	\$ 23.22	\$ 42.75
Customer Service Reps I	\$ 12.75	\$ 18.10
Customer Service Reps II	\$ 13.75	\$ 19.52
Customer Service Reps III	\$ 16.00	\$ 22.74
Customer Service Reps IV	\$ 19.63	\$ 29.91
Custodian I	\$ 13.75	\$ 19.52
Custodian II	\$ 16.00	\$ 22.74
Custodian III	\$ 17.26	\$ 24.52
Deck Hand I	\$ 18.61	\$ 26.46
Deck Hand II	\$ 19.63	\$ 29.91
Dentist I	\$ 47.39	\$ 72.37
Dentist III	\$ 76.15	\$ 116.51

**HARRIS COUNTY SALARY PLAN
JOB CLASSIFICATIONS AND SALARY RANGES**

Classification	Minimum Hourly Rate	Maximum Hourly Rate
Dental Assistant	\$ 16.00	\$ 22.74
Dental Hygienist II	\$ 37.82	\$ 59.43
Driver	\$ 17.26	\$ 24.52
Dispatcher I	\$ 19.63	\$ 29.91
Dispatcher II	\$ 22.68	\$ 38.53
Detention Officer I	\$ 17.26	\$ 24.52
Detention Officer II	\$ 19.63	\$ 29.91
Detention Officer Temp	\$ 18.61	\$ 26.46
Educational Diagnostic	\$ 23.22	\$ 42.75
Electrician I	\$ 22.68	\$ 38.53
Electrician II	\$ 30.22	\$ 52.76
Enforce Officer I	\$ 19.63	\$ 29.91
Enforce Officer II	\$ 21.57	\$ 32.88
Engineer I	\$ 23.22	\$ 42.75
Engineer II	\$ 30.22	\$ 52.76
Engineer III	\$ 42.33	\$ 64.23
Engineer IV	\$ 59.39	\$ 90.71
Entomologist	\$ 22.68	\$ 38.53
Epidemiologist I	\$ 22.68	\$ 38.53
Epidemiologist II	\$ 37.82	\$ 59.43
Epidemiologist III	\$ 47.39	\$ 72.37
Executive Assistant I	\$ 19.63	\$ 29.91
Executive Assistant II	\$ 22.68	\$ 38.53
Executive Assistant III	\$ 30.22	\$ 52.76
Executive Assistant IV	\$ 42.33	\$ 64.23
Food Service Worker I	\$ 18.61	\$ 26.46
Food Service Worker II	\$ 33.80	\$ 51.57
Firearms Examiner I	\$ 22.68	\$ 38.53
Firearms Examiner II	\$ 30.22	\$ 52.76
Fire & Safety Officer	\$ 22.68	\$ 38.53
Forester I	\$ 30.22	\$ 52.76
Forester II	\$ 37.82	\$ 59.43
Foreman I	\$ 22.68	\$ 38.53
Foreman II	\$ 23.22	\$ 42.75
Forensic Investigator I	\$ 19.63	\$ 29.91
Forensic Investigator II	\$ 21.57	\$ 32.88
Forensic Investigator III	\$ 33.80	\$ 51.57
Graphic Designer I	\$ 30.22	\$ 52.76
Graphic Designer II	\$ 53.05	\$ 81.03
Help Desk Representative I	\$ 19.63	\$ 29.91
Help Desk Representative II	\$ 22.68	\$ 38.53
Health Planner	\$ 33.80	\$ 51.57
Horticulturist I	\$ 16.00	\$ 22.74
Horticulturist II	\$ 19.63	\$ 29.91
Horticulturist III	\$ 22.68	\$ 38.53

**HARRIS COUNTY SALARY PLAN
JOB CLASSIFICATIONS AND SALARY RANGES**

Classification	Minimum Hourly Rate	Maximum Hourly Rate
Health Education Spec I	\$ 17.26	\$ 24.52
Health Education Spec II	\$ 21.57	\$ 32.88
Health Education Spec III	\$ 22.68	\$ 38.53
Industrial Liaison	\$ 47.39	\$ 72.37
Inspector I	\$ 16.00	\$ 22.74
Inspector II	\$ 17.26	\$ 24.52
Inspector III	\$ 22.68	\$ 38.53
Inspector IV	\$ 30.22	\$ 52.76
Inspector Operator TP I	\$ 12.75	\$ 18.10
Inspector Operator TP II	\$ 16.00	\$ 22.74
Inspector Operator TP III	\$ 19.63	\$ 29.91
Safety Instructor	\$ 16.00	\$ 22.74
Instructor TP I	\$ 18.61	\$ 26.46
Instructor TP II	\$ 19.63	\$ 29.91
Instrument Operator	\$ 21.57	\$ 32.88
Intern I	\$ 13.75	\$ 19.52
Intern TP	\$ 11.75	\$ 35.41
Interviewer I	\$ 18.61	\$ 26.46
Interviewer II	\$ 22.68	\$ 38.53
Inventory Control Spc I	\$ 17.26	\$ 24.52
Inventory Control Spc II	\$ 22.68	\$ 38.53
Inventory Control Spc III	\$ 30.22	\$ 52.76
Irrigator I	\$ 17.26	\$ 24.52
Irrigator II	\$ 21.57	\$ 32.88
IT Analyst I	\$ 21.57	\$ 32.88
IT Analyst II	\$ 23.22	\$ 42.75
IT Analyst III	\$ 42.33	\$ 64.23
IT Team Lead	\$ 33.80	\$ 51.57
IT Team Lead	\$ 37.82	\$ 59.43
Investigator I	\$ 21.57	\$ 32.88
Investigator II	\$ 23.22	\$ 42.75
Investigator III	\$ 37.82	\$ 59.43
Juvenile Prob Officer I	\$ 19.63	\$ 29.91
Juvenile Prob Officer II	\$ 21.57	\$ 32.88
Laboratory Aide I	\$ 16.00	\$ 22.74
Laborer I	\$ 14.82	\$ 21.06
Laborer II	\$ 16.00	\$ 22.74
Library Assistant	\$ 11.83	\$ 16.77
Librarian I	\$ 21.57	\$ 32.88
Librarian II	\$ 30.22	\$ 52.76
Librarian TP	\$ 21.57	\$ 32.88
Library Specialist I	\$ 18.61	\$ 26.46
Library Specialist II	\$ 21.57	\$ 32.88
Library Specialist III	\$ 22.68	\$ 38.53
Library Specialist Temp	\$ 22.68	\$ 38.53

**HARRIS COUNTY SALARY PLAN
JOB CLASSIFICATIONS AND SALARY RANGES**

Classification	Minimum Hourly Rate	Maximum Hourly Rate
Library Technician I	\$ 13.75	\$ 19.52
Library Technician II	\$ 16.00	\$ 22.74
Library Technician III	\$ 21.57	\$ 32.88
Locksmith	\$ 22.68	\$ 38.53
Licensed Vocational Nurse I	\$ 22.68	\$ 38.53
Licensed Vocational Nurse II	\$ 23.22	\$ 42.75
Maintenance Worker	\$ 18.61	\$ 26.46
Mechanic I	\$ 17.26	\$ 24.52
Mechanic II	\$ 18.61	\$ 26.46
Mechanic III	\$ 19.63	\$ 29.91
Mechanic IV	\$ 23.22	\$ 42.75
Medical Assistant I	\$ 11.83	\$ 16.77
Medical Assistant II	\$ 16.00	\$ 22.74
Medical Assistant IV	\$ 30.22	\$ 52.76
Maintenance Mechanic I	\$ 18.61	\$ 26.46
Maintenance Mechanic II	\$ 19.63	\$ 29.91
Maintenance Mechanic III	\$ 30.22	\$ 52.76
Monitoring Officer III	\$ 33.80	\$ 51.57
Monitor I	\$ 12.75	\$ 18.10
Monitor II	\$ 17.26	\$ 24.52
Naturalist I	\$ 16.00	\$ 22.74
Naturalist II	\$ 22.68	\$ 38.53
Nurse Practitioner I	\$ 37.82	\$ 59.43
Nurse Practitioner II	\$ 59.39	\$ 90.71
Nutrition Assistant I	\$ 11.83	\$ 16.77
Nutrition Assistant II	\$ 14.82	\$ 21.06
Nutrition Assistant III	\$ 18.61	\$ 26.46
Nutrition Assistant IV	\$ 22.68	\$ 38.53
Nutritionist I	\$ 19.63	\$ 29.91
Nutritionist II	\$ 30.22	\$ 52.76
Network Administrator	\$ 47.39	\$ 72.37
Network Engineer	\$ 47.39	\$ 72.37
Network Specialist I	\$ 30.22	\$ 52.76
Network Specialist II	\$ 42.33	\$ 64.23
Operator I	\$ 14.82	\$ 21.06
Operator II	\$ 18.61	\$ 26.46
Operator III	\$ 22.68	\$ 38.53
Operator IV	\$ 30.22	\$ 52.76
Outreach Worker I	\$ 18.61	\$ 26.46
Outreach Worker II	\$ 19.63	\$ 29.91
Painter	\$ 18.61	\$ 26.46
Postdoctoral Fellow I	\$ 22.68	\$ 38.53
Postdoctoral Fellow II	\$ 23.22	\$ 42.75
Postdoctoral Fellow III	\$ 47.39	\$ 72.37
Photographer I	\$ 22.68	\$ 38.53

**HARRIS COUNTY SALARY PLAN
JOB CLASSIFICATIONS AND SALARY RANGES**

Classification	Minimum Hourly Rate	Maximum Hourly Rate
Photographer II	\$ 23.22	\$ 42.75
Pharmacist	\$ 53.05	\$ 81.03
Physician	\$ 76.15	\$ 116.51
Pilot	\$ 23.22	\$ 42.75
Planner I	\$ 30.22	\$ 52.76
Planner II	\$ 33.80	\$ 51.57
Plumber I	\$ 23.22	\$ 42.75
Plumber II	\$ 30.22	\$ 52.76
Printer	\$ 21.57	\$ 32.88
Pretrial Officer I	\$ 19.63	\$ 29.91
Pretrial Officer II	\$ 22.68	\$ 38.53
Public Information Officer	\$ 59.39	\$ 90.71
Receptionist	\$ 17.26	\$ 24.52
Referral Specialist I	\$ 17.26	\$ 24.52
Referral Specialist II	\$ 18.61	\$ 26.46
Registered Nurse I	\$ 30.22	\$ 52.76
Registered Nurse II	\$ 37.82	\$ 59.43
Right of Way Agent I	\$ 30.22	\$ 52.76
Right of Way Agent II	\$ 33.80	\$ 51.57
Secretary I	\$ 17.26	\$ 24.52
Secretary II	\$ 21.57	\$ 32.88
Secretary III	\$ 30.22	\$ 52.76
Skilled Trades I	\$ 18.61	\$ 26.46
Skilled Trades II	\$ 19.63	\$ 29.91
Skilled Trades III	\$ 21.57	\$ 32.88
Skilled Trades TP I	\$ 17.26	\$ 24.52
Skilled Trades TP II	\$ 21.57	\$ 32.88
Social Worker I	\$ 22.68	\$ 38.53
Social Worker II	\$ 30.22	\$ 52.76
Special Assistant I	\$ 33.80	\$ 51.57
Special Assistant II	\$ 53.05	\$ 81.03
Special Assistant III	\$ 66.22	\$ 101.31
Specialist I	\$ 18.61	\$ 26.46
Specialist II	\$ 19.63	\$ 29.91
Specialist III	\$ 23.22	\$ 42.75
Specialist IV	\$ 33.80	\$ 51.57
Supervision Officer	\$ 22.68	\$ 38.53
Staff Assistant	\$ 23.22	\$ 42.75
Staff Assistant TP	\$ 11.83	\$ 16.77
Staff Services I	\$ 17.26	\$ 24.52
Staff Services II	\$ 19.63	\$ 29.91
Stationary Engineer I	\$ 33.80	\$ 51.57
Stationary Engineer II	\$ 42.33	\$ 64.23
Stationary Technician	\$ 22.68	\$ 38.53
Stationary Technician	\$ 23.22	\$ 42.75

**HARRIS COUNTY SALARY PLAN
JOB CLASSIFICATIONS AND SALARY RANGES**

Classification	Minimum Hourly Rate	Maximum Hourly Rate
Surveyor I	\$ 22.68	\$ 38.53
Surveyor II	\$ 33.80	\$ 51.57
Service Writer	\$ 22.68	\$ 38.53
Systems Administrator I	\$ 22.68	\$ 38.53
Systems Administrator II	\$ 30.22	\$ 52.76
Systems Administrator III	\$ 42.33	\$ 64.23
Systems Administrator IV	\$ 47.39	\$ 72.37
Systems Analyst I	\$ 22.68	\$ 38.53
Systems Analyst II	\$ 23.22	\$ 42.75
Systems Analyst III	\$ 37.82	\$ 59.43
Systems Analyst IV	\$ 47.39	\$ 72.37
Systems Architect I	\$ 53.05	\$ 81.03
Systems Architect II	\$ 59.39	\$ 90.71
Systems Engineer I	\$ 37.82	\$ 59.43
Systems Engineer II	\$ 53.05	\$ 81.03
Systems Specialist I	\$ 22.68	\$ 38.53
Systems Specialist II	\$ 30.22	\$ 52.76
Systems Specialist III	\$ 42.33	\$ 64.23
Teacher Aide	\$ 19.63	\$ 29.91
Teacher I	\$ 12.75	\$ 18.10
Teacher II	\$ 21.57	\$ 32.88
Teacher III	\$ 33.80	\$ 51.57
Technician I	\$ 14.82	\$ 21.06
Technician II	\$ 17.26	\$ 24.52
Technician III	\$ 22.68	\$ 38.53
Technician IV	\$ 23.22	\$ 42.75
Technician V	\$ 33.80	\$ 51.57
Technical Liaison	\$ 42.33	\$ 64.23
Technology Officer I	\$ 42.33	\$ 64.23
Technology Officer II	\$ 53.05	\$ 81.03
Therapist I	\$ 22.68	\$ 38.53
Therapist II	\$ 37.82	\$ 59.43
Therapist III	\$ 53.05	\$ 81.03
Toxicologist I	\$ 22.68	\$ 38.53
Toxicologist II	\$ 33.80	\$ 51.57
Translator	\$ 23.22	\$ 42.75
Veterinarian I	\$ 53.05	\$ 81.03
Virologist	\$ 37.82	\$ 59.43
Web Applications Developer I	\$ 30.22	\$ 52.76
Web Applications Developer II	\$ 42.33	\$ 64.23
Web Applications Developer III	\$ 47.39	\$ 72.37
Web Master	\$ 37.82	\$ 59.43
Welder	\$ 23.22	\$ 42.75
Wage Rate Monitor	\$ 23.22	\$ 42.75
Youth Worker I	\$ 19.63	\$ 29.91

**HARRIS COUNTY SALARY PLAN
JOB CLASSIFICATIONS AND SALARY RANGES**

Classification	Minimum Hourly Rate	Maximum Hourly Rate
Youth Worker II	\$ 22.68	\$ 38.53
Crime Scene Inv Trainee	\$ 23.22	\$ 42.75
Accident Investigator Trainee	\$ 23.22	\$ 42.75
Custodian Temp	\$ 16.00	\$ 22.74
Forensic Technician I	\$ 19.63	\$ 29.91
Forensic Technician II	\$ 30.22	\$ 52.76
Dietitian	\$ 42.33	\$ 64.23
Research Analyst III	\$ 47.39	\$ 72.37
Sergeant SR Model Position	\$ 66.22	\$ 101.31
Lieutenant Model Position	\$ 66.22	\$ 101.31
DNA Analyst	\$ 66.22	\$ 101.31
Research Associate	\$ 66.22	\$ 101.31
Election Worker	\$ 12.75	\$ 18.10
Teacher	\$ 11.75	\$ 35.41
Instructor I	\$ 42.33	\$ 64.23
Assistant TP III	\$ 22.68	\$ 38.53
Hazmat Tech - PT	\$ 19.63	\$ 29.91
Diversion Officer	\$ 19.63	\$ 29.91
Sergeant FM	\$ 37.82	\$ 59.43
Screeener Tech	\$ 16.00	\$ 22.74
Deputy Temp	\$ 22.68	\$ 38.53
Comm Officer Temp	\$ 16.00	\$ 22.74
Client Technology Analyst I	\$ 23.22	\$ 42.75
Client Technology Analyst II	\$ 33.80	\$ 51.57
Legislative Coordinator	\$ 53.05	\$ 81.03
Graduate Engineer	\$ 22.68	\$ 38.53
Research Analyst I	\$ 21.57	\$ 32.88
Inspector Operator I	\$ 12.75	\$ 18.10
Inspector Operator II	\$ 16.00	\$ 22.74
Inspector Operator III	\$ 19.63	\$ 29.91
Interviewer III	\$ 33.80	\$ 51.57
Intern II	\$ 19.63	\$ 29.91
Lead Physician	\$ 87.57	\$ 133.99
Administrative Assistant III TP	\$ 19.63	\$ 29.91
Administrative Assistant II TP	\$ 18.61	\$ 26.46
Screeener Tech Temp	\$ 16.00	\$ 22.74
Customer Service Rep Lead	\$ 23.22	\$ 42.75
Accounting Analyst I	\$ 22.68	\$ 38.53
Accounting Analyst II	\$ 33.80	\$ 51.57
Software Engineer I	\$ 42.33	\$ 64.23
Planner III	\$ 42.33	\$ 64.23
Legal Investigator I	\$ 21.57	\$ 32.88
Legal Investigator II	\$ 23.22	\$ 42.75
Legal Investigator III	\$ 37.82	\$ 59.43
Specialist V	\$ 47.39	\$ 72.37

**HARRIS COUNTY SALARY PLAN
JOB CLASSIFICATIONS AND SALARY RANGES**

Classification	Minimum Hourly Rate	Maximum Hourly Rate
Crew Leader I	\$ 16.00	\$ 22.74
Crew Leader II	\$ 19.63	\$ 29.91
Crew Leader III	\$ 22.68	\$ 38.53
Clinical Psychologist IV	\$ 47.39	\$ 72.37
Public Health Investigator I	\$ 21.57	\$ 32.88
Public Health Investigator II	\$ 23.22	\$ 42.75
Hazmat Technician I	\$ 14.82	\$ 21.06
Hazmat Technician II	\$ 17.26	\$ 24.52
Hazmat Technician III	\$ 22.68	\$ 38.53
Hazmat Technician IV	\$ 23.22	\$ 42.75
Anthropologist I	\$ 23.22	\$ 42.75
Assistant Chief Clerk - NE	\$ 33.80	\$ 51.57
Fire Marshal Investigator I	\$ 21.57	\$ 32.88
Fire Marshal Investigator II	\$ 23.22	\$ 42.75
Legal Investigator IV	\$ 47.39	\$ 72.37
Hazmat Technician V	\$ 37.82	\$ 59.43
Fire Marshal Investigator III	\$ 30.22	\$ 52.76
Teacher I - Temp	\$ 12.75	\$ 18.10
Technician III - Temp	\$ 22.68	\$ 38.53
Dental Hygienist I	\$ 30.22	\$ 52.76
Dentist II	\$ 66.22	\$ 101.31
Monitoring Officer I	\$ 17.26	\$ 24.52
Monitoring Officer II	\$ 23.22	\$ 42.75
Medical Assistant III	\$ 21.57	\$ 32.88
Hazmat Tech Temp	\$ 19.63	\$ 29.91
Investigator FM Temp	\$ 19.63	\$ 29.91
Buyer	\$ 23.22	\$ 42.75
Senior Buyer	\$ 30.22	\$ 52.76
Executive Assistant III Exempt	\$ 30.22	\$ 52.76
Clerk 1A	\$ 8.83	\$ 12.32
Specialist III Non-Exempt	\$ 23.22	\$ 42.75
Administrative Clerk-Exempt, JP	\$ 30.22	\$ 52.76
Juvenile Probation Officer III	\$ 22.68	\$ 38.53
Juvenile Probation Officer IV	\$ 23.22	\$ 42.75
Referral Specialist III	\$ 23.22	\$ 42.75
Pollution Control Inspector I	\$ 21.57	\$ 32.88
Accountant I Exempt	\$ 22.68	\$ 38.53
Firearms Examiner III	\$ 37.82	\$ 59.43
Veterinarian II	\$ 59.39	\$ 90.71
Detention Officer III	\$ 21.57	\$ 32.88
Detention Officer IV	\$ 22.68	\$ 38.53
Coordinator III Exempt	\$ 22.68	\$ 38.53
Coordinator IV Exempt	\$ 30.22	\$ 52.76
Budget Analyst I	\$ 23.22	\$ 42.75
Budget Analyst II	\$ 33.80	\$ 51.57

**LAW ENFORCEMENT SALARY PLAN
JOB CLASSIFICATIONS AND HOURLY RATES**

Classification	Grade Step	Hourly Rate
Accident Investigator	01	\$ 36.69
Accident Investigator	02	\$ 39.90
Accident Investigator	03	\$ 42.94
Accident Investigator	04	\$ 43.79
Accounting Analyst	01	\$ 32.39
Accounting Analyst	02	\$ 33.61
Accounting Analyst	03	\$ 34.80
Accounting Analyst	04	\$ 35.94
Administrative Assistant I	01	\$ 24.86
Administrative Assistant I	02	\$ 26.08
Administrative Assistant I	03	\$ 26.87
Administrative Assistant I	04	\$ 27.67
Administrative Assistant II	01	\$ 28.65
Administrative Assistant II	02	\$ 29.63
Administrative Assistant II	03	\$ 30.62
Administrative Assistant II	04	\$ 31.28
Administrative Assistant III	01	\$ 31.59
Administrative Assistant III	02	\$ 32.57
Administrative Assistant III	03	\$ 33.58
Administrative Assistant III	04	\$ 34.53
Administrative Coordinator I	01	\$ 28.65
Administrative Coordinator I	02	\$ 29.72
Administrative Coordinator I	03	\$ 30.93
Administrative Coordinator I	04	\$ 32.71
Administrative Coordinator II	01	\$ 34.00
Administrative Coordinator II	02	\$ 35.59
Administrative Coordinator II	03	\$ 36.52
Administrative Coordinator III	01	\$ 37.40
Administrative Coordinator III	02	\$ 38.89
Administrative Coordinator III	03	\$ 40.45
Analyst I	01	\$ 25.85
Analyst I	02	\$ 27.12
Analyst I	03	\$ 28.47
Analyst I	04	\$ 29.82
Analyst II	01	\$ 31.34
Analyst II	02	\$ 32.71
Analyst II	03	\$ 34.13
Analyst II	04	\$ 35.36
Analyst III	01	\$ 36.43
Analyst III	02	\$ 38.21
Analyst III	03	\$ 40.02
Analyst III	04	\$ 41.83
Analyst IV	01	\$ 43.67
Analyst IV	02	\$ 45.74
Analyst IV	03	\$ 48.66

**LAW ENFORCEMENT SALARY PLAN
JOB CLASSIFICATIONS AND HOURLY RATES**

Classification	Grade Step	Hourly Rate
Applications Analyst I	01	\$ 25.85
Applications Analyst I	02	\$ 27.12
Applications Analyst I	03	\$ 28.47
Applications Analyst I	04	\$ 29.82
Applications Analyst II	01	\$ 31.34
Applications Analyst II	02	\$ 32.71
Applications Analyst II	03	\$ 34.13
Applications Analyst II	04	\$ 35.36
Applications Analyst III	01	\$ 36.43
Applications Analyst III	02	\$ 38.21
Applications Analyst III	03	\$ 40.02
Applications Analyst III	04	\$ 41.83
Applications Analyst IV	01	\$ 43.67
Applications Analyst IV	02	\$ 45.74
Applications Analyst IV	03	\$ 48.66
Assistant Manager I	01	\$ 35.61
Assistant Manager I	02	\$ 37.51
Assistant Manager I	03	\$ 39.38
Assistant Manager II	01	\$ 42.08
Assistant Manager II	02	\$ 44.12
Assistant Manager II	03	\$ 46.11
Assistant Manager II	01	\$ 43.26
Assistant Manager II	02	\$ 44.94
Assistant Manager II	03	\$ 46.54
Building Maintenance Inspector	01	\$ 23.97
Building Maintenance Inspector	02	\$ 25.24
Building Maintenance Inspector	03	\$ 26.41
Building Maintenance Inspector	04	\$ 28.03
Building Maintenance Inspector	05	\$ 30.30
Building Maintenance Inspector	06	\$ 31.20
Buyer I	01	\$ 45.34
Buyer I	02	\$ 48.95
Cadet	01	\$ 21.39
Cadet	02	\$ 23.06
Cadet	03	\$ 24.66
Cadet	04	\$ 26.13
Cadet	05	\$ 27.43
Cadet	06	\$ 27.95
Captain	01	\$ 52.83
Captain	02	\$ 55.44
Captain	03	\$ 56.54
Case Manager I	01	\$ 26.12
Case Manager I	02	\$ 27.06
Case Manager I	03	\$ 27.92
Case Manager II	01	\$ 29.54

**LAW ENFORCEMENT SALARY PLAN
JOB CLASSIFICATIONS AND HOURLY RATES**

Classification	Grade Step	Hourly Rate
Case Manager II	02	\$ 30.93
Case Manager II	03	\$ 32.16
Case Manager II	04	\$ 33.45
Case Manager III	01	\$ 35.12
Case Manager III	02	\$ 36.87
Case Manager III	03	\$ 38.34
Case Manager III	04	\$ 39.87
Clerk	01	\$ 19.26
Clerk	02	\$ 21.71
Clerk	03	\$ 22.66
Clerk	04	\$ 23.86
Clerk	05	\$ 25.12
Clerk	06	\$ 26.41
Clerk	07	\$ 27.67
Communications Officer	01	\$ 21.39
Communications Officer	02	\$ 23.06
Communications Officer	03	\$ 24.66
Communications Officer	04	\$ 26.13
Communications Officer	05	\$ 27.42
Communications Officer	06	\$ 27.95
Communications Officer Supervisor	01	\$ 32.00
Communications Officer Supervisor	02	\$ 35.50
Communications Officer Supervisor	03	\$ 40.58
Communications Officer Supervisor	04	\$ 41.36
Counselor I	01	\$ 20.17
Counselor I	02	\$ 20.92
Counselor I	03	\$ 21.99
Counselor I	04	\$ 23.22
Counselor II	01	\$ 23.94
Counselor II	02	\$ 25.06
Counselor II	03	\$ 26.88
Counselor II	04	\$ 28.16
Counselor III	01	\$ 29.29
Counselor III	02	\$ 30.44
Counselor III	03	\$ 31.64
Counselor III	04	\$ 31.96
Crime Analyst I	01	\$ 25.85
Crime Analyst I	02	\$ 27.12
Crime Analyst I	03	\$ 28.47
Crime Analyst I	04	\$ 29.82
Crime Analyst II	01	\$ 31.34
Crime Analyst II	02	\$ 32.71
Crime Analyst II	03	\$ 34.13
Crime Analyst II	04	\$ 35.36
Crime Analyst III	01	\$ 36.43

**LAW ENFORCEMENT SALARY PLAN
JOB CLASSIFICATIONS AND HOURLY RATES**

Classification	Grade Step	Hourly Rate
Crime Analyst III	02	\$ 38.21
Crime Analyst III	03	\$ 40.02
Crime Analyst III	04	\$ 41.83
Crime Analyst IV	01	\$ 43.98
Crime Analyst IV	02	\$ 45.74
Crime Analyst IV	03	\$ 48.66
Crime Scene Investigator	01	\$ 36.69
Crime Scene Investigator	02	\$ 39.90
Crime Scene Investigator	03	\$ 42.94
Crime Scene Investigator	04	\$ 43.79
Dental Assistant	01	\$ 22.36
Dental Assistant	02	\$ 24.37
Dental Assistant	03	\$ 25.11
Deputy	01	\$ 27.28
Deputy	02	\$ 29.19
Deputy	03	\$ 30.92
Deputy	04	\$ 32.48
Deputy	05	\$ 34.09
Deputy Senior	01	\$ 36.48
Deputy Senior	02	\$ 38.50
Detention Captain	01	\$ 52.83
Detention Captain	02	\$ 55.44
Detention Captain	03	\$ 56.54
Detention Lieutenant	01	\$ 44.07
Detention Lieutenant	02	\$ 46.61
Detention Lieutenant	03	\$ 48.50
Detention Lieutenant	04	\$ 49.44
Detention Officer	01	\$ 22.39
Detention Officer	02	\$ 24.14
Detention Officer	03	\$ 25.82
Detention Officer	04	\$ 27.35
Detention Officer	05	\$ 28.71
Detention Officer	06	\$ 29.75
Detention Sergeant	01	\$ 33.77
Detention Sergeant	02	\$ 37.43
Detention Sergeant	03	\$ 42.75
Detention Sergeant	04	\$ 43.57
Dietary Technician	01	\$ 31.35
Dietary Technician	02	\$ 32.58
Dietary Technician	03	\$ 33.18
Executive Assistant I	01	\$ 34.87
Executive Assistant I	02	\$ 36.16
Executive Assistant II	01	\$ 37.51
Executive Assistant II	02	\$ 38.91
Executive Assistant III	01	\$ 40.45

**LAW ENFORCEMENT SALARY PLAN
JOB CLASSIFICATIONS AND HOURLY RATES**

Classification	Grade Step	Hourly Rate
Executive Assistant III	02	\$ 43.69
Head Nurse	01	\$ 50.10
Head Nurse	02	\$ 52.59
Head Nurse	03	\$ 55.22
Head Nurse	04	\$ 57.96
Human Resources Assistant I	01	\$ 21.66
Human Resources Assistant I	02	\$ 22.74
Human Resources Assistant I	03	\$ 23.86
Human Resources Assistant II	01	\$ 25.12
Human Resources Assistant II	02	\$ 26.36
Human Resources Assistant II	03	\$ 27.67
Human Resources Assistant III	01	\$ 28.65
Human Resources Assistant III	02	\$ 30.37
Human Resources Assistant III	03	\$ 32.07
Inventory Control Specialist	01	\$ 28.65
Inventory Control Specialist	02	\$ 30.37
Inventory Control Specialist	03	\$ 32.07
Latent Print Examiner	01	\$ 36.43
Latent Print Examiner	02	\$ 38.21
Latent Print Examiner	03	\$ 40.02
Latent Print Examiner	04	\$ 41.83
Licensed Counselor I	01	\$ 31.73
Licensed Counselor I	02	\$ 33.30
Licensed Counselor I	03	\$ 34.95
Licensed Counselor I	04	\$ 36.68
Licensed Counselor II	01	\$ 36.97
Licensed Counselor II	02	\$ 38.81
Licensed Counselor II	03	\$ 40.72
Licensed Counselor II	04	\$ 42.76
Licensed Counselor III	01	\$ 40.36
Licensed Counselor III	02	\$ 42.77
Licensed Counselor III	03	\$ 45.31
Licensed Counselor III	04	\$ 48.01
Licensed Vocational Nurse	01	\$ 29.85
Licensed Vocational Nurse	02	\$ 31.55
Licensed Vocational Nurse	03	\$ 33.20
Licensed Vocational Nurse	04	\$ 34.74
Licensed Vocational Nurse	05	\$ 36.27
Lieutenant	01	\$ 46.08
Lieutenant	02	\$ 47.93
Lieutenant	03	\$ 48.89
Media Specialist I	01	\$ 23.86
Media Specialist I	02	\$ 26.41
Media Specialist I	03	\$ 26.50
Media Specialist I	04	\$ 27.92

**LAW ENFORCEMENT SALARY PLAN
JOB CLASSIFICATIONS AND HOURLY RATES**

Classification	Grade Step	Hourly Rate
Media Specialist II	01	\$ 29.30
Media Specialist II	02	\$ 30.74
Media Specialist II	03	\$ 32.27
Media Specialist II	04	\$ 34.00
Media Specialist III	01	\$ 36.43
Media Specialist III	02	\$ 38.21
Media Specialist III	03	\$ 40.02
Media Specialist III	04	\$ 41.83
Medical Assistant	01	\$ 19.67
Medical Assistant	02	\$ 21.05
Medical Assistant	03	\$ 22.08
Medical Assistant	04	\$ 23.17
Medical Assistant	05	\$ 24.52
Network Analyst	01	\$ 50.60
Network Analyst	02	\$ 53.05
Network Analyst	03	\$ 55.47
Network Technician	01	\$ 36.43
Network Technician	02	\$ 38.21
Network Technician	03	\$ 40.02
Network Technician	04	\$ 41.82
Paralegal I	01	\$ 26.51
Paralegal I	02	\$ 28.11
Paralegal I	03	\$ 29.77
Paralegal I	04	\$ 31.54
Paralegal II	01	\$ 32.58
Paralegal II	02	\$ 34.19
Paralegal II	03	\$ 35.94
Paralegal III	01	\$ 36.69
Paralegal III	02	\$ 38.15
Paralegal III	03	\$ 39.64
Paralegal IV	01	\$ 40.46
Paralegal IV	02	\$ 42.56
Paralegal IV	03	\$ 44.79
Paralegal IV	04	\$ 47.17
Payroll Clerk	01	\$ 25.11
Payroll Clerk	02	\$ 28.11
Payroll Clerk	03	\$ 29.16
Payroll Clerk	04	\$ 30.33
Payroll Clerk	05	\$ 31.77
Pharmacist	01	\$ 56.49
Pharmacist	02	\$ 60.13
Pharmacist	03	\$ 62.58
Pharmacist	04	\$ 65.31
Pharmacy Technician	01	\$ 18.06
Pharmacy Technician	02	\$ 20.69

**LAW ENFORCEMENT SALARY PLAN
JOB CLASSIFICATIONS AND HOURLY RATES**

Classification	Grade Step	Hourly Rate
Pharmacy Technician	03	\$ 22.73
Pharmacy Technician	04	\$ 24.52
Pharmacy Technician	05	\$ 25.75
Pilot	01	\$ 37.55
Pilot	02	\$ 39.12
Pilot	03	\$ 40.68
Pilot	04	\$ 42.31
Program Coordinator	01	\$ 23.90
Program Coordinator	02	\$ 25.09
Program Coordinator	03	\$ 26.33
Program Coordinator	04	\$ 27.92
Program Manager I	01	\$ 28.41
Program Manager I	02	\$ 30.03
Program Manager I	03	\$ 31.82
Program Manager II	01	\$ 36.43
Program Manager II	02	\$ 38.21
Program Manager II	03	\$ 40.02
Program Manager II	04	\$ 41.83
Program Manager III	01	\$ 47.25
Program Manager III	02	\$ 49.13
Program Manager III	03	\$ 50.88
Program Manager III	04	\$ 52.46
Project Manager	01	\$ 43.81
Project Manager	02	\$ 45.99
Project Manager	03	\$ 48.29
Project Manager	04	\$ 50.71
Psychiatric Technician I	01	\$ 19.67
Psychiatric Technician I	02	\$ 21.05
Psychiatric Technician I	03	\$ 22.08
Psychiatric Technician I	04	\$ 23.17
Psychiatric Technician I	05	\$ 24.52
Psychiatric Technician II	01	\$ 25.12
Psychiatric Technician II	02	\$ 25.87
Psychiatric Technician II	03	\$ 26.64
Psychiatric Technician II	04	\$ 27.43
Psychiatric Technician II	05	\$ 28.26
Psychologist	01	\$ 61.26
Psychologist	02	\$ 64.87
Psychologist	03	\$ 68.13
Quality Control Technician	01	\$ 26.32
Quality Control Technician	02	\$ 27.54
Quality Control Technician	03	\$ 28.82
Quality Control Technician	04	\$ 30.16
Radiology Technician	01	\$ 28.22
Radiology Technician	02	\$ 31.17

**LAW ENFORCEMENT SALARY PLAN
JOB CLASSIFICATIONS AND HOURLY RATES**

Classification	Grade Step	Hourly Rate
Radiology Technician	03	\$ 33.36
Radiology Technician	04	\$ 35.07
Records Custodian I	01	\$ 29.50
Records Custodian I	02	\$ 30.84
Records Custodian I	03	\$ 32.37
Records Custodian I	04	\$ 33.02
Records Custodian II	01	\$ 33.97
Records Custodian II	02	\$ 36.34
Records Custodian II	03	\$ 37.03
Records Specialist	01	\$ 25.72
Records Specialist	02	\$ 26.56
Records Specialist	03	\$ 27.43
Records Specialist	04	\$ 28.32
Records Specialist	05	\$ 29.16
Records Specialist	06	\$ 30.22
Records Specialist	07	\$ 31.20
Registered Nurse	01	\$ 41.49
Registered Nurse	02	\$ 45.36
Registered Nurse	03	\$ 47.90
Registered Nurse	04	\$ 49.21
Sergeant	01	\$ 40.96
Sergeant	02	\$ 43.01
Sergeant	03	\$ 43.88
Social Worker	01	\$ 33.92
Social Worker	02	\$ 35.94
Social Worker	03	\$ 38.09
Social Worker	04	\$ 40.35
Specialist I	01	\$ 24.92
Specialist I	02	\$ 26.16
Specialist I	03	\$ 27.48
Specialist I	04	\$ 28.85
Specialist II	01	\$ 30.10
Specialist II	02	\$ 31.29
Specialist II	03	\$ 33.19
Specialist II	04	\$ 34.85
Specialist III	01	\$ 36.59
Specialist III	02	\$ 38.42
Specialist III	03	\$ 40.34
Specialist III	04	\$ 42.36
Specialist IV	01	\$ 44.04
Specialist IV	02	\$ 46.25
Specialist IV	03	\$ 48.56
Specialist IV	04	\$ 50.99
Specialist V	01	\$ 50.02
Specialist V	02	\$ 52.53

**LAW ENFORCEMENT SALARY PLAN
JOB CLASSIFICATIONS AND HOURLY RATES**

Classification	Grade Step	Hourly Rate
Specialist V	03	\$ 55.15
Specialist V	04	\$ 57.92
Supervisor I	01	\$ 32.03
Supervisor I	02	\$ 33.62
Supervisor I	03	\$ 35.27
Supervisor I	04	\$ 37.02
Supervisor I	05	\$ 39.28
Supervisor II	01	\$ 37.70
Supervisor II	02	\$ 39.21
Supervisor II	03	\$ 40.78
Supervisor II	04	\$ 42.41
System Administrator I	01	\$ 43.67
System Administrator I	02	\$ 45.74
System Administrator I	03	\$ 49.08
System Administrator II	01	\$ 50.60
System Administrator II	02	\$ 53.05
System Administrator II	03	\$ 55.48
System Analyst	01	\$ 48.64
System Analyst	02	\$ 51.05
System Analyst	03	\$ 53.35
System Support Specialist IV	01	\$ 28.80
System Support Specialist IV	02	\$ 30.08
System Support Specialist IV	03	\$ 31.28
System Support Specialist V	01	\$ 31.42
System Support Specialist V	02	\$ 32.98
System Support Specialist V	03	\$ 34.79
Training Specialist I	01	\$ 28.72
Training Specialist I	02	\$ 30.01
Training Specialist I	03	\$ 31.20
Training Specialist I	04	\$ 32.44
Training Specialist I	05	\$ 33.73
Training Specialist II	01	\$ 34.66
Training Specialist II	02	\$ 35.85
Training Specialist II	03	\$ 37.09
Training Specialist II	04	\$ 38.37
Training Specialist III	01	\$ 39.33
Training Specialist III	02	\$ 40.99
Training Specialist III	03	\$ 42.73
Training Specialist III	04	\$ 44.53
Web Applications Developer I	01	\$ 37.71
Web Applications Developer I	02	\$ 39.59
Web Applications Developer I	03	\$ 41.56
Web Applications Developer I	04	\$ 43.64
Web Applications Developer I	05	\$ 45.82

**MANAGEMENT SALARY PLAN
JOB CLASSIFICATIONS AND SALARY RANGES**

Classification	Minimum Hourly Rate	Maximum Hourly Rate
Lieutenant Investigator	\$ 42.73	\$ 65.23
Administrator I	\$ 22.15	\$ 31.52
Administrator II	\$ 30.67	\$ 50.40
Administrator III	\$ 35.52	\$ 50.61
Administrator IV	\$ 44.01	\$ 73.03
Administrator V	\$ 61.51	\$ 93.99
Assistant Chief I	\$ 44.01	\$ 73.03
Assistant Chief II	\$ 61.51	\$ 93.99
Assistant Medical Examiner	\$ 123.21	\$ 188.51
Assistant Administrator I	\$ 38.18	\$ 58.27
Assistant Administrator II	\$ 61.51	\$ 93.99
Assistant Chief Clerk	\$ 35.52	\$ 50.61
Assistant Director I	\$ 26.76	\$ 38.09
Assistant Director II	\$ 38.18	\$ 58.27
Assistant Director III	\$ 44.01	\$ 73.03
Assistant Director IV	\$ 61.51	\$ 93.99
Assistant Manager I	\$ 26.76	\$ 38.09
Assistant Manager II	\$ 35.52	\$ 50.61
Assistant Manager III	\$ 38.18	\$ 58.27
Assistant Principal I	\$ 30.67	\$ 50.40
Assistant Principal II	\$ 123.21	\$ 188.51
Assist Purchasing Agent	\$ 61.51	\$ 93.99
Captain Investigator	\$ 44.01	\$ 73.03
Chief Clerk	\$ 35.52	\$ 50.61
Chief I	\$ 53.52	\$ 81.75
Chief II	\$ 61.51	\$ 93.99
Chief III	\$ 70.44	\$ 107.78
Deputy Chief Medical Examiner	\$ 123.21	\$ 188.51
Consultant	\$ 93.16	\$ 142.53
Director I	\$ 22.15	\$ 31.52
Director II	\$ 30.67	\$ 50.40
Director III	\$ 44.01	\$ 73.03
Director IV	\$ 61.51	\$ 93.99
Director V	\$ 81.02	\$ 123.96
Manager I	\$ 20.16	\$ 28.68
Manager II	\$ 24.33	\$ 34.66
Manager III	\$ 26.76	\$ 38.09
Manager IV	\$ 35.52	\$ 50.61
Manager V	\$ 42.73	\$ 65.23
Manager VI	\$ 61.51	\$ 93.99
Manager VII	\$ 70.44	\$ 107.78
Staff Assistant I	\$ 53.52	\$ 81.75
Staff Assistant II	\$ 70.44	\$ 107.78
Superintendent I	\$ 30.67	\$ 50.40
Superintendent II	\$ 35.52	\$ 50.61

**MANAGEMENT SALARY PLAN
JOB CLASSIFICATIONS AND SALARY RANGES**

Classification	Minimum Hourly Rate	Maximum Hourly Rate
Superintendent III	\$ 38.18	\$ 58.27
Superintendent IV	\$ 44.01	\$ 73.03
Supervisor I	\$ 15.93	\$ 22.64
Supervisor II	\$ 20.16	\$ 28.68
Supervisor III	\$ 24.33	\$ 34.66
Supervisor IV	\$ 30.67	\$ 50.40
Supervisor V	\$ 42.73	\$ 65.23
Principal	\$ 35.52	\$ 50.61
Lieutenant FM	\$ 35.52	\$ 50.61
Director VI	\$ 107.15	\$ 163.93
Major	\$ 61.51	\$ 93.99
Captain FM	\$ 44.01	\$ 73.03
Director VII	\$ 123.21	\$ 188.51
Chief IV	\$ 81.02	\$ 123.96
Administrator VI	\$ 69.28	\$ 103.92
Dep Chief Medical Examiner II	\$ 141.69	\$ 216.80
Nurse Supervisor	\$ 42.73	\$ 65.23
Chief V	\$ 93.16	\$ 142.53
Major - Unsworn	\$ 61.51	\$ 93.99
Chief Veterinarian	\$ 70.44	\$ 107.78
Assistant Director V	\$ 70.44	\$ 107.78
Supervisor I Non-Exempt	\$ 15.93	\$ 22.64