



# HARRIS COUNTY

## BUDGET MANAGEMENT DEPARTMENT

(713) 274-1100  
1001 Preston St. #500 Houston TX 77002  
<http://budget.harriscountytx.gov/>

To: Commissioners Court

Date: April 13, 2021

Re: Revised Third Quarter FY 2020-21 Harris County Investment Report

Harris County Budget Management Department has prepared the Investment Report covering the Third Quarter of Fiscal Year 2020-21 (September through November 2020). This report is presented in accordance with the Texas Government Code - Public Funds Investment Act, Section 2256.023. The department certifies that to the best of our knowledge Harris County is in compliance with the provisions of Government Code 2256 and with the stated policy and strategies of Harris County. Report previously approved by Commissioners Court on December 15, 2020.

The quarterly report has been revised to include maturities and interest earned on certain securities due to investment portfolio technical issues by the software provider.

---

Amy Perez  
Director, Financial Management

---

Diana Elizondo  
Investment Manager

---

Mark LaRue  
Financial Analyst

# **HARRIS COUNTY INVESTMENT REPORT**

**Fiscal Year 2020-21**

**September through November 2020**

**Third Quarter**



**Prepared By:  
Budget Management Department  
Financial Management Section**

## TABLE OF CONTENTS

---

<b>SECTION I:</b>	Portfolio Summary of Balances, Earnings and Market Sectors Summary Investment Portfolio Other Investment Portfolio
<b>SECTION II:</b>	Management Report Summary
<b>SECTION III:</b>	Current Portfolio Holdings as of November 30, 2020
<b>SECTION IV:</b>	Portfolio Performance (Benchmark) ( <i>REVISED</i> )
<b>SECTION V:</b>	Graphs Portfolio Sector Distribution ( <i>REVISED</i> ) Total Portfolio Maturity Distribution ( <i>REVISED</i> ) Yield Curve

**SECTION I**

**PORTFOLIO SUMMARY OF BALANCES, EARNINGS, AND MARKET SECTORS**

# Harris County Investment Report

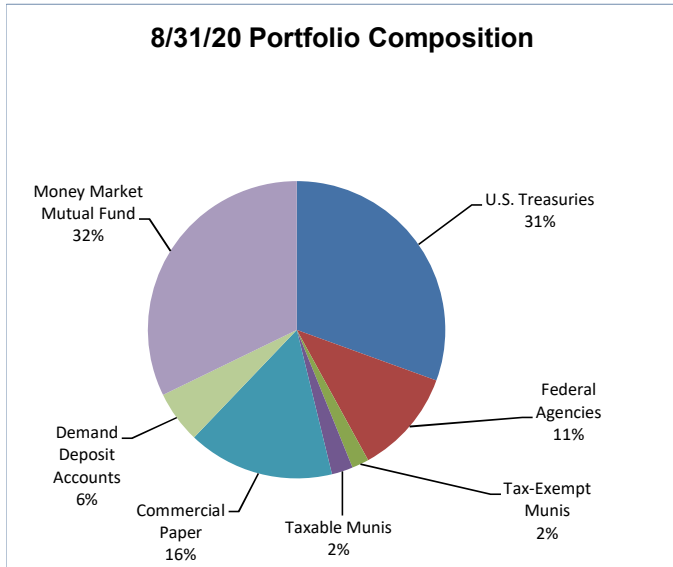
Fiscal Year 2020-21

September through November 2020

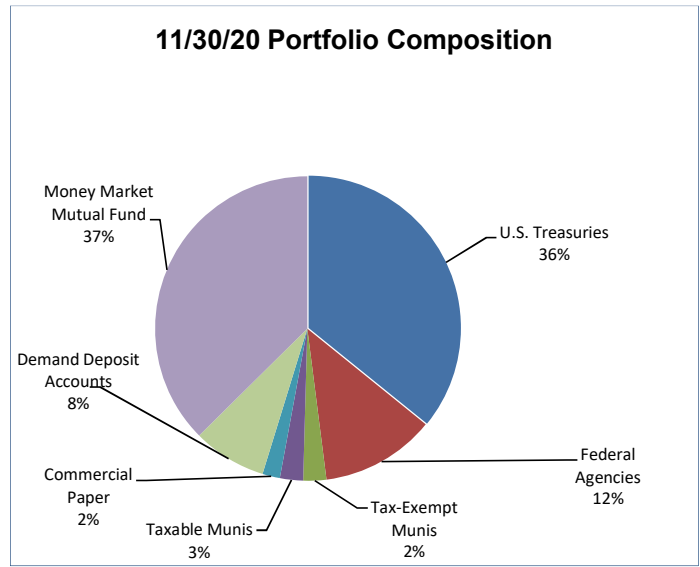
Third Quarter

Portfolio interest earned and/or accrued for this quarter, excluding MMF/DDA interest:

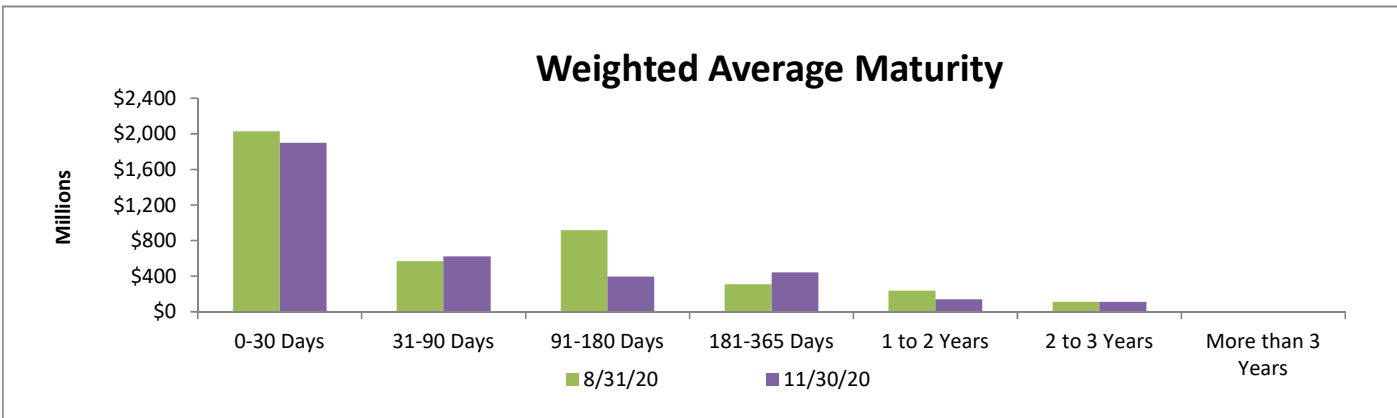
\$ 6,419,494



Total Par Value of Portfolio: \$ 4,174,169,818.40



Total Par Value of Portfolio: \$ 3,609,207,568.06



Portfolio's effective weighted average maturity for this period (in days):

110

\* Values do not include custodial funds or entities with separate investment policies managed by Harris County Office of Financial Management.

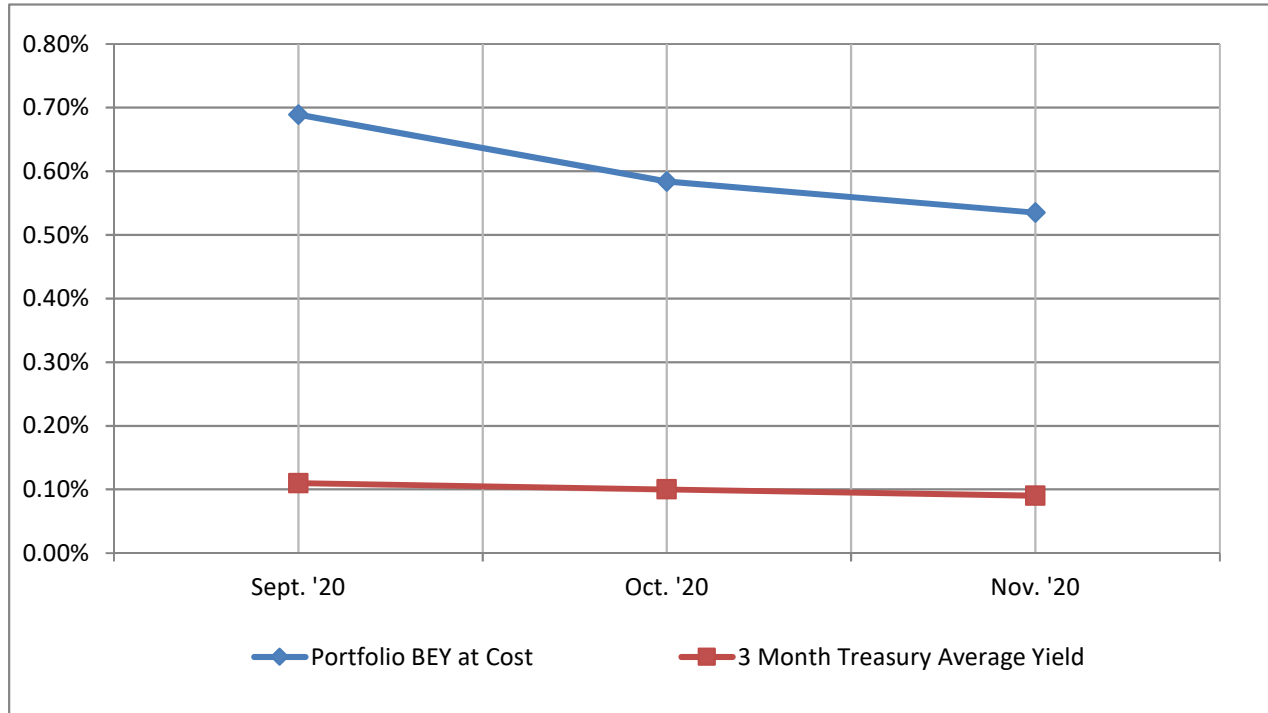
# Harris County Investment Report

Fiscal Year 2020-21

September through November 2020

Third Quarter

## Average 3 Month Constant Maturity UST Yield vs Monthly Portfolio Yield



The book value of the portfolio as of August 31, 2020 was \$4,172,971,825 and the book value as of November 30, 2020 was \$3,612,705,193.

The market value of the portfolio as of August 31, 2020 was \$4,183,486,902 and the market value as of November 30, 2020 was \$3,618,138,567.

The weighted average bond equivalent yield at cost for this quarter was 0.60% while the quarterly average for the benchmark 3 month constant maturity Treasury was 0.10%. This resulted in the portfolio exceeding the benchmark by 50 basis points.

\* Values do not include custodial funds or entities with separate investment policies managed by Harris County Office of Financial Management.

**INVESTMENT PORTFOLIO SUMMARY**  
**FY 2020-21**  
**Third Quarter**  
(dollar amounts in thousands)

MARKET SECTOR	COUNTY FUNDS			OTHER FUNDS			TOLL ROAD AUTHORITY			FLOOD CONTROL DISTRICT			TAX			TOTAL FUNDS		
	PAR VALUE	% PORT	BOND YIELD	PAR VALUE	% PORT	BOND YIELD	PAR VALUE	% PORT	BOND YIELD	PAR VALUE	% PORT	BOND YIELD	PAR VALUE	% PORT	BOND YIELD	PAR VALUE	% PORT	BOND YIELD
TREASURY	695,735	14.3%	0.79%	88,273	1.8%	0.32%	581,000	12.0%	0.34%	---	---	---	16,000	0.3%	0.11%	1,381,008	28.5%	0.56%
AGENCY	223,720	4.6%	1.25%	---	---	---	216,000	4.5%	1.33%	---	---	---	---	---	---	439,720	9.1%	1.29%
TAX EXEMPT MUNI	765	0.0%	0.95%	33,360	0.69%	0.91%	87,669	1.8%	1.25%	---	---	---	---	---	---	121,794	2.5%	1.15%
TAXABLE MUNI	38,585	0.8%	1.85%	---	---	---	46,940	1.0%	3.43%	3,000	0.1%	3.02%	---	---	---	88,525	1.8%	2.73%
COMM PAPER	51,500	1.1%	2.03%	57,255	1.2%	0.43%	15,000	0.3%	0.41%	---	---	---	---	---	---	123,755	2.6%	1.10%
TIME DEPOSITS	---	---	---	3,925	0.1%	0.05%	---	---	---	---	---	---	---	---	---	3,925	0.1%	0.05%
LOANS	---	---	---	---	---	---	---	---	---	---	---	---	---	---	---	---	---	---
DEMAND DEPOSIT ACCTS	79,294	1.6%	0.15%	61,845	1.3%	0.15%	12,009	0.2%	0.15%	53,257	1.1%	0.15%	137,956	2.8%	0.15%	344,361	7.1%	0.15%
MONEY MARKET FUNDS	662,440	13.7%	0.11%	994,999	20.5%	0.10%	559,830	11.5%	0.07%	3,721	0.1%	0.15%	124,786	2.6%	0.03%	2,345,776	48.4%	0.09%
TAX EXEMPT MMF	---	---	---	---	---	---	---	---	---	---	---	---	---	---	---	---	---	---
<b>TOTALS</b>	<b>\$1,752,039</b>	<b>36.1%</b>	<b>0.62%</b>	<b>\$1,239,657</b>	<b>25.6%</b>	<b>0.16%</b>	<b>\$1,518,448</b>	<b>31.3%</b>	<b>0.53%</b>	<b>\$59,978</b>	<b>1.2%</b>	<b>0.29%</b>	<b>\$278,742</b>	<b>5.7%</b>	<b>0.09%</b>	<b>\$4,848,864</b>	<b>100.0%</b>	<b>0.44%</b>

<b>3RD QTR. '21 EARNINGS</b>	<b>\$4,036</b>	<b>\$811</b>	<b>\$2,358</b>	<b>\$52</b>	<b>\$61</b>	<b>\$7,317</b>
<b>FISCAL YEAR EARNINGS</b>	<b>\$21,407</b>	<b>\$6,692</b>	<b>\$13,641</b>	<b>\$677</b>	<b>\$398</b>	<b>\$42,815</b>

**OTHER FUNDS**  
**INVESTMENT PORTFOLIO SUMMARY**  
**FY 2020-21**  
**Third Quarter**  
**(dollar amounts in thousands)**

MARKET SECTOR	911 EMERGENCY NETWORK			COMMUNITY SUPV. & CORRECTION			HOSPITAL DISTRICT			COMMUNITY HEALTH CHOICE			JUVENILE			SPORTS & CONVENTION CORPORATION			SPORTS AUTHORITY			COUNTY CLERK			DISTRICT CLERK			TOTAL OTHER FUNDS		
	PAR VALUE	% PORT	BOND YIELD	PAR VALUE	% PORT	BOND YIELD	PAR VALUE	% PORT	BOND YIELD	PAR VALUE	% PORT	BOND YIELD	PAR VALUE	% PORT	BOND YIELD	PAR VALUE	% PORT	BOND YIELD	PAR VALUE	% PORT	BOND YIELD	PAR VALUE	% PORT	BOND YIELD	PAR VALUE	% PORT	BOND YIELD	PAR VALUE	% PORT	BOND YIELD
TREASURY	10,000	0.8%	0.12%	14,000	1.1%	0.08%	10,000	0.8%	1.38%	---	---	---	6,000	0.5%	0.07%	---	---	---	2,273	0.2%	2.75%	16,000	1.3%	0.11%	30,000	2.4%	0.12%	88,273	7.1%	0.32%
AGENCY	---	---	---	---	---	---	---	---	---	---	---	---	---	---	---	---	---	---	---	---	---	---	---	---	---	---	---	---	---	---
TAX EXMPT MUNI	---	---	---	---	---	---	---	---	---	---	---	---	---	---	---	---	---	---	---	---	---	---	---	---	---	---	---	---	---	---
TAXABLE MUNI	---	---	---	---	---	---	---	---	---	---	---	---	---	---	---	---	---	---	---	---	---	---	---	---	---	---	---	---	---	---
COMM PAPER	---	---	---	---	---	---	---	---	---	---	---	---	---	---	---	---	---	---	---	---	---	---	---	---	---	---	---	---	---	---
TIME DEPOSITS	---	---	---	---	---	---	---	---	---	---	---	---	---	---	---	---	---	---	---	---	---	---	---	---	---	---	---	---	---	---
LOAN	---	---	---	---	---	---	---	---	---	---	---	---	---	---	---	---	---	---	---	---	---	---	---	---	---	---	---	---	---	---
DEMAND DEPOSIT ACCTS	5,000	0.4%	0.15%	4,000	0.3%	0.15%	50,036	4.0%	0.15%	---	---	---	2,809	0.2%	0.15%	---	---	---	---	---	---	---	---	---	---	---	---	---	---	---
MONEY MARKET FUNDS	8,964	0.7%	0.01%	2,135	0.2%	0.07%	646,267	52.1%	0.13%	191,514	15.4%	0.01%	4,562	0.4%	0.13%	---	---	---	38,164	3.1%	0.10%	29,779	2.4%	0.09%	73,614	5.9%	0.09%	994,999	80.3%	0.10%
TAX EXMPT MMF	---	---	---	---	---	---	---	---	---	---	---	---	---	---	---	---	---	---	---	---	---	---	---	---	---	---	---	---	---	---
<b>TOTALS</b>	<b>\$23,964</b>	<b>1.9%</b>	<b>0.08%</b>	<b>\$20,135</b>	<b>1.6%</b>	<b>0.09%</b>	<b>\$706,303</b>	<b>57.0%</b>	<b>0.15%</b>	<b>\$228,799</b>	<b>18.5%</b>	<b>0.14%</b>	<b>\$13,371</b>	<b>1.1%</b>	<b>0.10%</b>	<b>\$0</b>	<b>0.0%</b>	<b>0.00%</b>	<b>\$87,692</b>	<b>7.1%</b>	<b>0.23%</b>	<b>\$45,779</b>	<b>3.7%</b>	<b>0.10%</b>	<b>\$113,614</b>	<b>9.2%</b>	<b>0.21%</b>	<b>\$1,239,657</b>	<b>100.0%</b>	<b>0.16%</b>

3RD QTR. '21 EARNINGS	\$4	\$6	\$609	\$19	\$3	\$0	\$65	\$22	\$83	\$811
FISCAL YEAR EARNINGS	\$90	\$102	\$4,554	\$427	\$34	\$12	\$575	\$274	\$625	\$6,692



**SECTION II**

**MANAGEMENT REPORT SUMMARY**

HARRIS COUNTY

	<i>U.S. Treasuries</i>	<i>Federal Agencies</i>	<i>Tax Exmpt Municipals</i>	<i>Taxable Municipals</i>	<i>Commrc'l Paper</i>	<i>Time Deposits</i>	<i>Repos</i>	<i>Loans</i>	<i>DDA</i>	<i>MMF</i>	<i>TE MMF</i>	<i>Total</i>
PAR VALUE (\$000)	1,292,735	439,720	88,434	88,525	66,500	0	0	0	282,517	1,350,777	0	3,609,208
ACCOUNTING BOOK VALUE	1,295,124	439,693	89,645	88,473	66,476	0	0	0	282,517	1,350,777	0	3,612,705
MARKET VALUE	1,297,376	441,566	90,355	89,055	66,493	0	0	0	282,517	1,350,777	0	3,618,139
VARIANCE	2,252	1,873	711	582	16	0	0	0	0	0	0	5,433
PORTFOLIO WTD AVGS:												
Maturity (days)	175	264	587	602	24				1	1		125
Effctv Maty (days)	175	264	343	154	24				1	1		108
Pcnt Of Total PAR:	35.818	12.183	2.450	2.453	1.843	0.000	0.000	0.000	7.828	37.426	0.000	100.000
BEY @ Cost	0.575	1.292	1.243	2.729	1.666				0.150	0.084		0.535
BEY @ Mkt	0.102	0.171	0.375	0.630	0.123				0.150	0.079		0.114
# of Securities	93	18	92	31	3	0	0	0	9	57	0	303
Maturity Distribution:												
Par Amt Maty/Avg Life												
Less than 1 month	59,800	135,000	3,045	16,485	51,500	0	0	0	282,517	1,350,777	0	1,899,123
1 to 3 months	415,835	164,000	19,340	6,770	15,000	0	0	0	0	0	0	620,945
3 to 6 months	343,100	0	5,810	44,790	0	0	0	0	0	0	0	393,700
6 to 12 months	407,000	0	26,704	9,645	0	0	0	0	0	0	0	443,349
1 to 2 years	67,000	40,720	23,075	9,835	0	0	0	0	0	0	0	140,630
2 to 3 years	0	100,000	10,460	1,000	0	0	0	0	0	0	0	111,460
More than 3 years	0	0	0	0	0	0	0	0	0	0	0	0
Par Value Totals	1,292,735	439,720	88,434	88,525	66,500	0	0	0	282,517	1,350,777	0	3,609,208

DISTRICT CLERK & COUNTY CLERK REGISTRY

	<i>U.S. Treasuries</i>	<i>Federal Agencies</i>	<i>Tax Exmpt Municipals</i>	<i>Taxable Municipals</i>	<i>Commrc'l Paper</i>	<i>Time Deposits</i>	<i>Repos</i>	<i>Loans</i>	<i>DDA</i>	<i>MMF</i>	<i>TE MMF</i>	<i>Total</i>
PAR VALUE (\$000)	46,000	0	0	0	10,000	0	0	0	0	103,393	0	159,393
ACCOUNTING BOOK VALUE	45,977	0	0	0	9,999	0	0	0	0	103,393	0	159,369
MARKET VALUE	45,980	0	0	0	10,000	0	0	0	0	103,393	0	159,373
VARIANCE	3	0	0	0	1	0	0	0	0	0	0	4
PORTFOLIO WTD AVGS:												
Maturity (days)	168				4					1		49
Effctv Maty (days)	168				4					1		49
Pcnt Of Total PAR:	28.859	0.000	0.000	0.000	6.274	0.000	0.000	0.000	0.000	64.867	0.000	100.000
BEY @ Cost	0.114				1.431					0.087		0.179
BEY @ Mkt	0.091				0.106					0.082		0.086
# of Securities	8	0	0	0	1	0	0	0	0	9	0	18
Maturity Distribution:												
Par Amt Maty/Avg Life												
Less than 1 month	0	0	0	0	10,000	0	0	0	0	103,393	0	113,393
1 to 3 months	19,000	0	0	0	0	0	0	0	0	0	0	19,000
3 to 6 months	9,000	0	0	0	0	0	0	0	0	0	0	9,000
6 to 12 months	18,000	0	0	0	0	0	0	0	0	0	0	18,000
1 to 2 years	0	0	0	0	0	0	0	0	0	0	0	0
2 to 3 years	0	0	0	0	0	0	0	0	0	0	0	0
More than 3 years	0	0	0	0	0	0	0	0	0	0	0	0
Par Value Totals	46,000	0	0	0	10,000	0	0	0	0	103,393	0	159,393

911 EMERGENCY NETWORK; COMM SUPERVISION & CORR; HOSPITAL DIST; JUV PROBATION; SPORTS & CONVENTION CORP; & SPORTS AUTHORITY

	<i>U.S. Treasuries</i>	<i>Federal Agencies</i>	<i>Tax Exmpt Municipals</i>	<i>Taxable Municipals</i>	<i>Commrc'l Paper</i>	<i>Time Deposits</i>	<i>Repos</i>	<i>Loans</i>	<i>DDA</i>	<i>MMF</i>	<i>TE MMF</i>	<i>Total</i>
PAR VALUE (\$000)	42,273	0	33,360	0	47,255	3,925	0	0	61,845	891,605	0	1,080,263
ACCOUNTING BOOK VALUE	42,255	0	33,852	0	47,219	3,925	0	0	61,845	891,605	0	1,080,701
MARKET VALUE	42,286	0	33,900	0	47,225	3,925	0	0	61,845	891,605	0	1,080,786
VARIANCE	30	0	48	0	6	0	0	0	0	0	0	85
PORTFOLIO WTD AVGS:												
Maturity (days)	118		177		122	174			1	1		17
Effctv Maty (days)	118		177		122	174			1	1		17
Pcnt Of Total PAR:	3.913	0.000	3.088	0.000	4.374	0.363	0.000	0.000	5.725	82.536	0.000	100.000
BEY @ Cost	0.538		0.909		0.224	0.048			0.150	0.104		0.153
BEY @ Mkt	0.107		0.316		0.188	0.048			0.150	0.101		0.106
# of Securities	13	0	35	0	10	7	0	0	4	34	0	103
Maturity Distribution:												
Par Amt Maty/Avg Life												
Less than 1 month	8,000	0	800	0	0	0	0	0	61,845	891,605	0	962,250
1 to 3 months	22,273	0	19,890	0	2,190	100	0	0	0	0	0	44,453
3 to 6 months	2,000	0	1,155	0	39,085	2,470	0	0	0	0	0	44,710
6 to 12 months	10,000	0	6,145	0	5,980	1,356	0	0	0	0	0	23,481
1 to 2 years	0	0	5,370	0	0	0	0	0	0	0	0	5,370
2 to 3 years	0	0	0	0	0	0	0	0	0	0	0	0
More than 3 years	0	0	0	0	0	0	0	0	0	0	0	0
Par Value Totals	42,273	0	33,360	0	47,255	3,925	0	0	61,845	891,605	0	1,080,263

**SECTION III**

**CURRENT PORTFOLIO HOLDINGS**

# Book Value & Market Value Report



Run Date: 3/25/2021 9:47:35PM

As Of Date: 11/30/2020

HARRIS COUNTY

CUSIP	Item Agency-Fund	Security Title	Par/Face Amount	Coupon Rate	Maty Date	Bond Eq Y @ Cost	Book Value 11/30/2020	Book Value 10/31/2020	Market Value 11/30/2020	Market Value 10/31/2020	Purchase Date
C113020	10284/C-100	MMF - COGEN (TAX AC) (CA	133,076,410.45	0.010	12/01/2020	0.010	133,076,410.45	0.00	133,076,410.45	0.00	11/30/2020
C113020	10296/C-100	DDA - CO GEN (Tax Acct) (C	10,001,162.20	0.150	12/01/2020	0.150	10,001,162.20	0.00	10,001,162.20	0.00	11/30/2020
<b>Fund</b>	<b>100 DDA-CNTYGEN</b>		<b>\$143,077,572.65</b>	<b>0.020</b>		<b>0.020</b>	<b>\$143,077,572.65</b>	<b>\$0.00</b>	<b>\$143,077,572.65</b>	<b>\$0.00</b>	
A113020	10278/A-103	MMF - DA (CADENCE)	12,904,819.55	0.010	12/01/2020	0.010	12,904,819.55	0.00	12,904,819.55	0.00	11/30/2020
<b>Fund</b>	<b>103 MMF-DA</b>		<b>\$12,904,819.55</b>	<b>0.010</b>		<b>0.010</b>	<b>\$12,904,819.55</b>	<b>\$0.00</b>	<b>\$12,904,819.55</b>	<b>\$0.00</b>	
J113020	10279/J-104	MMF - SHERIFF (CADENCE)	10,029,063.09	0.010	12/01/2020	0.010	10,029,063.09	0.00	10,029,063.09	0.00	11/30/2020
<b>Fund</b>	<b>104 MMF-SHERIFF</b>		<b>\$10,029,063.09</b>	<b>0.010</b>		<b>0.010</b>	<b>\$10,029,063.09</b>	<b>\$0.00</b>	<b>\$10,029,063.09</b>	<b>\$0.00</b>	
C113020	10295/C-1005	DDA - COUNTY (CADENCE)	60,341,182.71	0.150	12/01/2020	0.150	60,341,182.71	0.00	60,341,182.71	0.00	11/30/2020
<b>Fund</b>	<b>1005 COUNTY DDA</b>		<b>\$60,341,182.71</b>	<b>0.150</b>		<b>0.150</b>	<b>\$60,341,182.71</b>	<b>\$0.00</b>	<b>\$60,341,182.71</b>	<b>\$0.00</b>	
C113020	10283/C-1006	MMF - COUNTY (CADENCE)	42,901,493.42	0.010	12/01/2020	0.010	42,901,493.42	0.00	42,901,493.42	0.00	11/30/2020
<b>Fund</b>	<b>1006 MMF-COUNTY</b>		<b>\$42,901,493.42</b>	<b>0.010</b>		<b>0.010</b>	<b>\$42,901,493.42</b>	<b>\$0.00</b>	<b>\$42,901,493.42</b>	<b>\$0.00</b>	
	25991/R-1015	LOGIC - POOL	15,028,868.05	0.159	12/01/2020	0.159	15,028,868.05	15,026,902.44	15,028,868.05	15,026,902.44	05/18/2020
912796TY5	26064/R-1015	US TREASURY BILL	10,000,000.00	0.120	12/31/2020	0.122	9,999,000.00	9,998,000.00	9,999,300.00	9,998,520.00	07/28/2020
912796TY5	26138/R-1015	US TREASURY BILL	6,000,000.00	0.092	12/31/2020	0.093	5,999,540.00	5,999,080.00	5,999,580.00	5,999,112.00	10/08/2020
<b>Fund</b>	<b>1015 HCTO AUTOMOBILE INVENTORY TAX</b>		<b>\$31,028,868.05</b>	<b>0.134</b>		<b>0.134</b>	<b>\$31,027,408.05</b>	<b>\$31,023,982.44</b>	<b>\$31,027,748.05</b>	<b>\$31,024,534.44</b>	
	25712/C-1050	LONE STAR (GOV) - POOL	167,208.62	0.078	12/01/2020	0.078	167,208.62	167,197.96	167,208.62	167,197.96	10/11/2019
	23100/C-1050	LONE STAR - POOL	6,088,521.73	0.138	12/01/2020	0.138	6,088,521.73	9,087,688.95	6,088,521.73	9,087,688.95	01/08/2014
	24414/C-1050	LOGIC - POOL	1,712,369.10	0.159	12/01/2020	0.159	1,712,369.10	1,712,145.15	1,712,369.10	1,712,145.15	04/27/2017
3133ELFJ8	25799/C-1050	FFCB NOTE	25,000,000.00	1.625	12/30/2020	1.640	24,999,697.92	24,999,385.42	25,029,750.00	25,064,750.00	12/30/2019
912828N89	25862/C-1050	US TREASURY NOTE	10,000,000.00	1.375	01/31/2021	1.540	9,997,280.49	9,995,943.02	10,020,500.00	10,029,700.00	01/29/2020
3133ELNT7	25921/C-1050	FFCB NOTE	10,000,000.00	1.500	02/24/2021	1.500	10,000,000.00	10,000,000.00	10,031,300.00	10,043,800.00	02/24/2020
912828S76	25852/C-1050	US TREASURY NOTE	10,000,000.00	1.125	07/31/2021	1.521	9,974,093.98	9,970,882.49	10,069,500.00	10,073,400.00	01/27/2020
912828T34	25940/C-1050	US TREASURY NOTE	10,000,000.00	1.125	09/30/2021	0.412	10,058,864.34	10,064,692.50	10,085,200.00	10,089,800.00	03/16/2020
3133ELSN5	25943/C-1050	FFCB NOTE	14,000,000.00	0.700	03/11/2022	0.708	13,998,526.73	13,998,430.64	14,092,540.00	14,097,300.00	03/16/2020
<b>Fund</b>	<b>1050 PUBLIC IMPROV CONTGCY 07</b>		<b>\$86,968,099.45</b>	<b>1.182</b>		<b>1.170</b>	<b>\$86,996,562.91</b>	<b>\$89,996,366.13</b>	<b>\$87,296,889.45</b>	<b>\$90,365,782.06</b>	
	25988/C-1051	TX CLASS - POOL	128,759,033.84	0.148	12/01/2020	0.148	128,759,033.84	128,743,352.00	128,759,033.84	128,743,352.00	05/12/2020
	25989/C-1051	LONE STAR - POOL	113,234,843.25	0.138	12/01/2020	0.138	113,234,843.25	130,221,435.99	113,234,843.25	130,221,435.99	05/12/2020
	25990/C-1051	LOGIC - POOL	134,378,094.73	0.159	12/01/2020	0.159	134,378,094.73	134,360,519.54	134,378,094.73	134,360,519.54	05/12/2020
<b>Fund</b>	<b>1051 HC COVID-19 CARES ACT</b>		<b>\$376,371,971.82</b>	<b>0.149</b>		<b>0.149</b>	<b>\$376,371,971.82</b>	<b>\$393,325,307.53</b>	<b>\$376,371,971.82</b>	<b>\$393,325,307.53</b>	
9127963J6	26139/C-1817	US TREASURY BILL	1,800,000.00	0.086	12/10/2020	0.087	1,799,961.33	1,799,832.42	1,799,982.00	1,799,841.60	10/14/2020
912796B73	26141/C-1817	US TREASURY BILL	3,600,000.00	0.093	02/09/2021	0.094	3,599,349.00	3,599,070.00	3,599,136.00	3,598,786.80	10/14/2020

# Book Value & Market Value Report

Run Date: 3/25/2021 9:47:35PM

As Of Date: 11/30/2020

HARRIS COUNTY

CUSIP	Item Agency-Fund	Security Title	Par/Face Amount	Coupon Rate	Maty Date	Bond Eq Y @ Cost	Book Value 11/30/2020	Book Value 10/31/2020	Market Value 11/30/2020	Market Value 10/31/2020	Purchase Date
912796C72	26142/C-1817	US TREASURY BILL	9,300,000.00	0.106	03/09/2021	0.107	9,297,311.22	9,296,488.12	9,298,140.00	9,296,949.60	10/14/2020
912828R77	26145/C-1817	US TREASURY NOTE	4,400,000.00	1.375	05/31/2021	0.100	4,427,849.01	4,432,464.87	4,428,512.00	4,431,988.00	10/14/2020
<b>Fund</b>	<b>1817 Sub Lien Revenue Ref 2012A</b>		<b>\$19,100,000.00</b>	<b>0.394</b>		<b>0.101</b>	<b>\$19,124,470.56</b>	<b>\$19,127,855.41</b>	<b>\$19,125,770.00</b>	<b>\$19,127,566.00</b>	
912796B73	26140/C-1820	US TREASURY BILL	235,000.00	0.093	02/09/2021	0.094	234,957.50	234,939.29	234,943.60	234,920.81	10/14/2020
912828S76	26146/C-1820	US TREASURY NOTE	3,000,000.00	1.125	07/31/2021	0.123	3,019,949.35	3,022,422.41	3,020,850.00	3,022,020.00	10/14/2020
<b>Fund</b>	<b>1820 TAX &amp; SUB REV REF 19B DS</b>		<b>\$3,235,000.00</b>	<b>1.050</b>		<b>0.121</b>	<b>\$3,254,906.85</b>	<b>\$3,257,361.70</b>	<b>\$3,255,793.60</b>	<b>\$3,256,940.81</b>	
30229AM48	26046/X-2165	XON - DISC CP	1,500,000.00	1.400	12/04/2020	1.431	1,499,825.00	1,498,075.00	1,499,982.50	1,499,848.50	03/16/2020
<b>Fund</b>	<b>2165 COMM.COURT ST.FORF.ASSETS CP59</b>		<b>\$1,500,000.00</b>	<b>1.400</b>		<b>1.431</b>	<b>\$1,499,825.00</b>	<b>\$1,498,075.00</b>	<b>\$1,499,982.50</b>	<b>\$1,499,848.50</b>	
	23174/F-3320	LONE STAR - POOL	57,621.72	0.138	12/01/2020	0.138	57,621.72	57,615.20	57,621.72	57,615.20	03/04/2014
	25357/F-3320	TX CLASS - POOL	131,922.38	0.148	12/01/2020	0.148	131,922.38	131,906.32	131,922.38	131,906.32	03/26/2019
<b>Fund</b>	<b>3320 FLD CONTROL TAX &amp; REF 2004A</b>		<b>\$189,544.10</b>	<b>0.145</b>		<b>0.145</b>	<b>\$189,544.10</b>	<b>\$189,521.52</b>	<b>\$189,544.10</b>	<b>\$189,521.52</b>	
	25598/F-3330	LONE STAR (GOV) - POOL	53,737.28	0.078	12/01/2020	0.078	53,737.28	53,733.85	53,737.28	53,733.85	08/21/2019
	23175/F-3330	LONE STAR - POOL	376,491.58	0.138	12/01/2020	0.138	376,491.58	376,449.00	376,491.58	376,449.00	03/04/2014
<b>Fund</b>	<b>3330 FLOOD CONTROL IMP 2007</b>		<b>\$430,228.86</b>	<b>0.130</b>		<b>0.130</b>	<b>\$430,228.86</b>	<b>\$430,182.85</b>	<b>\$430,228.86</b>	<b>\$430,182.85</b>	
	25355/C-3730	TX CLASS - POOL	290,808.98	0.148	12/01/2020	0.148	290,808.98	290,773.59	290,808.98	290,773.59	03/26/2019
<b>Fund</b>	<b>3730 UNLMTD TAX ROAD &amp; REF 2004B</b>		<b>\$290,808.98</b>	<b>0.148</b>		<b>0.148</b>	<b>\$290,808.98</b>	<b>\$290,773.59</b>	<b>\$290,808.98</b>	<b>\$290,773.59</b>	
	23680/C-3740	TX CLASS - POOL	3,265,567.53	0.148	12/01/2020	0.148	3,265,567.53	3,265,169.82	3,265,567.53	3,265,169.82	10/30/2015
	23681/C-3740	LONE STAR - POOL	903,519.63	0.138	12/01/2020	0.138	903,519.63	905,417.37	903,519.63	905,417.37	10/30/2015
	23430/C-3740	LOGIC - POOL	1,970,873.54	0.159	12/01/2020	0.159	1,970,873.54	1,970,615.76	1,970,873.54	1,970,615.76	12/29/2014
<b>Fund</b>	<b>3740 ROAD REF 06B</b>		<b>\$6,139,960.70</b>	<b>0.150</b>		<b>0.150</b>	<b>\$6,139,960.70</b>	<b>\$6,141,202.95</b>	<b>\$6,139,960.70</b>	<b>\$6,141,202.95</b>	
B113020	10281/B-4001	MMF - TRA (CADENCE)	82,302,444.41	0.010	12/01/2020	0.010	82,302,444.41	0.00	82,302,444.41	0.00	11/30/2020
<b>Fund</b>	<b>4001 MMF DDA-TLRD</b>		<b>\$82,302,444.41</b>	<b>0.010</b>		<b>0.010</b>	<b>\$82,302,444.41</b>	<b>\$0.00</b>	<b>\$82,302,444.41</b>	<b>\$0.00</b>	
K113020	10276/K-4003	MMF - TRA TRUST INVESCO	188,336,968.16	0.010	12/01/2020	0.010	188,336,968.16	0.00	188,336,968.16	0.00	11/30/2020
<b>Fund</b>	<b>4003 MMF-TLRDTRUST</b>		<b>\$188,336,968.16</b>	<b>0.010</b>		<b>0.010</b>	<b>\$188,336,968.16</b>	<b>\$0.00</b>	<b>\$188,336,968.16</b>	<b>\$0.00</b>	
X113020	10285/X-4007	MMF - COMM CRT (CADENC	735,215.92	0.010	12/01/2020	0.010	735,215.92	0.00	735,215.92	0.00	11/30/2020
<b>Fund</b>	<b>4007 MMF-COMCRT</b>		<b>\$735,215.92</b>	<b>0.010</b>		<b>0.010</b>	<b>\$735,215.92</b>	<b>\$0.00</b>	<b>\$735,215.92</b>	<b>\$0.00</b>	
R113020	10282/R-4008	MMF - TAX A-C (CADENCE)	109,756,951.97	0.010	12/01/2020	0.010	109,756,951.97	0.00	109,756,951.97	0.00	11/30/2020
R113020	10294/R-4008	DDA - TAX A-C (CADENCE)	137,955,871.21	0.150	12/01/2020	0.150	137,955,871.21	0.00	137,955,871.21	0.00	11/30/2020
<b>Fund</b>	<b>4008 DDA-TAX</b>		<b>\$247,712,823.18</b>	<b>0.088</b>		<b>0.088</b>	<b>\$247,712,823.18</b>	<b>\$0.00</b>	<b>\$247,712,823.18</b>	<b>\$0.00</b>	

# Book Value & Market Value Report



Run Date: 3/25/2021 9:47:35PM

As Of Date: 11/30/2020

HARRIS COUNTY

CUSIP	Item Agency-Fund	Security Title	Par/Face Amount	Coupon Rate	Maty Date	Bond Eq Y @ Cost	Book Value 11/30/2020	Book Value 10/31/2020	Market Value 11/30/2020	Market Value 10/31/2020	Purchase Date
K113020	10277/K-4871	MMF - TRA TRUST DSR (BN'	52,822,083.66	0.010	12/01/2020	0.010	52,822,083.66	0.00	52,822,083.66	0.00	11/30/2020
<b>Fund</b>	<b>4871 TRA TRUST DSR (BNYM)</b>		<b>\$52,822,083.66</b>	<b>0.010</b>		<b>0.010</b>	<b>\$52,822,083.66</b>	<b>\$0.00</b>	<b>\$52,822,083.66</b>	<b>\$0.00</b>	
	23930/J-5060	LOGIC - POOL	3,744,414.44	0.159	12/01/2020	0.159	3,744,414.44	3,743,924.70	3,744,414.44	3,743,924.70	05/12/2016
<b>Fund</b>	<b>5060 SHERIFF COMMISSARY</b>		<b>\$3,744,414.44</b>	<b>0.159</b>		<b>0.159</b>	<b>\$3,744,414.44</b>	<b>\$3,743,924.70</b>	<b>\$3,744,414.44</b>	<b>\$3,743,924.70</b>	
A113020	10290/A-5101	DDA - DA (CADENCE)	2,526,840.43	0.150	12/01/2020	0.150	2,526,840.43	0.00	2,526,840.43	0.00	11/30/2020
<b>Fund</b>	<b>5101 DDA-DA</b>		<b>\$2,526,840.43</b>	<b>0.150</b>		<b>0.150</b>	<b>\$2,526,840.43</b>	<b>\$0.00</b>	<b>\$2,526,840.43</b>	<b>\$0.00</b>	
J113020	10291/J-5102	DDA - SHERIFF (CADENCE)	2,898,299.38	0.150	12/01/2020	0.150	2,898,299.38	0.00	2,898,299.38	0.00	11/30/2020
<b>Fund</b>	<b>5102 DDA-SHERIFF</b>		<b>\$2,898,299.38</b>	<b>0.150</b>		<b>0.150</b>	<b>\$2,898,299.38</b>	<b>\$0.00</b>	<b>\$2,898,299.38</b>	<b>\$0.00</b>	
F113020	10292/F-5103	DDA - FLOOD (CADENCE)	53,257,403.92	0.150	12/01/2020	0.150	53,257,403.92	0.00	53,257,403.92	0.00	11/30/2020
<b>Fund</b>	<b>5103 DDA-FLOOD</b>		<b>\$53,257,403.92</b>	<b>0.150</b>		<b>0.150</b>	<b>\$53,257,403.92</b>	<b>\$0.00</b>	<b>\$53,257,403.92</b>	<b>\$0.00</b>	
B113020	10293/B-5104	DDA - TRA (CADENCE)	12,008,999.10	0.150	12/01/2020	0.150	12,008,999.10	0.00	12,008,999.10	0.00	11/30/2020
<b>Fund</b>	<b>5104 DDA-TRA</b>		<b>\$12,008,999.10</b>	<b>0.150</b>		<b>0.150</b>	<b>\$12,008,999.10</b>	<b>\$0.00</b>	<b>\$12,008,999.10</b>	<b>\$0.00</b>	
X113020	10297/X-5108	DDA - COMM CRT (CADENCI	750,092.16	0.150	12/01/2020	0.150	750,092.16	0.00	750,092.16	0.00	11/30/2020
<b>Fund</b>	<b>5108 DDA-COMM CRT</b>		<b>\$750,092.16</b>	<b>0.150</b>		<b>0.150</b>	<b>\$750,092.16</b>	<b>\$0.00</b>	<b>\$750,092.16</b>	<b>\$0.00</b>	
Z113020	10300/Z-5111	DDA - CONST (CADENCE)	2,776,717.97	0.150	12/01/2020	0.150	2,776,717.97	0.00	2,776,717.97	0.00	11/30/2020
<b>Fund</b>	<b>5111 DDA-CONST</b>		<b>\$2,776,717.97</b>	<b>0.150</b>		<b>0.150</b>	<b>\$2,776,717.97</b>	<b>\$0.00</b>	<b>\$2,776,717.97</b>	<b>\$0.00</b>	
	25626/B-5160	TX CLASS (GOV) - POOL	22,352.60	0.119	12/01/2020	0.119	22,352.60	22,350.41	22,352.60	22,350.41	08/22/2019
	25356/B-5160	TX CLASS - POOL	954,580.85	0.148	12/01/2020	0.148	954,580.85	985,463.42	954,580.85	985,463.42	03/26/2019
<b>Fund</b>	<b>5160 TRA REV &amp; REF 02 CONST</b>		<b>\$976,933.45</b>	<b>0.148</b>		<b>0.148</b>	<b>\$976,933.45</b>	<b>\$1,007,813.83</b>	<b>\$976,933.45</b>	<b>\$1,007,813.83</b>	
587839YC9	24753/K-5170	MERCER CO NJ TAX-EXEMP	30,000.00	2.000	02/01/2021	1.590	30,019.93	30,029.90	30,085.20	30,127.50	02/09/2018
79152QAHS	25581/K-5170	ST LOUIS MO LIBRARY DIST	140,000.00	2.000	04/01/2021	1.161	140,386.65	140,483.31	140,772.80	140,847.00	07/24/2019
679506MX0	25428/K-5170	OLD BRIDGE TWP NJ GO	450,000.00	2.000	04/01/2021	1.601	450,587.49	450,734.36	452,479.50	453,015.00	04/16/2019
899576GT3	25464/K-5170	TULSA ISD #4 OK	1,800,000.00	2.000	06/01/2021	1.676	1,802,816.59	1,803,286.02	1,812,942.00	1,817,496.00	06/17/2019
103637HL1	25645/K-5170	BOZEMAN MT UT GO	790,000.00	2.000	07/01/2021	1.081	794,184.91	794,782.76	798,603.10	799,574.80	09/18/2019
779240KW9	24134/K-5170	ROUND RK TX ISD TX EXMP	833,000.00	3.000	08/01/2021	1.190	842,743.32	843,961.24	848,518.79	850,592.96	11/02/2016
521841BV7	25083/K-5170	LEANDER TX ISD GO UNLTE	210,000.00	0.000	08/15/2021	2.400	206,581.84	206,178.12	209,634.60	209,481.30	10/16/2018
4897823V2	25634/K-5170	KENOSHA CITY WI UT GO	335,000.00	2.000	09/01/2021	1.160	337,079.97	337,311.08	339,251.15	339,753.65	09/10/2019
852634FZ2	25434/K-5170	STAMFORD CT GO	200,000.00	2.000	02/01/2022C	1.695	200,153.67	200,230.51	200,610.00	200,862.00	04/16/2019
705227EK8	24062/K-5170	PECOS BARSTOW TXISD	1,390,000.00	2.000	02/15/2022	1.181	1,403,256.09	1,404,172.41	1,418,592.30	1,419,593.10	10/05/2016
899525UB3	25892/K-5170	TULSA OK ISD #1 UT GO	275,000.00	2.000	03/01/2022	0.948	278,566.60	278,804.37	280,667.75	281,036.25	03/17/2020
355188GQ0	25436/K-5170	FRANKLIN WI SCH DIST GO	940,000.00	2.500	04/01/2022C	1.849	942,982.40	943,728.00	946,692.80	948,149.80	04/16/2019



# Book Value & Market Value Report



Run Date: 3/25/2021 9:47:35PM

As Of Date: 11/30/2020

HARRIS COUNTY

CUSIP	Item Agency-Fund	Security Title	Par/Face Amount	Coupon Rate	Maty Date	Bond Eq Y @ Cost	Book Value 11/30/2020	Book Value 10/31/2020	Market Value 11/30/2020	Market Value 10/31/2020	Purchase Date
121638E29	25472/K-5170	BURLINGTON CO NJ GO	20,000.00	2.000	05/01/2022	1.627	20,101.90	20,107.90	20,481.60	20,493.80	05/10/2019
646127EV8	25788/K-5170	NEW JERSEY ST HSG & MTC	2,000,000.00	1.350	12/01/2022	1.350	2,000,000.00	2,000,000.00	2,032,980.00	2,031,580.00	12/20/2019
<b>Fund</b>	<b>5170 TRA REV REF 04A DS RESERVE</b>		<b>\$9,413,000.00</b>	<b>1.956</b>		<b>1.423</b>	<b>\$9,449,461.36</b>	<b>\$9,453,809.98</b>	<b>\$9,532,311.59</b>	<b>\$9,542,603.16</b>	
937785RT2	25197/K-5220	WASHINGTON COUNTY MN	400,000.00	2.000	02/01/2021	1.947	400,034.29	400,051.43	400,020.00	400,524.00	12/18/2018
088365JL6	25844/K-5220	BEXAR CO HOSP DIST TX C.	1,500,000.00	3.000	02/15/2021	0.971	1,506,212.87	1,508,731.61	1,508,055.00	1,511,220.00	02/20/2020
604115CU7	24060/K-5220	MINNESOTA PUB FACS REV	4,000,000.00	3.000	03/01/2021	1.022	4,019,289.28	4,025,719.04	4,014,720.00	4,036,640.00	10/05/2016
79152QAH5	25580/K-5220	ST LOUIS MO LIBRARY DIST	115,000.00	2.000	04/01/2021	1.161	115,317.60	115,397.01	115,634.80	115,695.75	07/24/2019
015752HV3	25080/K-5220	ALGONAC MI COMNTY SCHS	415,000.00	2.000	05/01/2021	2.311	414,480.91	414,377.09	417,473.40	417,971.40	10/16/2018
852634FZ2	25435/K-5220	STAMFORD CT GO	2,150,000.00	2.000	02/01/2022C	1.695	2,151,652.00	2,152,478.00	2,156,557.50	2,159,266.50	04/16/2019
574204XL2	25433/K-5220	MARYLAND ST DEPT OF TR	2,000,000.00	2.000	02/15/2022C	1.693	2,001,895.48	2,002,663.92	2,007,620.00	2,010,280.00	04/16/2019
121638E29	25476/K-5220	BURLINGTON CO NJ GO	400,000.00	2.000	05/01/2022	1.627	402,038.10	402,157.98	409,632.00	409,876.00	05/10/2019
092059UR3	25784/K-5220	BLACK HAWK CO IA UT GO	1,315,000.00	2.000	06/01/2022	1.311	1,328,342.49	1,329,083.74	1,349,453.00	1,349,768.60	12/17/2019
779240KY5	24132/K-5220	ROUND RK TX ISD TX EXMP	700,000.00	3.000	08/01/2023	1.370	728,963.23	729,868.33	751,492.00	753,137.00	11/02/2016
882806CQ3	22309/K-5220	TEXAS ST TECH UNIV REV E	1,000,000.00	4.440	08/15/2031C	4.440	1,000,000.00	1,000,000.00	1,029,420.00	1,025,840.00	02/14/2012
442435K77	22269/K-5220	HOUSTON TX UTILITY SYS I	570,000.00	5.000	11/15/2033C	4.504	573,764.91	574,093.25	595,889.40	597,639.30	12/06/2011
<b>Fund</b>	<b>5220 TRA REV REF 05A DS RES</b>		<b>\$14,565,000.00</b>	<b>2.711</b>		<b>1.702</b>	<b>\$14,641,991.16</b>	<b>\$14,654,621.40</b>	<b>\$14,755,967.10</b>	<b>\$14,787,858.55</b>	
937785RT2	25194/K-5260	WASHINGTON COUNTY MN	200,000.00	2.000	02/01/2021	1.947	200,017.14	200,025.71	200,010.00	200,262.00	12/18/2018
574204XL2	25432/K-5260	MARYLAND ST DEPT OF TR	1,870,000.00	2.000	02/15/2022C	1.693	1,871,772.27	1,872,490.76	1,877,124.70	1,879,611.80	04/16/2019
899525UB3	25895/K-5260	TULSA ISD #1 OK UT GO	125,000.00	2.000	03/01/2022	0.948	126,621.18	126,729.26	127,576.25	127,743.75	03/17/2020
642305TT3	25466/K-5260	NEW BERLIN SCH DIST WI	300,000.00	2.000	03/01/2022	1.650	301,275.30	301,360.32	306,552.00	306,483.00	05/09/2019
043519VB0	25431/K-5260	ASCENSION PARISH LA SCH	1,525,000.00	2.000	03/01/2022	1.530	1,533,725.65	1,534,307.36	1,557,467.25	1,558,885.50	04/16/2019
121638E29	25475/K-5260	BURLINGTON CO NJ GO	350,000.00	2.000	05/01/2022	1.627	351,783.33	351,888.24	358,428.00	358,641.50	05/10/2019
779240KY5	24133/K-5260	ROUND RK TX ISD TX EXMP	268,000.00	3.000	08/01/2023	1.370	279,088.78	279,435.30	287,714.08	288,343.88	11/02/2016
<b>Fund</b>	<b>5260 TRA REV 06A DS RES</b>		<b>\$4,638,000.00</b>	<b>2.058</b>		<b>1.604</b>	<b>\$4,664,283.65</b>	<b>\$4,666,236.95</b>	<b>\$4,714,872.28</b>	<b>\$4,719,971.43</b>	
587839YC9	24755/K-5290	MERCER CO NJ TAX-EXEMP	295,000.00	2.000	02/01/2021	1.590	295,195.99	295,293.98	295,837.80	296,253.75	02/09/2018
79152QAH5	25583/K-5290	ST LOUIS MO LIBRARY DIST	580,000.00	2.000	04/01/2021	1.150	581,601.83	582,002.29	583,201.60	583,509.00	07/24/2019
033162CC0	25657/K-5290	ANCHORAGE AK UT GO	885,000.00	3.000	04/01/2021	1.180	890,306.07	891,632.58	893,150.85	894,938.55	10/01/2019
679506MX0	25427/K-5290	OLD BRIDGE TWP NJ GO	305,000.00	2.000	04/01/2021	1.601	305,398.19	305,497.73	306,680.55	307,043.50	04/16/2019
779240KW9	24135/K-5290	ROUND RK TX ISD TX EXMP	167,000.00	3.000	08/01/2021	1.190	168,953.34	169,197.51	170,111.21	170,527.04	11/02/2016
521841BV7	25084/K-5290	LEANDER TX ISD GO UNLTE	275,000.00	0.000	08/15/2021	2.400	270,523.84	269,995.16	274,521.50	274,320.75	10/16/2018
447819GF4	25633/K-5290	HURST EULESS ISD TX UT C	350,000.00	2.500	08/15/2021	1.125	353,347.80	353,743.21	355,925.50	356,489.00	09/09/2019
208399K95	25196/K-5290	CITY OF CONROE TX GO LT	300,000.00	2.000	11/15/2021	2.000	300,000.00	300,000.00	304,893.00	305,286.00	12/19/2018
397040WP7	25618/K-5290	GREENWOOD AR SCH DIST	275,000.00	2.000	12/01/2021	1.171	277,245.31	277,432.42	279,488.00	279,691.50	09/05/2019
899525UB3	25894/K-5290	TULSA ISD #1 OK UT GO	100,000.00	2.000	03/01/2022	0.948	101,296.95	101,383.41	102,061.00	102,195.00	03/17/2020
462611LM4	25619/K-5290	IOWA ST WESTERN COMM I	835,000.00	1.250	06/01/2022C	1.154	835,616.92	835,719.74	839,659.30	840,168.65	08/30/2019
103637HM9	25644/K-5290	BOZEMAN MT UT GO	510,000.00	2.000	07/01/2022	1.091	517,213.88	517,593.56	524,973.60	525,305.10	09/18/2019

# Book Value & Market Value Report



Run Date: 3/25/2021 9:47:35PM

As Of Date: 11/30/2020

HARRIS COUNTY

CUSIP	Item Agency-Fund	Security Title	Par/Face Amount	Coupon Rate	Maty Date	Bond Eq Y @ Cost	Book Value 11/30/2020	Book Value 10/31/2020	Market Value 11/30/2020	Market Value 10/31/2020	Purchase Date
779240KX7	24129/K-5290	ROUND RK TX ISD TX EXMP	127,000.00	3.000	08/01/2022	1.270	130,520.15	130,696.16	132,887.72	133,206.49	11/02/2016
646127EU0	25790/K-5290	NEW JERSEY ST HSG & MTC	900,000.00	1.350	12/01/2022C	1.350	900,000.00	900,000.00	909,648.00	908,874.00	12/20/2019
779240KY5	24131/K-5290	ROUND RK TX ISD TX EXMP	32,000.00	3.000	08/01/2023	1.370	33,324.03	33,365.41	34,353.92	34,429.12	11/02/2016
199492QP7	24063/K-5290	CTY COLUMBUS OH GO UNL	6,385,000.00	3.000	08/15/2023	1.244	6,674,799.90	6,683,725.97	6,870,196.15	6,878,113.55	10/05/2016
121265CT7	21645/K-5290	BURIEN WASH BAB TAXABL	1,160,000.00	5.125	12/01/2025C	5.125	1,160,000.00	1,160,000.00	1,162,958.00	1,162,691.20	09/01/2010
92812QV38	22270/K-5290	VIRGINIA ST HSG DEV AUTI	1,375,000.00	5.251	01/01/2039C	5.251	1,375,000.00	1,375,000.00	1,410,970.00	1,413,953.75	12/08/2011
<b>Fund</b>	<b>5290 TRA REV REF 2008B D/S RES</b>		<b>\$14,856,000.00</b>	<b>2.949</b>		<b>1.951</b>	<b>\$15,170,344.20</b>	<b>\$15,182,279.13</b>	<b>\$15,451,517.70</b>	<b>\$15,466,995.95</b>	
	23530/B-5300	LOGIC - POOL	2,245,450.05	0.159	12/01/2020	0.159	2,245,450.05	2,245,156.35	2,245,450.05	2,245,156.35	03/27/2015
	23009/B-5300	LONE STAR - POOL	1,714,026.97	0.138	12/01/2020	0.138	1,714,026.97	1,753,831.70	1,714,026.97	1,753,831.70	09/16/2013
	23233/B-5300	TX CLASS - POOL	1,437,982.75	0.148	12/01/2020	0.148	1,437,982.75	1,437,807.63	1,437,982.75	1,437,807.63	04/16/2014
<b>Fund</b>	<b>5300 TRA REV REF 2008B CONST</b>		<b>\$5,397,459.77</b>	<b>0.149</b>		<b>0.149</b>	<b>\$5,397,459.77</b>	<b>\$5,436,795.68</b>	<b>\$5,397,459.77</b>	<b>\$5,436,795.68</b>	
	25354/B-5410	LOGIC - POOL	495,002.94	0.159	12/01/2020	0.159	495,002.94	494,938.19	495,002.94	494,938.19	03/26/2019
<b>Fund</b>	<b>5410 TRA REV 09A CONST</b>		<b>\$495,002.94</b>	<b>0.159</b>		<b>0.159</b>	<b>\$495,002.94</b>	<b>\$494,938.19</b>	<b>\$495,002.94</b>	<b>\$494,938.19</b>	
033896KX8	25118/K-5420	ANDERSON IN SCH BLDG RI	550,000.00	3.000	01/15/2021	2.250	550,488.68	550,821.88	551,732.50	552,739.00	11/20/2018
587839YC9	24754/K-5420	MERCER CO NJ TAX-EXEMP	40,000.00	2.000	02/01/2021	1.590	40,026.57	40,039.86	40,113.60	40,170.00	02/09/2018
79152QAHS	25582/K-5420	ST LOUIS MO LIBRARY DIST	305,000.00	2.000	04/01/2021	1.161	305,842.34	306,052.93	306,683.60	306,845.25	07/24/2019
236092EA6	25639/K-5420	DANE CO WI UT GO	320,000.00	2.000	06/01/2021	1.200	321,262.26	321,472.63	322,758.40	323,142.40	09/25/2019
246381HM2	24061/K-5420	ST OF DELAWARE GO UNLT	2,620,000.00	3.000	07/01/2021	1.010	2,649,628.88	2,653,861.58	2,663,151.40	2,668,941.60	10/05/2016
83131PGH9	26193/K-5420	SLEEPY HOLLOW NY LT GO	9,354,367.00	1.250	11/19/2021	0.301	9,439,956.31	0.00	9,440,333.63	0.00	11/23/2020
397040WP7	25617/K-5420	GREENWOOD AR SCH DIST	300,000.00	2.000	12/01/2021	1.171	302,449.43	302,653.55	304,896.00	305,118.00	09/05/2019
937785RU9	25430/K-5420	WASHINGTON CO MN GO	545,000.00	2.125	02/01/2022C	1.953	545,004.32	545,096.63	545,027.25	545,795.70	04/16/2019
899525UB3	25896/K-5420	TULSA ISD #1 OK UT GO	265,000.00	2.000	03/01/2022	0.948	268,436.91	268,666.03	270,461.65	270,816.75	03/17/2020
121638EZ9	25473/K-5420	BURLINGTON CO NJ GO	25,000.00	2.000	05/01/2022	1.627	25,127.38	25,134.87	25,602.00	25,617.25	05/10/2019
462308LS4	25471/K-5420	IOWA CITY IA GO	500,000.00	2.000	06/01/2022	1.640	502,622.28	502,767.97	513,720.00	514,115.00	06/04/2019
779240KX7	24130/K-5420	ROUND RK TX ISD TX EXMP	836,000.00	3.000	08/01/2022	1.270	859,172.03	860,330.63	874,756.96	876,855.32	11/02/2016
646127EU0	25789/K-5420	NEW JERSEY ST HSG & MTC	100,000.00	1.350	12/01/2022C	1.350	100,000.00	100,000.00	101,072.00	100,986.00	12/20/2019
833085J53	21668/K-5420	SNOHOMISH CNTY WASH B	2,760,000.00	4.712	12/01/2025C	4.712	2,760,000.00	2,760,000.00	2,760,000.00	2,769,936.00	09/29/2010
24916PFH5	21676/K-5420	DENVER CO BAB	3,540,000.00	4.650	12/15/2028C	4.650	3,540,000.00	3,540,000.00	3,545,664.00	3,557,416.80	10/07/2010
795685DU7	21733/K-5420	SALT LAKE CNTY UTAH SALI	1,630,000.00	4.750	11/01/2029C	4.800	1,625,251.72	1,625,207.34	1,660,236.50	1,666,169.70	11/09/2010
<b>Fund</b>	<b>5420 TRA 09A DS RES</b>		<b>\$23,690,367.00</b>	<b>2.774</b>		<b>2.048</b>	<b>\$23,835,269.11</b>	<b>\$14,402,105.90</b>	<b>\$23,926,209.49</b>	<b>\$14,524,664.77</b>	
	25596/B-5850	LONE STAR (GOV) - POOL	1,922,143.96	0.078	12/01/2020	0.078	1,922,143.96	1,922,021.40	1,922,143.96	1,922,021.40	08/21/2019
	23028/B-5850	LONE STAR - POOL	906,518.17	0.138	12/01/2020	0.138	906,518.17	906,415.64	906,518.17	906,415.64	09/19/2013
	23173/B-5850	LOGIC - POOL	1,210,503.07	0.159	12/01/2020	0.159	1,210,503.07	1,210,344.73	1,210,503.07	1,210,344.73	02/26/2014
	23235/B-5850	TX CLASS - POOL	1,460,728.02	0.148	12/01/2020	0.148	1,460,728.02	1,460,550.10	1,460,728.02	1,460,550.10	04/16/2014

# Book Value & Market Value Report



Run Date: 3/25/2021 9:47:35PM

As Of Date: 11/30/2020

HARRIS COUNTY

CUSIP	Item Agency-Fund	Security Title	Par/Face Amount	Coupon Rate	Maty Date	Bond Eq Y @ Cost	Book Value 11/30/2020	Book Value 10/31/2020	Market Value 11/30/2020	Market Value 10/31/2020	Purchase Date
<b>Fund</b>	<b>5850</b>	<b>TRA SR LN REV 2009C CONST</b>	<b>\$5,499,893.22</b>	<b>0.124</b>		<b>0.124</b>	<b>\$5,499,893.22</b>	<b>\$5,499,331.87</b>	<b>\$5,499,893.22</b>	<b>\$5,499,331.87</b>	
764771BS9	25088/K-5852	RICHMOND IN CMNTY SCHS	570,000.00	3.000	01/15/2021	2.199	570,540.45	570,908.94	571,801.20	573,038.10	11/01/2018
960906DX0	25568/K-5852	WESTONKA MN ISD #277 U	1,460,000.00	2.000	02/01/2021	1.170	1,461,994.63	1,462,991.95	1,464,204.80	1,466,307.20	07/15/2019
79152QAHS	25579/K-5852	ST LOUIS MO LIBRARY DIST	460,000.00	2.000	04/01/2021	1.161	461,270.42	461,588.02	462,539.20	462,783.00	07/24/2019
658909QA7	25566/K-5852	NORTH DAKOTA ST HSG FII	600,000.00	2.250	07/01/2021	1.200	603,619.38	604,136.43	606,870.00	606,324.00	07/15/2019
791230WF8	26158/K-5852	ST LOUIS CO. MN UT GO	500,000.00	1.000	12/01/2021	0.200	503,991.71	0.00	504,280.00	0.00	11/05/2020
279533UW1	25586/K-5852	EDEN PRAIRIE MN ISD #27	1,225,000.00	2.000	02/01/2022C	1.473	1,226,734.39	1,227,601.58	1,228,589.25	1,230,120.50	07/15/2019
232769GR4	26170/K-5852	CYPRESS FAIRBANKS ISD T	4,425,000.00	4.000	02/15/2022	0.211	4,626,776.43	0.00	4,626,027.75	0.00	11/19/2020
899525UB3	25891/K-5852	TULSA OK ISD #1 UT GO	400,000.00	2.000	03/01/2022	0.948	405,187.78	405,533.64	408,244.00	408,780.00	03/17/2020
355188GQ0	25437/K-5852	FRANKLIN WI SCH DIST GO	690,000.00	2.500	04/01/2022C	1.849	692,189.21	692,736.51	694,912.80	695,982.30	04/16/2019
543145GP5	25567/K-5852	LONGPORT NJ UT GO	360,000.00	2.000	07/15/2022	1.330	363,822.37	364,018.72	369,468.00	369,655.20	07/23/2019
779240KX7	24128/K-5852	ROUND RK TX ISD TX EXMP	412,000.00	3.000	08/01/2022	1.270	423,419.71	423,990.69	431,100.32	432,134.44	11/02/2016
052396J90	22196/K-5852	AUSTIN TX REV 11A	2,000,000.00	4.000	09/01/2031C	4.100	1,985,366.68	1,985,253.24	2,056,700.00	2,061,400.00	10/04/2011
442435K77	22268/K-5852	HOUSTON TX UTILITY SYS I	1,530,000.00	5.000	11/15/2033C	4.504	1,540,105.81	1,540,987.14	1,599,492.60	1,604,189.70	12/06/2011
<b>Fund</b>	<b>5852</b>	<b>TRA SL REV 09C DS RES</b>	<b>\$14,632,000.00</b>	<b>3.259</b>		<b>1.695</b>	<b>\$14,865,018.97</b>	<b>\$9,739,746.86</b>	<b>\$15,024,229.92</b>	<b>\$9,910,714.44</b>	
	25605/B-5900	TX CLASS (GOV) - POOL	9,172,918.84	0.119	12/01/2020	0.119	9,172,918.84	9,172,018.40	9,172,918.84	9,172,018.40	08/23/2019
	25714/B-5900	LONE STAR (GOV) - POOL	5,375,772.98	0.078	12/01/2020	0.078	5,375,772.98	5,375,430.20	5,375,772.98	5,375,430.20	10/16/2019
	25987/B-5900	TX CLASS - POOL	15,036,475.02	0.148	12/01/2020	0.148	15,036,475.02	15,034,643.69	15,036,475.02	15,034,643.69	05/05/2020
9127963J6	26069/B-5900	US TREASURY BILL	8,000,000.00	0.106	12/10/2020	0.108	7,999,787.40	7,999,078.73	7,999,920.00	7,999,296.00	07/30/2020
3130AHVD2	25819/B-5900	FHLB NOTE	9,000,000.00	1.500	01/13/2021	1.575	8,999,221.71	8,998,665.79	9,014,760.00	9,024,930.00	01/13/2020
882806FL1	25186/B-5900	TEXAS TECH UNIV REV BON	3,380,000.00	2.299	02/15/2021	2.900	3,375,974.38	3,374,342.37	3,393,317.20	3,398,387.20	12/14/2018
3133ELNT7	25920/B-5900	FFCB NOTE	10,000,000.00	1.500	02/24/2021	1.500	10,000,000.00	10,000,000.00	10,031,300.00	10,043,800.00	02/24/2020
6500356Y9	25150/B-5900	NEW YORK STATE REVENUE	10,000,000.00	2.380	03/15/2021	3.002	9,982,725.21	9,977,742.10	10,051,800.00	10,076,300.00	11/26/2018
64990FJN5	25187/B-5900	NEW YORK ST DORM REV B	1,500,000.00	3.100	03/15/2021	3.100	1,500,000.00	1,500,000.00	1,510,860.00	1,515,015.00	12/21/2018
9128284G2	26107/B-5900	US TREASURY NOTE	7,000,000.00	2.375	04/15/2021	0.093	7,059,171.07	7,072,320.20	7,060,130.00	7,071,120.00	09/23/2020
9128284P2	26106/B-5900	US TREASURY NOTE	7,000,000.00	2.625	05/15/2021	0.124	7,079,437.10	7,093,880.21	7,081,480.00	7,094,080.00	09/23/2020
9128284T4	26121/B-5900	US TREASURY NOTE	7,000,000.00	2.625	06/15/2021	0.108	7,094,648.58	7,109,135.61	7,095,690.00	7,107,450.00	09/23/2020
9127963S6	26112/B-5900	US TREASURY BILL	7,000,000.00	0.093	07/15/2021	0.094	6,995,935.14	6,995,395.56	6,996,220.00	6,994,834.00	09/23/2020
9127964B2	26114/B-5900	US TREASURY BILL	7,000,000.00	0.102	08/12/2021	0.103	6,994,972.21	6,994,378.38	6,995,660.00	6,994,274.00	09/24/2020
<b>Fund</b>	<b>5900</b>	<b>TR SL REV &amp; REF SER 2018A CONSTR</b>	<b>\$106,465,166.84</b>	<b>1.165</b>		<b>0.769</b>	<b>\$106,667,039.64</b>	<b>\$106,697,031.24</b>	<b>\$106,816,304.04</b>	<b>\$106,901,578.49</b>	
	25603/Y-5912	TX CLASS (GOV) - POOL	661,580.97	0.119	12/01/2020	0.119	661,580.97	661,516.04	661,580.97	661,516.04	08/23/2019
<b>Fund</b>	<b>5912</b>	<b>METRO STREET IMPROV</b>	<b>\$661,580.97</b>	<b>0.119</b>		<b>0.119</b>	<b>\$661,580.97</b>	<b>\$661,516.04</b>	<b>\$661,580.97</b>	<b>\$661,516.04</b>	
	24224/Y-5913	LOGIC - POOL	5,430,163.58	0.159	12/01/2020	0.159	5,430,163.58	5,429,453.37	5,430,163.58	5,429,453.37	12/30/2016
	24225/Y-5913	LONE STAR - POOL	5,632,014.14	0.138	12/01/2020	0.138	5,632,014.14	5,631,377.14	5,632,014.14	5,631,377.14	12/30/2016
	24792/Y-5913	TX CLASS - POOL	3,855,133.85	0.148	12/01/2020	0.148	3,855,133.85	3,854,664.35	3,855,133.85	3,854,664.35	02/23/2018

# Book Value & Market Value Report



Run Date: 3/25/2021 9:47:35PM

As Of Date: 11/30/2020

HARRIS COUNTY

CUSIP	Item Agency-Fund	Security Title	Par/Face Amount	Coupon Rate	Maty Date	Bond Eq Y @ Cost	Book Value 11/30/2020	Book Value 10/31/2020	Market Value 11/30/2020	Market Value 10/31/2020	Purchase Date
912796TY5	26021/Y-5913	US TREASURY BILL	2,000,000.00	0.161	12/31/2020	0.164	1,999,731.00	1,999,462.00	1,999,860.00	1,999,704.00	06/04/2020
3130AHVD2	25818/Y-5913	FHLB NOTE	10,000,000.00	1.500	01/13/2021	1.575	9,999,135.23	9,998,517.54	10,016,400.00	10,027,700.00	01/13/2020
912796B73	26177/Y-5913	US TREASURY BILL	1,500,000.00	0.074	02/09/2021	0.075	1,499,783.58	0.00	1,499,640.00	0.00	11/19/2020
912796B99	26178/Y-5913	US TREASURY BILL	1,500,000.00	0.078	02/23/2021	0.079	1,499,727.00	0.00	1,499,760.00	0.00	11/19/2020
9127964M8	26100/Y-5913	US TREASURY BILL	5,000,000.00	0.102	03/11/2021	0.103	4,998,589.41	4,998,166.24	4,998,800.00	4,998,360.00	09/22/2020
912796D22	26181/Y-5913	US TREASURY BILL	1,500,000.00	0.077	03/30/2021	0.078	1,499,620.19	0.00	1,499,535.00	0.00	11/20/2020
9128284G2	26109/Y-5913	US TREASURY NOTE	2,000,000.00	2.375	04/15/2021	0.093	2,016,906.02	2,020,662.92	2,017,180.00	2,020,320.00	09/23/2020
912796F20	26182/Y-5913	US TREASURY BILL	1,500,000.00	0.085	04/27/2021	0.086	1,499,479.37	0.00	1,499,430.00	0.00	11/24/2020
9127965A3	26183/Y-5913	US TREASURY BILL	1,500,000.00	0.073	05/06/2021	0.074	1,499,525.50	0.00	1,499,430.00	0.00	11/20/2020
9127962Y4	26125/Y-5913	US TREASURY BILL	1,000,000.00	0.090	05/20/2021	0.091	999,575.00	999,500.00	999,580.00	999,432.00	10/01/2020
9127962Y4	26008/Y-5913	US TREASURY BILL	5,000,000.00	0.169	05/20/2021	0.171	4,996,014.45	4,995,311.11	4,997,900.00	4,997,160.00	05/29/2020
9127963H0	26361/Y-5913	US TREASURY BILL	2,000,000.00	0.094	06/17/2021	0.095	1,998,968.75	1,998,812.50	1,999,100.00	1,998,704.00	10/01/2020
9127963S6	26113/Y-5913	US TREASURY BILL	5,000,000.00	0.093	07/15/2021	0.094	4,997,096.53	4,996,711.11	4,997,300.00	4,996,310.00	09/23/2020
912828S76	26127/Y-5913	US TREASURY NOTE	2,000,000.00	1.125	07/31/2021	0.119	2,013,352.93	2,015,008.25	2,013,900.00	2,014,680.00	10/01/2020
9127964B2	26129/Y-5913	US TREASURY BILL	2,000,000.00	0.100	08/12/2021	0.101	1,998,588.89	1,998,422.22	1,998,760.00	1,998,364.00	10/01/2020
9127964B2	26188/Y-5913	US TREASURY BILL	1,500,000.00	0.060	08/12/2021	0.061	1,499,365.00	0.00	1,499,070.00	0.00	11/23/2020
052397UJ3	26093/Y-5913	AUSTIN TX LT GO	5,480,000.00	0.169	09/01/2021	0.169	5,480,000.00	5,480,000.00	5,475,999.60	5,481,424.80	10/06/2020
9127964L0	26118/Y-5913	US TREASURY BILL	5,000,000.00	0.115	09/09/2021	0.117	4,995,495.83	4,995,016.66	4,995,800.00	4,994,815.00	09/24/2020
912828T34	25939/Y-5913	US TREASURY NOTE	15,000,000.00	1.125	09/30/2021	0.412	15,088,296.51	15,097,038.74	15,127,800.00	15,134,700.00	03/16/2020
912828YJ3	26131/Y-5913	US TREASURY NOTE	2,000,000.00	1.500	09/30/2021	0.120	2,022,891.48	2,025,157.97	2,022,960.00	2,024,680.00	10/01/2020
9127964V8	26189/Y-5913	US TREASURY BILL	1,000,000.00	0.090	10/07/2021	0.092	999,221.56	0.00	999,110.00	0.00	11/23/2020
3133ELSN5	25945/Y-5913	FFCB NOTE	10,000,000.00	0.700	03/11/2022	0.708	9,998,947.66	9,998,879.03	10,066,100.00	10,069,500.00	03/16/2020
912828YF1	26120/Y-5913	US TREASURY NOTE	5,000,000.00	1.500	09/15/2022	0.127	5,122,586.09	5,128,217.91	5,120,100.00	5,125,400.00	09/24/2020
<b>Fund</b>	<b>5913 METRO GENERAL MOBIL PROGRAM</b>		<b>\$103,397,311.57</b>	<b>0.614</b>		<b>0.362</b>	<b>\$103,640,209.55</b>	<b>\$93,660,379.06</b>	<b>\$103,760,826.17</b>	<b>\$93,796,748.66</b>	
	23895/C-8349	TX CLASS - POOL	10,829,365.28	0.148	12/01/2020	0.148	10,829,365.28	10,828,046.35	10,829,365.28	10,828,046.35	04/06/2016
	24041/C-8349	LOGIC - POOL	5,617,773.32	0.159	12/01/2020	0.159	5,617,773.32	5,617,038.55	5,617,773.32	5,617,038.55	08/31/2016
912796TY5	26022/C-8349	US TREASURY BILL	2,000,000.00	0.161	12/31/2020	0.164	1,999,731.00	1,999,462.00	1,999,860.00	1,999,704.00	06/04/2020
912796UC1	26023/C-8349	US TREASURY BILL	2,000,000.00	0.160	01/28/2021	0.162	1,999,484.44	1,999,217.78	1,999,720.00	1,999,544.00	06/04/2020
9128284G2	26108/C-8349	US TREASURY NOTE	2,000,000.00	2.375	04/15/2021	0.093	2,016,906.02	2,020,662.92	2,017,180.00	2,020,320.00	09/23/2020
9127962Y4	26110/C-8349	US TREASURY BILL	1,700,000.00	0.085	05/20/2021	0.086	1,699,317.64	1,699,197.22	1,699,286.00	1,699,034.40	09/23/2020
912828T34	25942/C-8349	US TREASURY NOTE	5,000,000.00	1.125	09/30/2021	0.412	5,029,432.17	5,032,346.25	5,042,600.00	5,044,900.00	03/16/2020
3133ELSN5	25946/C-8349	FFCB NOTE	4,720,000.00	0.700	03/11/2022	0.708	4,719,503.30	4,719,470.90	4,751,199.20	4,752,804.00	03/16/2020
052397UK0	26092/C-8349	AUSTIN TX LT GO	1,205,000.00	0.269	09/01/2022	0.269	1,205,000.00	1,205,000.00	1,204,252.90	1,205,602.50	10/06/2020
<b>Fund</b>	<b>8349 WORKMEN COMP</b>		<b>\$35,072,138.60</b>	<b>0.493</b>		<b>0.263</b>	<b>\$35,116,513.17</b>	<b>\$35,120,441.97</b>	<b>\$35,161,236.70</b>	<b>\$35,166,993.80</b>	
	23011/B-8573	LONE STAR - POOL	21,889,399.20	0.138	12/01/2020	0.138	21,889,399.20	21,886,923.45	21,889,399.20	21,886,923.45	09/16/2013
	23129/B-8573	LOGIC - POOL	91,392,684.59	0.157	12/01/2020	0.157	91,392,684.59	41,384,573.35	91,392,684.59	41,384,573.35	01/23/2014
	23248/B-8573	TX CLASS - POOL	32,442,201.87	0.148	12/01/2020	0.148	32,442,201.87	32,438,250.67	32,442,201.87	32,438,250.67	05/19/2014

# Book Value & Market Value Report



Run Date: 3/25/2021 9:47:35PM

As Of Date: 11/30/2020

HARRIS COUNTY

CUSIP	Item Agency-Fund	Security Title	Par/Face Amount	Coupon Rate	Maty Date	Bond Eq Y @ Cost	Book Value 11/30/2020	Book Value 10/31/2020	Market Value 11/30/2020	Market Value 10/31/2020	Purchase Date
249174WW9	25206/B-8573	DENVER CITY & COUNTY SC	7,160,000.00	2.438	12/01/2020	2.815	7,160,000.00	7,157,821.31	7,160,358.00	7,172,888.00	12/21/2018
313384567	25785/B-8573	FHLB - DISC NOTE	50,000,000.00	1.500	12/09/2020	1.538	49,983,333.33	49,920,833.33	49,999,500.00	49,995,500.00	12/16/2019
3133ELFJ8	25800/B-8573	FFCB NOTE	50,000,000.00	1.625	12/30/2020	1.640	49,999,395.83	49,998,770.83	50,059,500.00	50,129,500.00	12/30/2019
190760HC5	25202/B-8573	COBB-MARIETTA COLISEUM	1,435,000.00	2.450	01/01/2021	2.800	1,434,595.41	1,434,190.82	1,437,697.80	1,440,209.05	12/20/2018
358776DG4	25201/B-8573	CITY OF FRISCO TX GO LTC	1,955,000.00	2.400	02/15/2021	2.800	1,953,446.90	1,952,817.26	1,963,445.60	1,966,730.00	12/20/2018
912796XE4	26039/B-8573	US TREASURY BILL	25,000,000.00	0.175	02/25/2021	0.178	24,989,548.61	24,985,902.78	24,994,750.00	24,992,050.00	06/17/2020
912796XE4	26047/B-8573	US TREASURY BILL	50,000,000.00	0.160	02/25/2021	0.162	49,980,888.89	49,974,222.22	49,989,500.00	49,984,100.00	06/26/2020
912796XE4	26000/B-8573	US TREASURY BILL	50,000,000.00	0.170	02/25/2021	0.173	49,979,694.45	49,972,611.11	49,989,500.00	49,984,100.00	05/29/2020
912796XE4	26024/B-8573	US TREASURY BILL	10,000,000.00	0.175	02/25/2021	0.178	9,995,819.44	9,994,361.11	9,997,900.00	9,996,820.00	06/04/2020
912828P87	26042/B-8573	US TREASURY NOTE	30,000,000.00	1.125	02/28/2021	0.160	30,070,787.84	30,094,648.91	30,072,000.00	30,100,800.00	06/24/2020
89233GQ17	26028/B-8573	TMCC - DISC CP	15,000,000.00	0.400	03/01/2021	0.407	14,985,000.00	14,980,000.00	14,993,250.00	14,992,500.00	06/05/2020
6500356Y9	25147/B-8573	NEW YORK STATE REVENUE	5,000,000.00	2.380	03/15/2021	3.002	4,991,362.61	4,988,871.05	5,025,900.00	5,038,150.00	11/26/2018
9127962F5	26001/B-8573	US TREASURY BILL	50,000,000.00	0.160	03/25/2021	0.162	49,974,666.67	49,968,000.00	49,985,000.00	49,981,100.00	05/29/2020
9127962Y4	26066/B-8573	US TREASURY BILL	20,000,000.00	0.125	05/20/2021	0.127	19,988,194.44	19,986,111.11	19,991,600.00	19,988,640.00	07/28/2020
914026TT6	25121/B-8573	UNIV OF ALABAMA REV BON	330,000.00	1.800	07/01/2021	3.000	327,794.21	327,479.10	332,692.80	333,029.40	10/29/2018
9127964B2	26164/B-8573	US TREASURY BILL	40,000,000.00	0.000	08/12/2021	0.091	39,974,600.00	39,971,600.00	39,975,200.00	39,967,280.00	10/27/2020
912828D72	26116/B-8573	US TREASURY NOTE	50,000,000.00	2.000	08/31/2021	0.108	50,706,767.78	50,784,434.57	50,705,000.00	50,769,500.00	09/24/2020
9128282F6	26122/B-8573	US TREASURY NOTE	40,000,000.00	1.125	08/31/2021	0.116	40,301,470.86	40,334,599.52	40,306,400.00	40,328,000.00	09/24/2020
912828YJ3	25724/B-8573	US TREASURY NOTE	50,000,000.00	1.500	09/30/2021	1.596	49,960,824.72	49,956,945.98	50,574,000.00	50,617,000.00	10/21/2019
912828Z60	25883/B-8573	US TREASURY NOTE	30,000,000.00	1.375	01/31/2022	1.438	29,978,445.99	29,976,928.10	30,434,700.00	30,459,300.00	02/13/2020
235241VE3	26172/B-8573	DALLAS AREA RAPID TRANS	1,000,000.00	0.397	12/01/2022	0.397	1,000,000.00	0.00	1,001,390.00	0.00	11/18/2020
3130AJES4	25931/B-8573	FHLB NOTE	50,000,000.00	0.735	03/16/2023	0.735	50,000,000.00	50,000,000.00	50,547,000.00	50,537,500.00	03/16/2020
882806CNO	22308/B-8573	TEXAS ST TECH UNIV REV E	850,000.00	3.820	08/15/2025C	3.820	850,000.00	850,000.00	871,309.50	867,867.00	02/14/2012
050625CM2	21784/B-8573	AUBURN WASH UTIL SYS RI	1,865,000.00	5.661	12/01/2025C	5.661	1,865,000.00	1,865,000.00	1,865,000.00	1,872,571.90	12/15/2010
<b>Fund</b>	<b>8573 TRA REVENUE</b>		<b>\$775,319,285.66</b>	<b>0.776</b>		<b>0.592</b>	<b>\$776,175,923.64</b>	<b>\$725,185,896.58</b>	<b>\$777,996,879.36</b>	<b>\$727,224,882.82</b>	
	23465/B-8577	TX CLASS - POOL	19,166,581.61	0.148	12/01/2020	0.148	19,166,581.61	19,164,247.27	19,166,581.61	19,164,247.27	01/28/2015
	23466/B-8577	LOGIC - POOL	15,952,767.36	0.159	12/01/2020	0.159	15,952,767.36	15,950,680.91	15,952,767.36	15,950,680.91	01/28/2015
	23010/B-8577	LONE STAR - POOL	13,570,464.28	0.138	12/01/2020	0.138	13,570,464.28	13,568,929.43	13,570,464.28	13,568,929.43	09/16/2013
3133ELFJ8	25798/B-8577	FFCB NOTE	10,000,000.00	1.625	12/30/2020	1.640	9,999,879.17	9,999,754.17	10,011,900.00	10,025,900.00	12/30/2019
3130AHVD2	25820/B-8577	FHLB NOTE	11,000,000.00	1.500	01/13/2021	1.575	10,999,048.75	10,998,369.29	11,018,040.00	11,030,470.00	01/13/2020
3133ELNT7	25922/B-8577	FFCB NOTE	14,000,000.00	1.500	02/24/2021	1.500	14,000,000.00	14,000,000.00	14,043,820.00	14,061,320.00	02/24/2020
912796XE4	26002/B-8577	US TREASURY BILL	12,000,000.00	0.170	02/25/2021	0.173	11,995,126.67	11,993,426.67	11,997,480.00	11,996,184.00	05/29/2020
59164GEJ7	25772/B-8577	METRO WSTWTR RECL DIS	1,000,000.00	1.787	04/01/2021	1.787	1,000,000.00	1,000,000.00	1,005,270.00	1,006,480.00	12/10/2019
9127962Q1	26071/B-8577	US TREASURY BILL	2,000,000.00	0.121	04/22/2021	0.123	1,999,044.70	1,998,842.88	1,999,280.00	1,999,044.00	07/30/2020
9127962Y4	26074/B-8577	US TREASURY BILL	2,000,000.00	0.113	05/20/2021	0.115	1,998,932.78	1,998,744.44	1,999,160.00	1,998,864.00	07/30/2020
9127962Y4	26124/B-8577	US TREASURY BILL	2,000,000.00	0.090	05/20/2021	0.091	1,999,150.00	1,999,000.00	1,999,160.00	1,998,864.00	10/01/2020
9128287A2	26073/B-8577	US TREASURY NOTE	2,000,000.00	1.625	06/30/2021	0.118	2,017,419.31	2,019,895.99	2,018,120.00	2,019,920.00	07/30/2020
912828576	26072/B-8577	US TREASURY NOTE	2,000,000.00	1.125	07/31/2021	0.119	2,013,327.36	2,014,979.51	2,013,900.00	2,014,680.00	07/30/2020

# Book Value & Market Value Report



Run Date: 3/25/2021 9:47:35PM

As Of Date: 11/30/2020

HARRIS COUNTY

CUSIP	Item Agency-Fund	Security Title	Par/Face Amount	Coupon Rate	Maty Date	Bond Eq Y @ Cost	Book Value 11/30/2020	Book Value 10/31/2020	Market Value 11/30/2020	Market Value 10/31/2020	Purchase Date
9127964B2	26128/B-8577	US TREASURY BILL	3,000,000.00	0.100	08/12/2021	0.101	2,997,883.33	2,997,633.33	2,998,140.00	2,997,546.00	10/01/2020
912828YC8	26070/B-8577	US TREASURY NOTE	2,000,000.00	1.500	08/31/2021	0.129	2,020,468.56	2,022,717.85	2,020,940.00	2,022,500.00	07/30/2020
9127964L0	26117/B-8577	US TREASURY BILL	15,000,000.00	0.115	09/09/2021	0.117	14,986,487.50	14,985,050.00	14,987,400.00	14,984,445.00	09/24/2020
912828T34	25941/B-8577	US TREASURY NOTE	10,000,000.00	1.125	09/30/2021	0.412	10,058,864.34	10,064,692.50	10,085,200.00	10,089,800.00	03/16/2020
912828YJ3	26130/B-8577	US TREASURY NOTE	3,000,000.00	1.500	09/30/2021	0.120	3,034,337.23	3,037,736.95	3,034,440.00	3,037,020.00	10/01/2020
9127964V8	26190/B-8577	US TREASURY BILL	2,000,000.00	0.090	10/07/2021	0.092	1,998,443.11	0.00	1,998,220.00	0.00	11/23/2020
9127964W6	26191/B-8577	US TREASURY BILL	2,000,000.00	0.097	11/04/2021	0.098	1,998,178.55	0.00	1,997,940.00	0.00	11/23/2020
912828YT1	26192/B-8577	US TREASURY NOTE	2,000,000.00	1.500	11/30/2021	0.104	2,027,825.94	0.00	2,027,500.00	0.00	11/23/2020
9128285V8	26187/B-8577	US TREASURY NOTE	2,000,000.00	2.500	01/15/2022	0.118	2,053,410.96	0.00	2,053,280.00	0.00	11/23/2020
912828Z60	26194/B-8577	US TREASURY NOTE	2,000,000.00	1.375	01/31/2022	0.118	2,029,284.43	0.00	2,028,980.00	0.00	11/24/2020
912828ZA1	26195/B-8577	US TREASURY NOTE	2,000,000.00	1.125	02/28/2022	0.124	2,024,928.15	0.00	2,025,460.00	0.00	11/24/2020
3133ELSN5	25953/B-8577	FFCB NOTE	12,000,000.00	0.700	03/11/2022	0.708	11,998,737.19	11,998,654.84	12,079,320.00	12,083,400.00	03/16/2020
9128286H8	26119/B-8577	US TREASURY NOTE	10,000,000.00	2.375	03/15/2022	0.137	10,287,939.36	10,306,357.66	10,289,100.00	10,304,700.00	09/24/2020
912828J76	26196/B-8577	US TREASURY NOTE	2,000,000.00	1.750	03/31/2022	0.129	2,043,050.53	0.00	2,042,960.00	0.00	11/24/2020
912828WZ9	26197/B-8577	US TREASURY NOTE	2,000,000.00	1.750	04/30/2022	0.135	2,045,629.79	0.00	2,046,260.00	0.00	11/24/2020
912828XR6	26198/B-8577	US TREASURY NOTE	2,000,000.00	1.750	05/31/2022	0.143	2,048,055.78	0.00	2,048,760.00	0.00	11/24/2020
912828XW5	26199/B-8577	US TREASURY NOTE	2,000,000.00	1.750	06/30/2022	0.149	2,050,567.01	0.00	2,050,940.00	0.00	11/25/2020
9128282P4	26200/B-8577	US TREASURY NOTE	2,000,000.00	1.875	07/31/2022	0.151	2,057,324.00	0.00	2,057,420.00	0.00	11/25/2020
9128282S8	26204/B-8577	US TREASURY NOTE	2,000,000.00	1.625	08/31/2022	0.149	2,051,469.09	0.00	2,051,640.00	0.00	11/25/2020
912828L57	26202/B-8577	US TREASURY NOTE	2,000,000.00	1.750	09/30/2022	0.154	2,058,304.44	0.00	2,058,900.00	0.00	11/25/2020
912828M49	26203/B-8577	US TREASURY NOTE	2,000,000.00	1.875	10/31/2022	0.156	2,065,686.17	0.00	2,066,020.00	0.00	11/25/2020
<b>Fund</b>	<b>8577 TRA R&amp;R</b>		<b>\$189,689,813.25</b>	<b>0.873</b>		<b>0.460</b>	<b>\$190,648,617.45</b>	<b>\$162,119,713.69</b>	<b>\$190,844,763.25</b>	<b>\$162,354,994.61</b>	
751120DJ2	25112/K-8597	RALEIGH NC REVENUE BON	400,000.00	2.500	02/01/2021	2.150	400,225.87	400,338.80	401,508.00	399,016.00	10/26/2018
587839YC9	24850/K-8597	MERCER CNTY NJ TX-EXMPT	1,000,000.00	2.000	02/01/2021	1.740	1,000,420.36	1,000,630.53	1,002,840.00	1,004,250.00	04/09/2018
789220HQ6	25110/K-8597	SAINT CROIX WI SCH DIST	300,000.00	3.000	03/01/2021	2.143	300,623.08	300,830.77	302,067.00	302,625.00	10/26/2018
557215CP3	25116/K-8597	MADISON CNTY KY GO UNL	150,000.00	2.000	03/01/2021	2.320	149,883.60	149,844.80	150,564.00	150,696.00	10/29/2018
791400WF7	24847/K-8597	ST LOUIS CNTY TAX EXMPT	1,000,000.00	2.250	03/01/2021	1.780	1,001,139.48	1,001,519.31	1,005,160.00	1,006,410.00	04/10/2018
862335PNO	24869/K-8597	CITY OF STOUGHTON WI G	525,000.00	2.000	04/01/2021	1.948	525,084.20	525,105.25	527,934.75	528,512.25	04/26/2018
602369AM2	25114/K-8597	MILWAUKEE WI TECH CLG (	300,000.00	2.000	06/01/2021	2.203	299,705.24	299,656.11	302,682.00	302,814.00	11/15/2018
8828542S0	26091/K-8597	TEXAS ST WATER DEV BRD	1,000,000.00	3.000	08/01/2021	0.361	1,017,544.63	1,019,737.71	1,018,980.00	1,020,460.00	06/02/2020
194475VS5	26156/K-8597	COLLEGE STATION ISD TX I	2,140,000.00	5.000	08/15/2021	0.151	2,213,152.53	2,221,792.60	2,212,139.40	2,220,506.80	10/29/2020
46256QGH3	25115/K-8597	IOWA ST BRD REGENTS HO	375,000.00	1.250	09/01/2021	2.090	372,717.18	372,463.54	377,681.25	377,898.75	10/26/2018
937785RU9	25429/K-8597	WASHINGTON CO MN GO	2,500,000.00	2.125	02/01/2022C	1.953	2,500,019.84	2,500,443.24	2,500,125.00	2,503,650.00	04/16/2019
208418S61	26160/K-8597	CONROE ISD TX UT GO	2,430,000.00	4.000	02/15/2022	0.171	2,542,006.29	0.00	2,540,103.30	0.00	11/17/2020
899525UB3	25893/K-8597	TULSA OK ISD #1 UT GO	1,400,000.00	2.000	03/01/2022	0.948	1,418,157.24	1,419,367.73	1,428,854.00	1,430,730.00	03/17/2020
519064BV0	26162/K-8597	LAURENS CO SCH DIST GA I	750,000.00	4.000	03/01/2022	0.301	784,586.48	0.00	784,807.50	0.00	11/17/2020
121638EZ9	25474/K-8597	BURLINGTON CO NJ GO	80,000.00	2.000	05/01/2022	1.627	80,407.62	80,431.60	81,926.40	81,975.20	05/10/2019
395468LP4	26037/K-8597	GREENSBORO NC ENTERPR	1,915,000.00	3.000	06/01/2022	0.220	1,994,637.59	1,999,061.90	1,997,191.80	1,999,891.95	06/25/2020

# Book Value & Market Value Report



Run Date: 3/25/2021 9:47:35PM

As Of Date: 11/30/2020

HARRIS COUNTY

CUSIP	Item Agency-Fund	Security Title	Par/Face Amount	Coupon Rate	Maty Date	Bond Eq Y @ Cost	Book Value 11/30/2020	Book Value 10/31/2020	Market Value 11/30/2020	Market Value 10/31/2020	Purchase Date
791230WG6	26159/K-8597	ST LOUIS CO. MN UT GO	1,075,000.00	2.000	12/01/2022	0.210	1,113,378.36	0.00	1,114,764.25	0.00	11/05/2020
<b>Fund</b>	<b>8597 TRA SR LN REV&amp;REF 2018A REV</b>		<b>\$17,340,000.00</b>	<b>2.950</b>		<b>0.931</b>	<b>\$17,713,689.59</b>	<b>\$13,291,223.89</b>	<b>\$17,749,328.65</b>	<b>\$13,329,435.95</b>	
	24542/C-9990	LONE STAR - POOL	31,302.04	0.138	12/01/2020	0.138	31,302.04	31,298.50	31,302.04	31,298.50	09/11/2017
	24544/C-9990	LOGIC - POOL	29,639.78	0.160	12/01/2020	0.160	29,639.78	29,635.89	29,639.78	29,635.89	09/11/2017
9127962F5	26143/C-9990	US TREASURY BILL	3,500,000.00	0.100	03/25/2021	0.101	3,498,891.67	3,498,600.00	3,498,950.00	3,498,677.00	10/14/2020
<b>Fund</b>	<b>9990 Constitutional Debt Service Fund</b>		<b>\$3,560,941.82</b>	<b>0.101</b>		<b>0.102</b>	<b>\$3,559,833.49</b>	<b>\$3,559,534.39</b>	<b>\$3,559,891.82</b>	<b>\$3,559,611.39</b>	
	25971/C-9991	LONE STAR - POOL	10,107,313.63	0.138	12/01/2020	0.138	10,107,313.63	10,106,170.47	10,107,313.63	10,106,170.47	03/31/2020
	24560/C-9991	LOGIC - POOL	20,024,532.83	0.159	12/01/2020	0.159	20,024,532.83	20,021,913.83	20,024,532.83	20,021,913.83	09/19/2017
	24561/C-9991	TX CLASS - POOL	6,058,889.31	0.148	12/01/2020	0.148	6,058,889.31	6,058,151.38	6,058,889.31	6,058,151.38	09/19/2017
912796TU3	25882/C-9991	US TREASURY BILL	50,000,000.00	1.404	12/03/2020	1.436	49,996,100.69	49,937,611.11	50,000,000.00	49,996,600.00	02/13/2020
30229AM48	25958/C-9991	XON - DISC CP	50,000,000.00	2.000	12/04/2020	2.051	49,991,666.67	49,908,333.33	49,999,416.50	49,994,950.00	03/19/2020
3130AJ4L0	25877/C-9991	FHLB NOTE	50,000,000.00	1.500	01/07/2021	1.510	49,999,525.45	49,999,130.00	50,070,500.00	50,127,000.00	02/07/2020
912796UC1	25888/C-9991	US TREASURY BILL	50,000,000.00	1.435	01/28/2021	1.470	49,884,402.78	49,824,611.11	49,993,000.00	49,988,600.00	02/18/2020
912828N89	25847/C-9991	US TREASURY NOTE	50,000,000.00	1.375	01/31/2021	1.565	49,984,348.82	49,976,651.52	50,102,500.00	50,148,500.00	01/24/2020
912828N89	25886/C-9991	US TREASURY NOTE	50,000,000.00	1.375	01/31/2021	1.523	49,987,815.16	49,981,822.62	50,102,500.00	50,148,500.00	02/14/2020
3133ELNT7	25889/C-9991	FFCB NOTE	50,000,000.00	1.500	02/24/2021	1.514	49,998,386.11	49,997,802.78	50,156,500.00	50,219,000.00	02/24/2020
912828P87	25887/C-9991	US TREASURY NOTE	50,000,000.00	1.125	02/28/2021	1.516	49,952,883.43	49,937,001.44	50,120,000.00	50,168,000.00	02/14/2020
64990AJF3	25172/C-9991	NY ST DORM REV BONDS	5,000,000.00	2.550	03/15/2021	2.916	4,994,902.09	4,993,431.53	5,028,300.00	5,036,750.00	12/10/2018
64990AKR5	24970/C-9991	NY ST DORM AUTH SALES T	10,000,000.00	2.850	03/15/2021	2.850	10,000,000.00	10,000,000.00	10,065,100.00	10,084,500.00	07/19/2018
9127962F5	26057/C-9991	US TREASURY BILL	50,000,000.00	0.145	03/25/2021	0.147	49,977,041.67	49,971,000.00	49,985,000.00	49,981,100.00	07/09/2020
912828Q37	25890/C-9991	US TREASURY NOTE	50,000,000.00	1.250	03/31/2021	1.491	49,960,841.52	49,951,051.90	50,195,500.00	50,222,500.00	02/18/2020
677522S96	25739/C-9991	STATE OF OHIO UT GO	3,260,000.00	1.750	05/01/2021	1.750	3,260,000.00	3,260,000.00	3,279,690.40	3,285,428.00	11/20/2019
885205MA9	25291/C-9991	THORNAPPLE KELLOG MI SC	900,000.00	2.900	05/01/2021	2.900	900,000.00	900,000.00	908,937.00	910,926.00	02/20/2019
88213APC3	25584/C-9991	TEXAS A&M UNIV REVS	3,500,000.00	1.964	05/15/2021	1.964	3,500,000.00	3,500,000.00	3,528,070.00	3,532,200.00	08/14/2019
9127962Y4	26065/C-9991	US TREASURY BILL	50,000,000.00	0.124	05/20/2021	0.126	49,970,722.22	49,965,555.55	49,979,000.00	49,971,600.00	07/28/2020
9127962Y4	26184/C-9991	US TREASURY BILL	50,000,000.00	0.081	05/20/2021	0.082	49,980,875.00	0.00	49,979,000.00	0.00	11/20/2020
880461L97	25927/C-9991	TENNESSEE HSG DEV AGY F	610,000.00	1.399	07/01/2021	1.399	610,000.00	610,000.00	612,330.20	612,104.50	03/25/2020
912828T34	25938/C-9991	US TREASURY NOTE	50,000,000.00	1.125	09/30/2021	0.412	50,294,321.71	50,323,462.48	50,426,000.00	50,449,000.00	03/16/2020
235241TK2	26165/C-9991	DALLAS AREA RAPID TRANS	765,000.00	0.945	12/01/2021	0.945	765,000.00	765,000.00	770,163.75	770,446.80	03/26/2020
235241VD5	26171/C-9991	DALLAS AREA RAPID TRANS	1,450,000.00	0.297	12/01/2021	0.297	1,450,000.00	0.00	1,450,435.00	0.00	11/18/2020
8648136T2	25689/C-9991	SUFFOLK VA UT GO	2,670,000.00	1.905	02/01/2022	1.905	2,670,000.00	2,670,000.00	2,722,972.80	2,725,562.70	10/17/2019
882806HD7	26060/C-9991	TEXAS TECH UNIV REV	2,000,000.00	0.505	02/15/2022	0.505	2,000,000.00	2,000,000.00	2,002,680.00	2,000,200.00	07/29/2020
59164GEK4	25779/C-9991	METRO WSTWTR RECL DIS	2,510,000.00	1.843	04/01/2022	1.843	2,510,000.00	2,510,000.00	2,563,714.00	2,563,663.80	12/10/2019
3130AJES4	25932/C-9991	FHLB NOTE	50,000,000.00	0.735	03/16/2023	0.735	50,000,000.00	50,000,000.00	50,547,000.00	50,537,500.00	03/16/2020
<b>Fund</b>	<b>9991 COUNTY GENERAL</b>		<b>\$768,855,735.77</b>	<b>1.084</b>		<b>1.113</b>	<b>\$768,829,569.09</b>	<b>\$717,168,701.05</b>	<b>\$770,779,045.42</b>	<b>\$719,660,867.48</b>	
	25141/F-9992	TX CLASS - POOL	1,500,369.47	0.141	12/01/2020	0.141	1,500,369.47	100,116.35	1,500,369.47	100,116.35	11/19/2018

# Book Value & Market Value Report



Run Date: 3/25/2021 9:47:35PM

As Of Date: 11/30/2020

HARRIS COUNTY

CUSIP	Item Agency-Fund	Security Title	Par/Face Amount	Coupon Rate	Maty Date	Bond Eq Y @ Cost	Book Value 11/30/2020	Book Value 10/31/2020	Market Value 11/30/2020	Market Value 10/31/2020	Purchase Date
64971QTX1	24533/F-9992	LOGIC - POOL	1,600,651.62	0.153	12/01/2020	0.153	1,600,651.62	183,400.01	1,600,651.62	183,400.01	08/17/2017
	25148/F-9992	NEW YORK CITY NY REVENI	3,000,000.00	2.350	05/01/2021	3.019	2,991,992.57	2,990,391.09	3,024,150.00	3,028,710.00	11/26/2018
<b>Fund</b>	<b>9992</b>	<b>FLD CONTROL GENERAL</b>	<b>\$6,101,021.09</b>	<b>1.230</b>		<b>1.559</b>	<b>\$6,093,013.66</b>	<b>\$3,273,907.45</b>	<b>\$6,125,171.09</b>	<b>\$3,312,226.36</b>	
9127962F5	26144/C-9994	US TREASURY BILL	14,700,000.00	0.100	03/25/2021	0.101	14,695,345.00	14,694,120.00	14,695,590.00	14,694,443.40	10/14/2020
9127964L0	26147/C-9994	US TREASURY BILL	49,500,000.00	0.113	09/09/2021	0.115	49,456,075.19	49,451,402.34	49,458,420.00	49,448,668.50	10/14/2020
<b>Fund</b>	<b>9994</b>	<b>Road Debt Service Fund</b>	<b>\$64,200,000.00</b>	<b>0.110</b>		<b>0.112</b>	<b>\$64,151,420.19</b>	<b>\$64,145,522.34</b>	<b>\$64,154,010.00</b>	<b>\$64,143,111.90</b>	
<b>Grand Totals</b>			<b>\$3,609,207,568.06</b>	<b>0.644</b>		<b>0.535</b>	<b>\$3,612,705,190.25</b>	<b>\$2,554,446,101.31</b>	<b>\$3,618,138,567.14</b>	<b>\$2,560,899,240.32</b>	



# Book Value & Market Value Report



Run Date: 3/25/2021 9:57:11PM

As Of Date: 11/30/2020

## COUNTY & DISTRICT CLERK REGISTRY

CUSIP	Item Agency-Fund	Security Title	Par/Face Amount	Coupon Rate	Maty Date	Bond Eq Y @ Cost	Book Value 11/30/2020	Book Value 10/31/2020	Market Value 11/30/2020	Market Value 10/31/2020	Purchase Date
T113020	10288/T-4005	MMF - DIST CLERK (CADEN	31,972,356.32	0.010	12/01/2020	0.010	31,972,356.32	0.00	31,972,356.32	0.00	11/30/2020
<b>Fund</b>	<b>4005 DISTRICT CLERK MMF</b>		<b>\$31,972,356.32</b>	<b>0.010</b>		<b>0.010</b>	<b>\$31,972,356.32</b>	<b>\$0.00</b>	<b>\$31,972,356.32</b>	<b>\$0.00</b>	
U113020	10289/U-4006	MMF - CO CLERK (CADENCE	12,180,690.22	0.010	12/01/2020	0.010	12,180,690.22	0.00	12,180,690.22	0.00	11/30/2020
<b>Fund</b>	<b>4006 MMF-COCLRK</b>		<b>\$12,180,690.22</b>	<b>0.010</b>		<b>0.010</b>	<b>\$12,180,690.22</b>	<b>\$0.00</b>	<b>\$12,180,690.22</b>	<b>\$0.00</b>	
	23956/T-5944	LONE STAR - POOL	7,734,867.98	0.138	12/01/2020	0.138	7,734,867.98	7,733,993.15	7,734,867.98	7,733,993.15	06/17/2016
	23961/T-5944	LOGIC - POOL	20,872,382.37	0.159	12/01/2020	0.159	20,872,382.37	20,869,652.46	20,872,382.37	20,869,652.46	06/29/2016
	25587/T-5944	TX CLASS (GOV) - POOL	13,034,177.53	0.119	12/01/2020	0.119	13,034,177.53	13,032,898.01	13,034,177.53	13,032,898.01	08/13/2019
30229AM48	25952/T-5944	XON - DISC CP	10,000,000.00	1.400	12/04/2020	1.431	9,998,833.33	9,987,166.67	9,999,883.30	9,998,990.00	03/17/2020
912796UC1	26049/T-5944	US TREASURY BILL	7,000,000.00	0.145	01/28/2021	0.147	6,998,364.72	6,997,518.89	6,999,020.00	6,998,404.00	07/01/2020
912796A25	26167/T-5944	US TREASURY BILL	5,000,000.00	0.095	05/13/2021	0.096	4,997,849.31	0.00	4,998,000.00	0.00	11/13/2020
9127964B2	26166/T-5944	US TREASURY BILL	5,000,000.00	0.085	08/12/2021	0.086	4,997,001.39	0.00	4,996,900.00	0.00	11/13/2020
9127964V8	261630/T-5944	US TREASURY BILL	13,000,000.00	0.119	10/07/2021	0.120	12,986,724.09	12,985,439.32	12,988,430.00	12,984,699.00	10/26/2020
<b>Fund</b>	<b>5944 DISTRICT CLERK</b>		<b>\$81,641,427.88</b>	<b>0.287</b>		<b>0.291</b>	<b>\$81,620,200.72</b>	<b>\$71,606,668.50</b>	<b>\$81,623,661.18</b>	<b>\$71,618,636.62</b>	
	23112/U-5945	LOGIC - POOL	7,609,063.02	0.159	12/01/2020	0.159	7,609,063.02	7,608,067.83	7,609,063.02	7,608,067.83	01/15/2014
	23113/U-5945	LONE STAR - POOL	4,772,299.74	0.138	12/01/2020	0.138	4,772,299.74	4,771,759.98	4,772,299.74	4,771,759.98	01/15/2014
	23266/U-5945	TX CLASS - POOL	4,166,211.10	0.148	12/01/2020	0.148	4,166,211.10	4,165,703.68	4,166,211.10	4,165,703.68	05/30/2014
	25601/U-5945	TX CLASS (GOV) - POOL	1,051,188.85	0.119	12/01/2020	0.119	1,051,188.85	1,051,085.64	1,051,188.85	1,051,085.64	07/31/2019
912796TY5	26068/U-5945	US TREASURY BILL	5,000,000.00	0.115	12/31/2020	0.117	4,999,520.83	4,999,041.67	4,999,650.00	4,999,260.00	07/29/2020
912796A82	26090/U-5945	US TREASURY BILL	2,000,000.00	0.110	01/26/2021	0.112	1,999,657.78	1,999,474.45	1,999,720.00	1,999,346.00	09/11/2020
912796B99	26094/U-5945	US TREASURY BILL	5,000,000.00	0.102	02/23/2021	0.103	4,998,810.00	4,998,385.00	4,999,200.00	4,998,560.00	09/22/2020
9127962F5	26123/U-5945	US TREASURY BILL	4,000,000.00	0.097	03/25/2021	0.098	3,998,773.87	3,998,451.20	3,998,800.00	3,998,488.00	10/01/2020
<b>Fund</b>	<b>5945 COUNTY CLERK</b>		<b>\$33,598,762.71</b>	<b>0.128</b>		<b>0.129</b>	<b>\$33,595,525.19</b>	<b>\$33,591,969.45</b>	<b>\$33,596,132.71</b>	<b>\$33,592,271.13</b>	
<b>Grand Totals</b>			<b>\$159,393,237.13</b>	<b>0.177</b>		<b>0.179</b>	<b>\$159,368,772.45</b>	<b>\$105,198,637.95</b>	<b>\$159,372,840.43</b>	<b>\$105,210,907.75</b>	

# Book Value & Market Value Report



Run Date: 3/25/2021 10:00:08PM

As Of Date: 11/30/2020

911 EMERGENCY NETWORK; COMM SUPERVISION & CORR; HOSPITAL DIST; JUV PROBATION; SPORTS & CONVENTION CORP; & SPORTS AUTHORITY

CUSIP	Item Agency-Fund	Security Title	Par/Face Amount	Coupon Rate	Maty Date	Bond Eq Y @ Cost	Book Value 11/30/2020	Book Value 10/31/2020	Market Value 11/30/2020	Market Value 10/31/2020	Purchase Date
I113020	10286/I-106	MMF - JUV PROB (CADENCE)	567,509.80	0.010	12/01/2020	0.010	567,509.80	0.00	567,509.80	0.00	11/30/2020
<b>Fund</b>	<b>106</b>	<b>MMF-JUVPROB</b>	<b>\$567,509.80</b>	<b>0.010</b>		<b>0.010</b>	<b>\$567,509.80</b>	<b>\$0.00</b>	<b>\$567,509.80</b>	<b>\$0.00</b>	
H113020	10303/H-1010	MMF - HOSP (AMEGY)	2,185,667.52	0.010	12/01/2020	0.010	2,185,667.52	0.00	2,185,667.52	0.00	11/30/2020
H113020	10304/H-1010	MMF - HOSP (CADENCE)	29,606,915.12	0.010	12/01/2020	0.010	29,606,915.12	0.00	29,606,915.12	0.00	11/30/2020
<b>Fund</b>	<b>1010</b>	<b>MMF - HOSP DIST</b>	<b>\$31,792,582.64</b>	<b>0.010</b>		<b>0.010</b>	<b>\$31,792,582.64</b>	<b>\$0.00</b>	<b>\$31,792,582.64</b>	<b>\$0.00</b>	
D113020	10287/D-1012	MMF - CS&C (CADENCE)	1,126,946.15	0.010	12/01/2020	0.010	1,126,946.15	0.00	1,126,946.15	0.00	11/30/2020
<b>Fund</b>	<b>1012</b>	<b>MMF-COMSUPV CORR</b>	<b>\$1,126,946.15</b>	<b>0.010</b>		<b>0.010</b>	<b>\$1,126,946.15</b>	<b>\$0.00</b>	<b>\$1,126,946.15</b>	<b>\$0.00</b>	
H113020	10274/H-1024	MMF - CHCI (AMEGY)	72,700,071.56	0.010	12/01/2020	0.010	72,700,071.56	0.00	72,700,071.56	0.00	11/30/2020
<b>Fund</b>	<b>1024</b>	<b>MMF-AMEGY CHCI</b>	<b>\$72,700,071.56</b>	<b>0.010</b>		<b>0.010</b>	<b>\$72,700,071.56</b>	<b>\$0.00</b>	<b>\$72,700,071.56</b>	<b>\$0.00</b>	
H113020	10273/H-1026	MMF - CHCTX (AMEGY)	118,813,464.92	0.010	12/01/2020	0.010	118,813,464.92	0.00	118,813,464.92	0.00	11/30/2020
<b>Fund</b>	<b>1026</b>	<b>MMF-AMEGY CHCTX</b>	<b>\$118,813,464.92</b>	<b>0.010</b>		<b>0.010</b>	<b>\$118,813,464.92</b>	<b>\$0.00</b>	<b>\$118,813,464.92</b>	<b>\$0.00</b>	
N113020	10275/N-1027	MMF - 911 EMERG (CADENC)	8,963,671.15	0.010	12/01/2020	0.010	8,963,671.15	0.00	8,963,671.15	0.00	11/30/2020
<b>Fund</b>	<b>1027</b>	<b>MMF - 911 EMERG (CADENCE)</b>	<b>\$8,963,671.15</b>	<b>0.010</b>		<b>0.010</b>	<b>\$8,963,671.15</b>	<b>\$0.00</b>	<b>\$8,963,671.15</b>	<b>\$0.00</b>	
H113020	10302/H-1028	DDA - HOSP (CADENCE)	50,035,546.18	0.150	12/01/2020	0.150	50,035,546.18	0.00	50,035,546.18	0.00	11/30/2020
<b>Fund</b>	<b>1028</b>	<b>DDA - HOSP (CADENCE)</b>	<b>\$50,035,546.18</b>	<b>0.150</b>		<b>0.150</b>	<b>\$50,035,546.18</b>	<b>\$0.00</b>	<b>\$50,035,546.18</b>	<b>\$0.00</b>	
89233GQC3	26086/V-2854	MMF - FICA CASH ACCT	3,160,744.02	0.095	12/01/2020	0.095	3,160,744.02	645.30	3,160,744.02	645.30	08/13/2020
89233GQC3	26155/V-2854	TMCC DISC CP	8,243,000.00	0.210	03/12/2021	0.213	8,238,143.50	8,236,700.98	8,238,837.29	8,238,499.32	10/16/2020
<b>Fund</b>	<b>2854</b>	<b>HSA 2001H JL DS RES</b>	<b>\$11,403,744.02</b>	<b>0.178</b>		<b>0.180</b>	<b>\$11,398,887.52</b>	<b>\$8,237,346.28</b>	<b>\$11,399,581.31</b>	<b>\$8,239,144.62</b>	
89233GQC3	26168/W-3128	LOGIC - POOL	10,602,816.09	0.157	12/01/2020	0.157	10,602,816.09	3,601,795.61	10,602,816.09	3,601,795.61	09/17/2020
89233GQC3	26153/W-3128	TMCC DISC CP	5,987,000.00	0.210	03/12/2021	0.213	5,983,472.66	5,982,424.93	5,983,976.57	5,983,731.10	10/15/2020
<b>Fund</b>	<b>3128</b>	<b>HSA-OPERATING</b>	<b>\$16,589,816.09</b>	<b>0.176</b>		<b>0.177</b>	<b>\$16,586,288.75</b>	<b>\$9,584,220.54</b>	<b>\$16,586,792.66</b>	<b>\$9,585,526.71</b>	
W113020	100209/W-4010	MMF - HSA-AMEGY W3128 (	1,121,236.41	0.010	12/01/2020	0.010	1,121,236.41	0.00	1,121,236.41	0.00	11/30/2020
<b>Fund</b>	<b>4010</b>	<b>HSA-Amegy Operation MMF</b>	<b>\$1,121,236.41</b>	<b>0.010</b>		<b>0.010</b>	<b>\$1,121,236.41</b>	<b>\$0.00</b>	<b>\$1,121,236.41</b>	<b>\$0.00</b>	
W113020	100211/W-4011	MMF - HSA-AMEGY W3930 F	354,839.57	0.010	12/01/2020	0.010	354,839.57	0.00	354,839.57	0.00	11/30/2020
<b>Fund</b>	<b>4011</b>	<b>HSA-Amegy Mktg &amp; Sports Events</b>	<b>\$354,839.57</b>	<b>0.010</b>		<b>0.010</b>	<b>\$354,839.57</b>	<b>\$0.00</b>	<b>\$354,839.57</b>	<b>\$0.00</b>	
V113020	100213/V-4023	MMF - HSA-UMB TRUST (MV	276,069.97	0.020	12/01/2020	0.020	276,069.97	0.00	276,069.97	0.00	11/30/2020
<b>Fund</b>	<b>4023</b>	<b>HSA-UMB Trust MMF</b>	<b>\$276,069.97</b>	<b>0.020</b>		<b>0.020</b>	<b>\$276,069.97</b>	<b>\$0.00</b>	<b>\$276,069.97</b>	<b>\$0.00</b>	

# Book Value & Market Value Report



Run Date: 3/25/2021 10:00:08PM

As Of Date: 11/30/2020

911 EMERGENCY NETWORK; COMM SUPERVISION & CORR; HOSPITAL DIST; JUV PROBATION; SPORTS & CONVENTION CORP; & SPORTS AUTHORITY

CUSIP	Item Agency-Fund	Security Title	Par/Face Amount	Coupon Rate	Maty Date	Bond Eq Y @ Cost	Book Value 11/30/2020	Book Value 10/31/2020	Market Value 11/30/2020	Market Value 10/31/2020	Purchase Date
V113020	100214/V-4024	MMF - HSA-UMB DEBT SVC	4,812,583.51	0.020	12/01/2020	0.020	4,812,583.51	0.00	4,812,583.51	0.00	11/30/2020
<b>Fund</b>	<b>4024</b>	<b>HSA-UMB DS MMF</b>	<b>\$4,812,583.51</b>	<b>0.020</b>		<b>0.020</b>	<b>\$4,812,583.51</b>	<b>\$0.00</b>	<b>\$4,812,583.51</b>	<b>\$0.00</b>	
V113020	100216/V-4025	MMF - HSA-ZIONS TRUST (F	2,737.60	0.010	12/01/2020	0.010	2,737.60	0.00	2,737.60	0.00	11/30/2020
<b>Fund</b>	<b>4025</b>	<b>HSA-Zions Trust MMF</b>	<b>\$2,737.60</b>	<b>0.010</b>		<b>0.010</b>	<b>\$2,737.60</b>	<b>\$0.00</b>	<b>\$2,737.60</b>	<b>\$0.00</b>	
V113020	100215/V-4026	MMF - HSA-ZIONS DEBT SVI	1,169,960.79	0.010	12/01/2020	0.010	1,169,960.79	0.00	1,169,960.79	0.00	11/30/2020
<b>Fund</b>	<b>4026</b>	<b>HSA-Zions DS MMF</b>	<b>\$1,169,960.79</b>	<b>0.010</b>		<b>0.010</b>	<b>\$1,169,960.79</b>	<b>\$0.00</b>	<b>\$1,169,960.79</b>	<b>\$0.00</b>	
V113020	100212/V-4027	MMF - HSA-BNYM DEBT SVC	9,858.17	0.020	12/01/2020	0.020	9,858.17	0.00	9,858.17	0.00	11/30/2020
<b>Fund</b>	<b>4027</b>	<b>HSA-BNYM DS MMF</b>	<b>\$9,858.17</b>	<b>0.020</b>		<b>0.020</b>	<b>\$9,858.17</b>	<b>\$0.00</b>	<b>\$9,858.17</b>	<b>\$0.00</b>	
W113020	100210/W-4030	MMF - Amegy Astros ARR	2,561.85	0.010	12/01/2020	0.010	2,561.85	0.00	2,561.85	0.00	11/30/2020
<b>Fund</b>	<b>4030</b>	<b>HSA-Amegy Astros ARR</b>	<b>\$2,561.85</b>	<b>0.010</b>		<b>0.010</b>	<b>\$2,561.85</b>	<b>\$0.00</b>	<b>\$2,561.85</b>	<b>\$0.00</b>	
I113020	10298/I-5109	DDA - JUVPROB (CADENCE)	2,809,136.06	0.150	12/01/2020	0.150	2,809,136.06	0.00	2,809,136.06	0.00	11/30/2020
<b>Fund</b>	<b>5109</b>	<b>DDA-JUV PROB</b>	<b>\$2,809,136.06</b>	<b>0.150</b>		<b>0.150</b>	<b>\$2,809,136.06</b>	<b>\$0.00</b>	<b>\$2,809,136.06</b>	<b>\$0.00</b>	
D113020	10299/D-5110	DDA - CS&C (CADENCE)	4,000,486.24	0.150	12/01/2020	0.150	4,000,486.24	0.00	4,000,486.24	0.00	11/30/2020
<b>Fund</b>	<b>5110</b>	<b>DDA-CS&amp;C</b>	<b>\$4,000,486.24</b>	<b>0.150</b>		<b>0.150</b>	<b>\$4,000,486.24</b>	<b>\$0.00</b>	<b>\$4,000,486.24</b>	<b>\$0.00</b>	
N113020	10301/N-5112	DDA - 911 EMERG (CADENC	5,000,000.00	0.150	12/01/2020	0.150	5,000,000.00	0.00	5,000,000.00	0.00	11/30/2020
<b>Fund</b>	<b>5112</b>	<b>DDA - 911 EMERG (CADENCE)</b>	<b>\$5,000,000.00</b>	<b>0.150</b>		<b>0.150</b>	<b>\$5,000,000.00</b>	<b>\$0.00</b>	<b>\$5,000,000.00</b>	<b>\$0.00</b>	
9127964W6	26169/N-5910	US TREASURY BILL	10,000,000.00	0.115	11/04/2021	0.117	9,989,202.78	0.00	9,989,700.00	0.00	11/16/2020
<b>Fund</b>	<b>5910</b>	<b>911 EMERGENCY NETWRK</b>	<b>\$10,000,000.00</b>	<b>0.115</b>		<b>0.117</b>	<b>\$9,989,202.78</b>	<b>\$0.00</b>	<b>\$9,989,700.00</b>	<b>\$0.00</b>	
912828N89	25176/V-7905	US TREASURY NOTE	2,273,000.00	1.375	01/31/2021	2.746	2,267,983.53	2,265,516.41	2,277,659.65	2,279,750.81	12/07/2018
89233GQC3	26148/V-7905	TMCC DISC CP	1,730,000.00	0.210	03/12/2021	0.213	1,728,980.74	1,728,677.99	1,729,126.35	1,729,055.42	10/15/2020
<b>Fund</b>	<b>7905</b>	<b>HSA 2014 TOYOTA CENTER DS RES</b>	<b>\$4,003,000.00</b>	<b>0.872</b>		<b>1.651</b>	<b>\$3,996,964.27</b>	<b>\$3,994,194.40</b>	<b>\$4,006,786.00</b>	<b>\$4,008,806.23</b>	
	26185/V-7906	MMF - FICA CASH ACCT	9,545,298.12	0.095	12/01/2020	0.095	9,545,298.12	0.00	9,545,298.12	0.00	11/19/2020
<b>Fund</b>	<b>7906</b>	<b>HSA DEBT REPAYMENT ACCT</b>	<b>\$9,545,298.12</b>	<b>0.095</b>		<b>0.095</b>	<b>\$9,545,298.12</b>	<b>\$0.00</b>	<b>\$9,545,298.12</b>	<b>\$0.00</b>	
89233GP91	26134/V-7907	TMCC DISC CP	2,190,000.00	0.200	02/09/2021	0.203	2,189,148.33	2,188,783.33	2,189,318.67	2,189,148.09	10/05/2020
<b>Fund</b>	<b>7907</b>	<b>HSA SERIES 2001G DS RES</b>	<b>\$2,190,000.00</b>	<b>0.200</b>		<b>0.203</b>	<b>\$2,189,148.33</b>	<b>\$2,188,783.33</b>	<b>\$2,189,318.67</b>	<b>\$2,189,148.09</b>	
89233GQC3	26151/V-7909	TMCC DISC CP	6,125,000.00	0.210	03/12/2021	0.213	6,121,391.35	6,120,319.48	6,121,906.88	6,121,655.75	10/15/2020
<b>Fund</b>	<b>7909</b>	<b>HSA SERIES 2014C DS RES</b>	<b>\$6,125,000.00</b>	<b>0.210</b>		<b>0.213</b>	<b>\$6,121,391.35</b>	<b>\$6,120,319.48</b>	<b>\$6,121,906.88</b>	<b>\$6,121,655.75</b>	

# Book Value & Market Value Report



Run Date: 3/25/2021 10:00:08PM

As Of Date: 11/30/2020

911 EMERGENCY NETWORK; COMM SUPERVISION & CORR; HOSPITAL DIST; JUV PROBATION; SPORTS & CONVENTION CORP; & SPORTS AUTHORITY

CUSIP	Item Agency-Fund	Security Title	Par/Face Amount	Coupon Rate	Maty Date	Bond Eq Y @ Cost	Book Value 11/30/2020	Book Value 10/31/2020	Market Value 11/30/2020	Market Value 10/31/2020	Purchase Date
89233GT14	26136/V-7910	TMCC DISC CP	5,980,000.00	0.250	06/01/2021	0.254	5,972,441.94	5,971,196.11	5,973,348.92	5,973,661.20	10/05/2020
<b>Fund</b>	<b>7910 HSA SERIES 2014 NRG DS RES</b>		<b>\$5,980,000.00</b>	<b>0.250</b>		<b>0.254</b>	<b>\$5,972,441.94</b>	<b>\$5,971,196.11</b>	<b>\$5,973,348.92</b>	<b>\$5,973,661.20</b>	
89233GQK5	26179/V-8500	TMCC DISC CP	3,500,000.00	0.170	03/19/2021	0.172	3,498,215.00	0.00	3,498,110.00	0.00	11/19/2020
<b>Fund</b>	<b>8500 HSA PLEDGED REV</b>		<b>\$3,500,000.00</b>	<b>0.170</b>		<b>0.172</b>	<b>\$3,498,215.00</b>	<b>\$0.00</b>	<b>\$3,498,110.00</b>	<b>\$0.00</b>	
89233GQC3	26149/V-8507	TMCC DISC CP	2,500,000.00	0.210	03/12/2021	0.213	2,498,527.09	2,498,089.59	2,498,737.50	2,498,635.00	10/15/2020
<b>Fund</b>	<b>8507 HSA Astros Renewal &amp; Replacement</b>		<b>\$2,500,000.00</b>	<b>0.210</b>		<b>0.213</b>	<b>\$2,498,527.09</b>	<b>\$2,498,089.59</b>	<b>\$2,498,737.50</b>	<b>\$2,498,635.00</b>	
89233GS64	26137/V-8546	TMCC DISC CP	8,100,000.00	0.250	05/06/2021	0.250	8,091,225.00	8,089,537.50	8,093,331.03	8,092,467.00	10/05/2020
<b>Fund</b>	<b>8546 HSA NRG SURPLUS</b>		<b>\$8,100,000.00</b>	<b>0.250</b>		<b>0.250</b>	<b>\$8,091,225.00</b>	<b>\$8,089,537.50</b>	<b>\$8,093,331.03</b>	<b>\$8,092,467.00</b>	
	26186/V-8547	MMF - FICA CASH ACCT	7,105,221.91	0.095	12/01/2020	0.095	7,105,221.91	0.00	7,105,221.91	0.00	11/19/2020
89233GQX7	26135/V-8547	TMCC DISC CP	2,900,000.00	0.250	03/31/2021	0.254	2,897,583.34	2,896,979.17	2,898,163.34	2,898,187.50	10/05/2020
<b>Fund</b>	<b>8547 HSA NATIONAL INSURED BONDS DSR</b>		<b>\$10,005,221.91</b>	<b>0.140</b>		<b>0.141</b>	<b>\$10,002,805.25</b>	<b>\$2,896,979.17</b>	<b>\$10,003,385.25</b>	<b>\$2,898,187.50</b>	
	26085/V-8550	MMF - FICA CASH ACCT	0.00	0.036	12/01/2020	0.036	0.00	12.69	0.00	12.69	08/13/2020
<b>Fund</b>	<b>8550 HSA SERIES 2014A SR LIEN INTERES</b>		<b>\$0.00</b>				<b>\$0.00</b>	<b>\$12.69</b>	<b>\$0.00</b>	<b>\$12.69</b>	
	26087/V-8551	MMF - FICA CASH ACCT	0.00	0.145	12/01/2020	0.145	0.00	139.63	0.00	139.63	08/13/2020
<b>Fund</b>	<b>8551 HSA SERIES 2014B SR LIEN PRINCIP</b>		<b>\$0.00</b>				<b>\$0.00</b>	<b>\$139.63</b>	<b>\$0.00</b>	<b>\$139.63</b>	
	25985/H-9902	TX CLASS - POOL	199,867,432.57	0.148	12/01/2020	0.148	199,867,432.57	209,843,047.73	199,867,432.57	209,843,047.73	04/28/2020
	25986/H-9902	TX CLASS (GOV) - POOL	72,663,892.21	0.120	12/01/2020	0.120	72,663,892.21	97,655,295.62	72,663,892.21	97,655,295.62	04/28/2020
	26089/H-9902	LONE STAR (CORP PLUS) - I	0.00	0.219	12/01/2020	0.219	0.00	0.00	0.00	0.00	08/05/2020
	26133/H-9902	LONE STAR (CORP) - POOL	300,202,696.30	0.138	12/01/2020	0.138	300,202,696.30	350,165,899.87	300,202,696.30	350,165,899.87	09/24/2020
<b>Fund</b>	<b>9902 HOSP DIST GENERAL</b>		<b>\$572,734,021.08</b>	<b>0.139</b>		<b>0.139</b>	<b>\$572,734,021.08</b>	<b>\$657,664,243.22</b>	<b>\$572,734,021.08</b>	<b>\$657,664,243.22</b>	
	26029/H-9906	TX CLASS - POOL	871,564.45	0.148	12/01/2020	0.148	871,564.45	871,458.29	871,564.45	871,458.29	05/22/2020
<b>Fund</b>	<b>9906 HOSP DIST SPFC</b>		<b>\$871,564.45</b>	<b>0.148</b>		<b>0.148</b>	<b>\$871,564.45</b>	<b>\$871,458.29</b>	<b>\$871,564.45</b>	<b>\$871,458.29</b>	
H052820	26025/H-9907	CD - AMEGY	1,969,545.70	0.040	05/28/2021	0.040	1,969,545.70	1,969,545.70	1,969,545.70	1,969,545.70	05/28/2020
H061820	26043/H-9907	CD - AMEGY	400,000.00	0.040	06/18/2021	0.040	400,000.00	400,000.00	400,000.00	400,000.00	06/18/2020
H061820	26044/H-9907	CD - AMEGY	455,512.00	0.040	06/18/2021	0.040	455,512.00	455,512.00	455,512.00	455,512.00	06/18/2020
H061820	26045/H-9907	CD - AMEGY	500,000.00	0.040	06/18/2021	0.040	500,000.00	500,000.00	500,000.00	500,000.00	06/18/2020
<b>Fund</b>	<b>9907 COMM.HEALTH CHOICE, INC.</b>		<b>\$3,325,057.70</b>	<b>0.040</b>		<b>0.040</b>	<b>\$3,325,057.70</b>	<b>\$3,325,057.70</b>	<b>\$3,325,057.70</b>	<b>\$3,325,057.70</b>	
	25995/H-9917	TX CLASS - POOL	6,011,603.86	0.148	12/01/2020	0.148	6,011,603.86	6,010,871.70	6,011,603.86	6,010,871.70	05/15/2020
<b>Fund</b>	<b>9917 HOSP DIST SERIES 2010 D/S</b>		<b>\$6,011,603.86</b>	<b>0.148</b>		<b>0.148</b>	<b>\$6,011,603.86</b>	<b>\$6,010,871.70</b>	<b>\$6,011,603.86</b>	<b>\$6,010,871.70</b>	

# Book Value & Market Value Report



Run Date: 3/25/2021 10:00:08PM

As Of Date: 11/30/2020

911 EMERGENCY NETWORK; COMM SUPERVISION & CORR; HOSPITAL DIST; JUV PROBATION; SPORTS & CONVENTION CORP; & SPORTS AUTHORITY

CUSIP	Item Agency-Fund	Security Title	Par/Face Amount	Coupon Rate	Maty Date	Bond Eq Y @ Cost	Book Value 11/30/2020	Book Value 10/31/2020	Market Value 11/30/2020	Market Value 10/31/2020	Purchase Date
	25996/H-9918	TX CLASS - POOL	6,813,151.15	0.148	12/01/2020	0.148	6,813,151.15	6,812,321.36	6,813,151.15	6,812,321.36	05/15/2020
<b>Fund</b>	<b>9918</b>	<b>HOSP DIST SERIES 2010 D/S RESERV</b>	<b>\$6,813,151.15</b>	<b>0.148</b>		<b>0.148</b>	<b>\$6,813,151.15</b>	<b>\$6,812,321.36</b>	<b>\$6,813,151.15</b>	<b>\$6,812,321.36</b>	
	26055/H-9919	TX CLASS - POOL	0.00	0.292	12/01/2020	0.292	0.00	0.00	0.00	0.00	07/07/2020
<b>Fund</b>	<b>9919</b>	<b>HOSP DIST BEN TAUB LEVEL 1</b>	<b>\$0.00</b>				<b>\$0.00</b>	<b>\$0.00</b>	<b>\$0.00</b>	<b>\$0.00</b>	
	25997/H-9920	TX CLASS - POOL	7,013,537.88	0.148	12/01/2020	0.148	7,013,537.88	7,012,683.70	7,013,537.88	7,012,683.70	05/15/2020
<b>Fund</b>	<b>9920</b>	<b>HOSP DIST SERIES 2016 RR D/S</b>	<b>\$7,013,537.88</b>	<b>0.148</b>		<b>0.148</b>	<b>\$7,013,537.88</b>	<b>\$7,012,683.70</b>	<b>\$7,013,537.88</b>	<b>\$7,012,683.70</b>	
912828N89	25923/H-9921	US TREASURY NOTE	10,000,000.00	1.375	01/31/2021	1.379	9,999,929.92	9,999,895.45	10,020,500.00	10,029,700.00	02/26/2020
<b>Fund</b>	<b>9921</b>	<b>HOSP DIST SERIES 2016 RR DSR</b>	<b>\$10,000,000.00</b>	<b>1.375</b>		<b>1.379</b>	<b>\$9,999,929.92</b>	<b>\$9,999,895.45</b>	<b>\$10,020,500.00</b>	<b>\$10,029,700.00</b>	
0118326Y3	25353/H-9922	ALASKA ST HSG FIN CORP	550,000.00	5.000	12/01/2020	1.600	550,000.00	551,530.97	550,066.00	551,991.00	03/28/2019
24588TB2	25571/H-9922	DELAWARE CO OH WTR SW	250,000.00	2.000	12/01/2020	1.210	250,000.00	250,162.60	250,012.50	250,367.50	07/17/2019
7962535E8	25388/H-9922	SAN ANTONIO ELEC AND G	20,000.00	5.000	02/01/2021	1.520	20,113.93	20,170.89	20,159.40	20,200.80	04/05/2019
825214FN4	25537/H-9922	SHOREVIEW MN UT GO	340,000.00	2.000	02/01/2021	1.381	340,345.74	340,518.62	340,989.40	341,479.00	06/21/2019
597834F70	25589/H-9922	MIDLOTHIAN TX LT GO	1,470,000.00	3.000	02/01/2021	1.041	1,474,753.39	1,477,130.08	1,476,482.70	1,479,496.20	09/05/2019
860745J22	25602/H-9922	STILLWATER MN UT GO	285,000.00	5.000	02/01/2021	1.082	286,842.77	287,764.15	287,242.95	288,323.10	09/19/2019
199820J77	25925/H-9922	COMAL ISD TX UT GO	15,000.00	5.000	02/01/2021	0.851	15,103.10	15,154.65	15,116.70	15,166.35	03/06/2020
7962373W3	25972/H-9922	SAN ANTONIO TX LT GO	1,205,000.00	5.000	02/01/2021	1.260	1,212,443.50	1,216,165.26	1,214,531.55	1,219,182.85	04/03/2020
088365EY3	25349/H-9922	BEXAR CO HOSP DIST TX	340,000.00	5.000	02/15/2021	1.680	342,273.65	343,195.40	343,202.80	344,464.20	03/25/2019
421020ZL5	25536/H-9922	HAYS CO. TX LT GO	290,000.00	5.000	02/15/2021	1.350	292,143.84	293,012.96	292,801.40	293,845.40	06/19/2019
232769CA5	25973/H-9922	CYPRESS-FAIRBANKS ISD T	2,140,000.00	5.000	02/15/2021	1.150	2,156,795.30	2,163,604.20	2,160,779.40	2,169,189.60	04/03/2020
7632613A0	25974/H-9922	RICHARDSON ISD TX UT GC	1,375,000.00	5.000	02/15/2021	1.150	1,385,791.37	1,390,166.25	1,388,653.75	1,393,438.75	04/03/2020
914302BB9	25976/H-9922	UNIVERSITY OF HOUSTON I	5,045,000.00	5.000	02/15/2021	1.201	5,084,060.71	5,099,896.13	5,092,624.80	5,111,644.45	04/06/2020
7632613A0	25977/H-9922	RICHARDSON ISD TX UT GC	6,250,000.00	5.000	02/15/2021	1.151	6,299,048.95	6,318,933.66	6,312,062.50	6,333,812.50	04/06/2020
743596PR3	25979/H-9922	PROSPER TX LT GO	400,000.00	4.000	02/15/2021	0.941	402,498.59	403,511.53	403,036.00	404,200.00	04/09/2020
661838PK2	25980/H-9922	N. RICHLAND HILLS TX W&	210,000.00	4.000	02/15/2021	1.160	211,215.78	211,708.66	211,591.80	212,190.30	04/09/2020
H021720	25967/H-9922	CD - AMEGY	100,000.00	0.100	02/17/2021	0.100	100,000.00	100,000.00	100,000.00	100,000.00	02/17/2020
76541VPA9	25359/H-9922	RICHMOND VA GO	350,000.00	5.000	03/01/2021	1.480	353,024.55	354,032.73	354,042.50	355,509.00	03/28/2019
89453PF95	25386/H-9922	TRAVIS CO TX LT GO	155,000.00	5.000	03/01/2021	1.594	156,292.26	156,723.02	156,629.05	157,407.15	04/08/2019
H031020	25968/H-9922	CD - AMEGY	400,000.00	0.100	03/10/2021	0.100	400,000.00	400,000.00	400,000.00	400,000.00	03/10/2020
476772JU3	25345/H-9922	JERSEY VILLAGE TX	585,000.00	3.000	03/15/2021	1.660	587,218.52	587,858.47	589,475.25	590,879.25	03/25/2019
H032220	25983/H-9922	CD - AMEGY	100,000.00	0.040	03/22/2021	0.040	100,000.00	100,000.00	100,000.00	100,000.00	03/22/2020
797400KY3	25924/H-9922	SAN DIEGO CA REGL TRANS	570,000.00	4.000	04/01/2021	0.640	576,352.19	577,940.23	577,056.60	578,892.00	03/04/2020
340200LP7	25884/H-9922	FLORENCE KY UT GO	500,000.00	2.000	06/01/2021	0.901	502,723.13	503,176.98	503,845.00	504,370.00	02/14/2020
736742WL7	25978/H-9922	PORTLAND OR SWR REV	610,000.00	5.000	06/01/2021	0.750	622,880.18	625,026.88	623,346.80	626,945.80	04/09/2020
548210PC1	25982/H-9922	LOWER MAKEFIELD TWP PA	200,000.00	4.000	06/15/2021	1.181	203,007.46	203,472.53	203,826.00	204,386.00	04/09/2020
977123P77	25975/H-9922	WISCONSIN ST TRANSP RE	490,000.00	5.000	07/01/2021	1.201	500,743.22	502,277.97	503,695.50	504,744.10	04/06/2020
4197916R4	25981/H-9922	STATE OF HAWAII UT GO	285,000.00	5.000	08/01/2021	1.140	292,255.91	293,162.90	294,023.10	295,026.30	04/09/2020

# Book Value & Market Value Report



Run Date: 3/25/2021 10:00:08PM

As Of Date: 11/30/2020

911 EMERGENCY NETWORK; COMM SUPERVISION & CORR; HOSPITAL DIST; JUV PROBATION; SPORTS & CONVENTION CORP; & SPORTS AUTHORITY

CUSIP	Item Agency-Fund	Security Title	Par/Face Amount	Coupon Rate	Maty Date	Bond Eq Y @ Cost	Book Value 11/30/2020	Book Value 10/31/2020	Market Value 11/30/2020	Market Value 10/31/2020	Purchase Date
7170873H1	26132/H-9922	PFLUGERVILLE TX LT GO	500,000.00	5.000	08/01/2021	0.191	516,009.96	518,011.21	515,695.00	517,640.00	10/20/2020
89658HXF2	26157/H-9922	TRINITY RVR AUTH TX WTF	1,890,000.00	5.000	08/01/2021	0.132	1,951,295.46	0.00	1,949,761.80	0.00	11/04/2020
346843RZ0	26077/H-9922	FT BEND ISD TX UT GO	570,000.00	4.000	08/15/2021	0.110	585,631.26	587,477.47	585,298.80	587,196.90	08/26/2020
2201476R8	26078/H-9922	CORPUS CHRISTI ISD TX UT	1,000,000.00	3.000	08/15/2021	0.141	1,020,152.61	1,022,532.84	1,021,210.00	1,022,540.00	08/26/2020
03588HQL3	25984/H-9922	ANNE ARUNDEL CO MD LT (	100,000.00	5.000	10/01/2021	0.701	103,558.21	103,914.03	104,010.00	104,322.00	04/17/2020
908726CC4	25897/H-9922	UNION TWP NJ UT GO	1,315,000.00	2.000	01/15/2022	0.871	1,331,496.20	1,332,721.17	1,338,867.25	1,340,852.90	02/20/2020
930013B48	26088/H-9922	WACONIA MN UT GO	410,000.00	2.000	02/01/2022	0.160	418,786.27	419,413.86	418,187.70	418,888.80	09/03/2020
208418S61	26161/H-9922	CONROE ISD TX UT GO	570,000.00	4.000	02/15/2022	0.171	596,273.08	0.00	595,826.70	0.00	11/17/2020
455168GT5	26080/H-9922	INDIANA UNIV REVS	2,825,000.00	3.000	08/01/2022	0.100	2,961,366.10	2,968,184.41	2,957,916.25	2,961,278.00	08/13/2020
249002ER3	26081/H-9922	DENTON ISD TX UT GO *CA	250,000.00	0.000	08/15/2022	0.180	249,232.50	249,195.00	248,015.00	248,682.50	08/17/2020
<b>Fund</b>	<b>9922 COMM HEALTH CHOICE TEXAS, INC</b>		<b>\$33,960,000.00</b>	<b>4.207</b>		<b>0.895</b>	<b>\$34,451,729.69</b>	<b>\$31,987,747.71</b>	<b>\$34,500,081.95</b>	<b>\$32,048,552.70</b>	
	26059/H-9924	TX CLASS - POOL	21,030,474.44	0.148	12/01/2020	0.148	21,030,474.44	21,027,913.08	21,030,474.44	21,027,913.08	07/08/2020
<b>Fund</b>	<b>9924 HCHD CAPITAL ASSETS</b>		<b>\$21,030,474.44</b>	<b>0.148</b>		<b>0.148</b>	<b>\$21,030,474.44</b>	<b>\$21,027,913.08</b>	<b>\$21,030,474.44</b>	<b>\$21,027,913.08</b>	
	23114/I-9995	LONE STAR - POOL	1,925,653.29	0.138	12/01/2020	0.138	1,925,653.29	1,925,435.49	1,925,653.29	1,925,435.49	01/15/2014
	25142/I-9995	TX CLASS - POOL	2,068,943.51	0.148	12/01/2020	0.148	2,068,943.51	2,068,691.52	2,068,943.51	2,068,691.52	11/19/2018
9127963J6	26173/I-9995	US TREASURY BILL	2,000,000.00	0.069	12/10/2020	0.070	1,999,965.35	0.00	1,999,980.00	0.00	11/19/2020
9127965D7	26174/I-9995	US TREASURY BILL	2,000,000.00	0.075	12/22/2020	0.076	1,999,912.50	0.00	1,999,920.00	0.00	11/19/2020
9127963T4	26175/I-9995	US TREASURY BILL	2,000,000.00	0.055	01/07/2021	0.056	1,999,886.95	0.00	1,999,840.00	0.00	11/19/2020
<b>Fund</b>	<b>9995 JUVENILE BOARD</b>		<b>\$9,994,596.80</b>	<b>0.097</b>		<b>0.098</b>	<b>\$9,994,361.60</b>	<b>\$3,994,127.01</b>	<b>\$9,994,336.80</b>	<b>\$3,994,127.01</b>	
	25970/D-9996	LONE STAR - POOL	1,007,717.07	0.138	12/01/2020	0.138	1,007,717.07	1,007,603.09	1,007,717.07	1,007,603.09	03/31/2020
9127963J6	26105/D-9996	US TREASURY BILL	2,000,000.00	0.084	12/10/2020	0.085	1,999,957.85	1,999,817.35	1,999,980.00	1,999,824.00	09/22/2020
9127963L1	26104/D-9996	US TREASURY BILL	2,000,000.00	0.088	12/24/2020	0.089	1,999,887.55	1,999,740.89	1,999,900.00	1,999,744.00	09/22/2020
9127963T4	26103/D-9996	US TREASURY BILL	2,000,000.00	0.080	01/07/2021	0.081	1,999,835.55	1,999,702.22	1,999,840.00	1,999,684.00	09/22/2020
9127963V9	26102/D-9996	US TREASURY BILL	2,000,000.00	0.089	01/21/2021	0.090	1,999,748.68	1,999,600.85	1,999,780.00	1,999,624.00	09/22/2020
9127963W7	26101/D-9996	US TREASURY BILL	2,000,000.00	0.093	02/04/2021	0.094	1,999,664.17	1,999,509.17	1,999,680.00	1,999,504.00	09/22/2020
912796B73	26176/D-9996	US TREASURY BILL	2,000,000.00	0.074	02/09/2021	0.075	1,999,711.45	0.00	1,999,520.00	0.00	11/19/2020
9127964F3	26180/D-9996	US TREASURY BILL	2,000,000.00	0.061	03/04/2021	0.062	1,999,682.74	0.00	1,999,560.00	0.00	11/20/2020
<b>Fund</b>	<b>9996 COMM SUPV&amp;CORR(TDCJ)</b>		<b>\$15,007,717.07</b>	<b>0.085</b>		<b>0.086</b>	<b>\$15,006,205.06</b>	<b>\$11,005,973.57</b>	<b>\$15,005,977.07</b>	<b>\$11,005,983.09</b>	
<b>Grand Totals</b>			<b>\$1,080,263,067.14</b>	<b>0.254</b>		<b>0.153</b>	<b>\$1,080,701,294.80</b>	<b>\$809,293,111.51</b>	<b>\$1,080,785,865.29</b>	<b>\$809,410,296.27</b>	

**SECTION IV**

**PORTFOLIO PERFORMANCE (BENCHMARK)**

**PORTFOLIO PERFORMANCE**  
**Fiscal Year 2020-21**  
**September through November 2020**  
**Third Quarter**

**Average Monthly Yield on Selected U.S. Treasury Maturities**

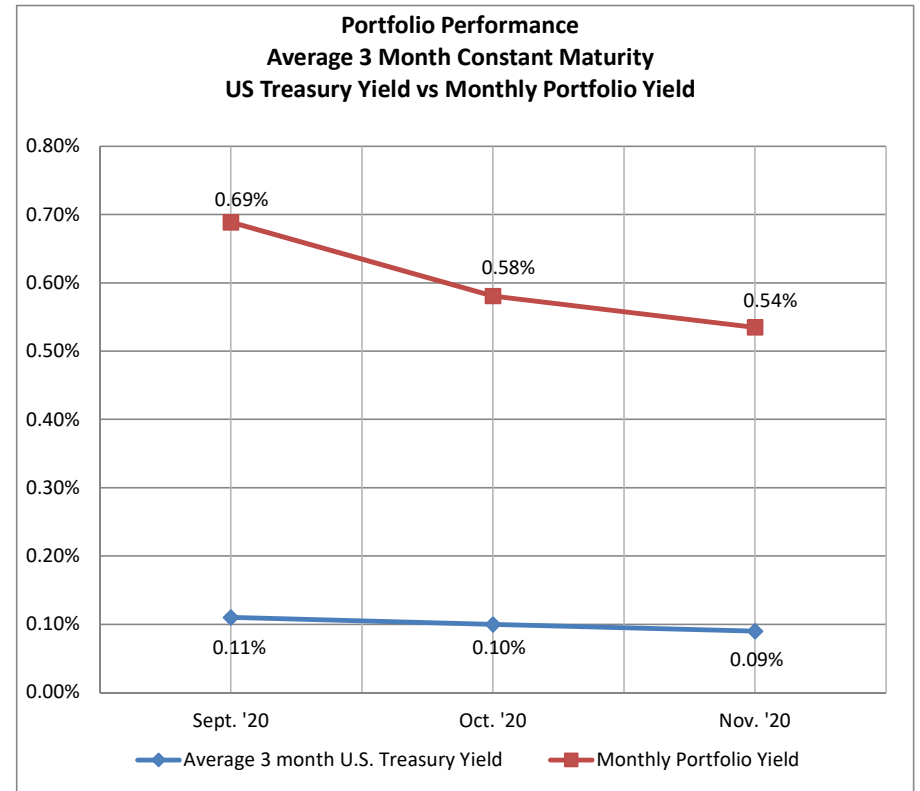
MATURITIES	Sept. '20	Oct. '20	Nov. '20	Quarterly Average
6 MONTH	0.12%	0.11%	0.10%	0.11%
1 YEAR	0.13%	0.13%	0.12%	0.13%
2 YEAR	0.13%	0.15%	0.17%	0.15%
3 YEAR	0.16%	0.19%	0.22%	0.19%
5 YEAR	0.27%	0.34%	0.39%	0.33%
7 YEAR	0.46%	0.55%	0.63%	0.55%
10 YEAR	0.68%	0.79%	0.87%	0.78%

**Harris County Investment Portfolio - Maturity Distribution**

DAYS	Sept. '20	Oct. '20	Nov. '20	Quarterly Average
0-90	65.13%	59.96%	69.82%	64.97%
91-180	19.21%	19.54%	10.91%	16.55%
181-365	10.31%	14.39%	12.28%	12.33%
>365	5.35%	6.11%	6.98%	6.15%

**Harris County Investment Portfolio Averages**

	Sept. '20	Oct. '20	Nov. '20	Quarterly Average
<b>Weighted Avg. Mty (Days)</b>	106	115	108	110
<b>Weighted Avg. Portfolio Yield</b>	0.69%	0.58%	0.54%	0.60%



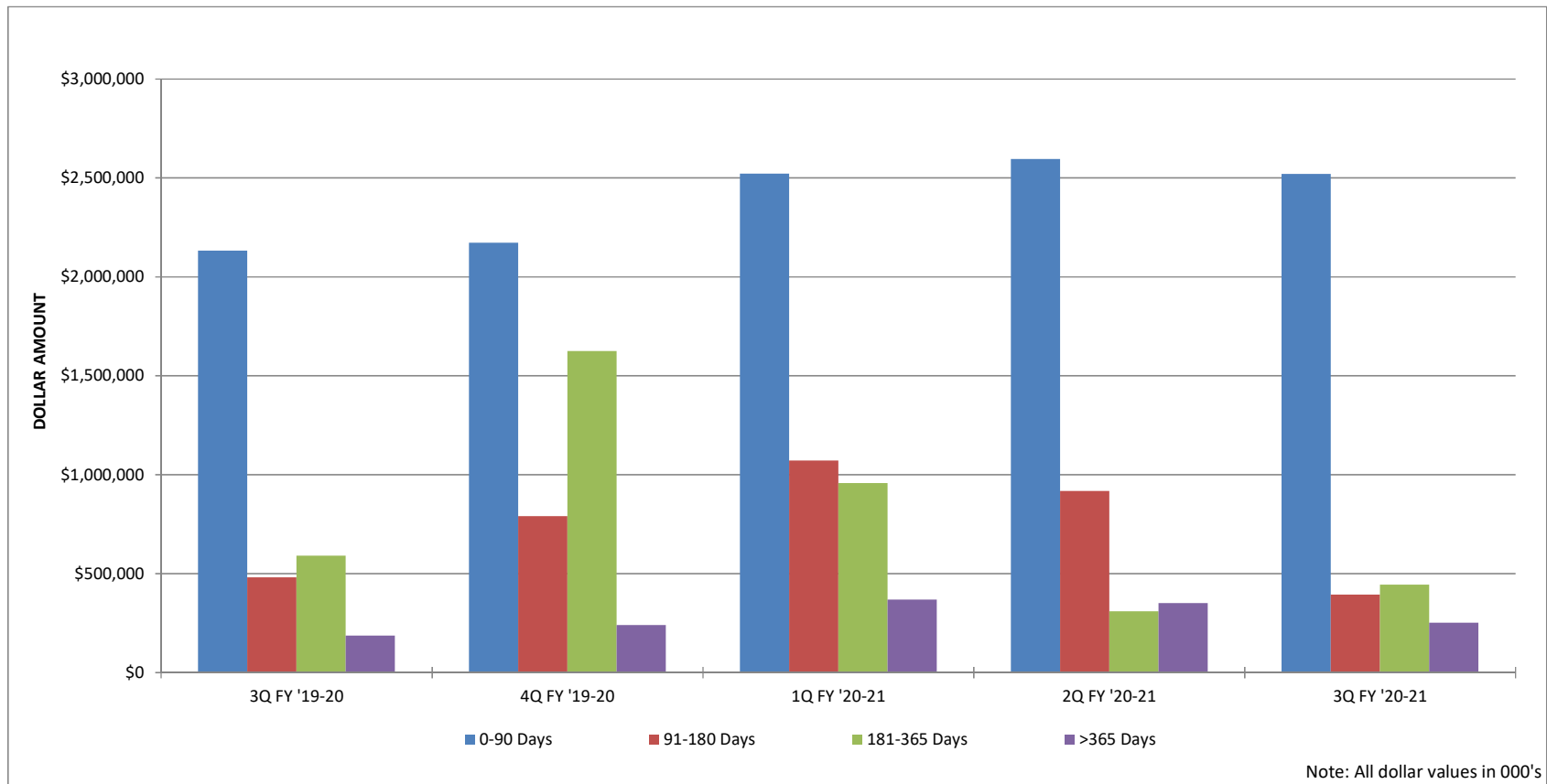


**SECTION V**

**GRAPHS**

## Total Portfolio Maturity Distribution

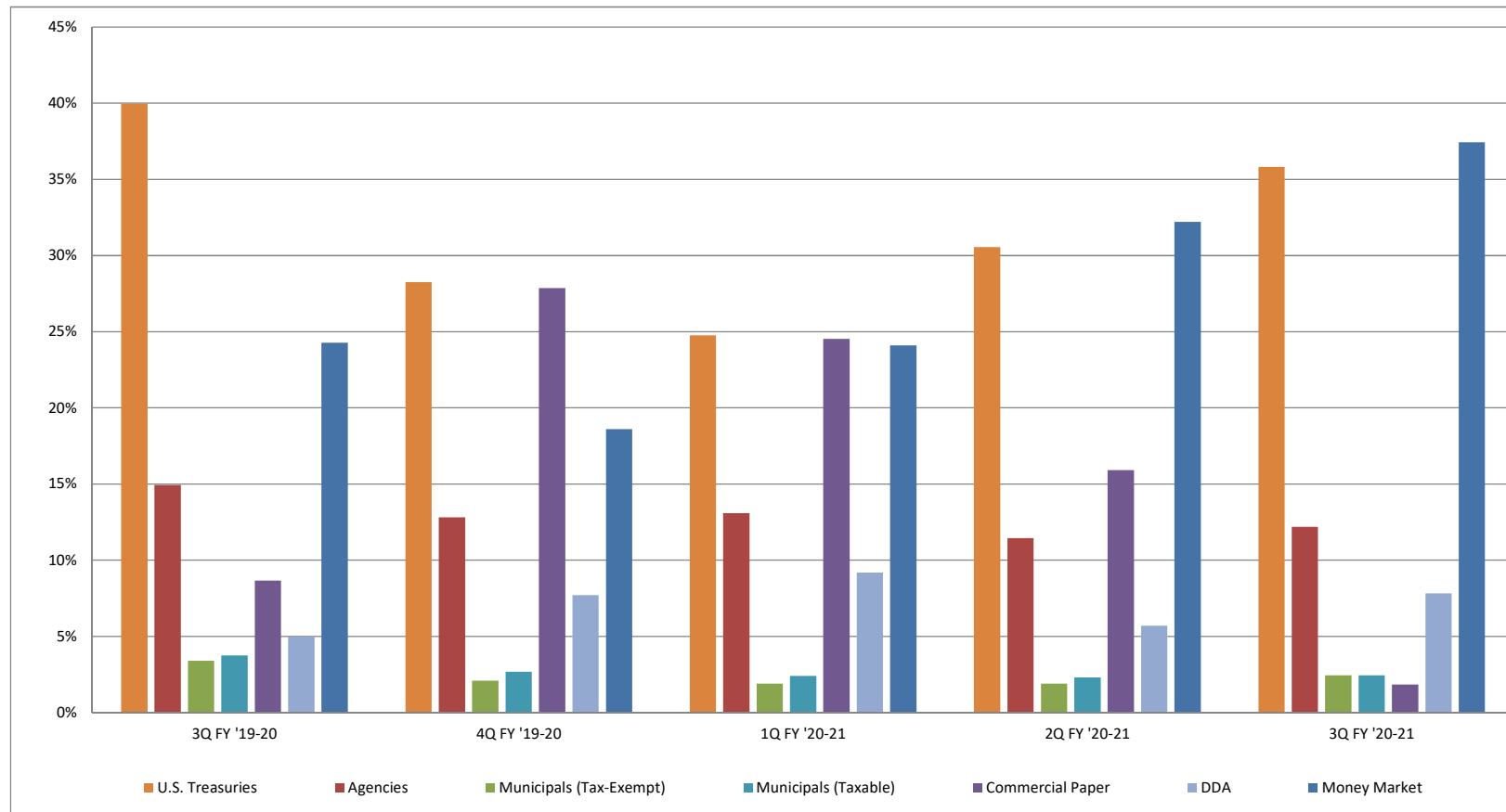
	0-90 Days	91-180 Days	181-365 Days	>365 Days	Total
<b>3Q FY '19-20</b>	\$2,132,911	\$481,020	\$591,066	\$186,465	\$3,391,462
<b>4Q FY '19-20</b>	\$2,172,353	\$790,261	\$1,624,948	\$240,785	\$4,828,347
<b>1Q FY '20-21</b>	\$2,521,428	\$1,071,905	\$957,493	\$369,395	\$4,920,221
<b>2Q FY '20-21</b>	\$2,595,165	\$917,935	\$309,865	\$351,205	\$4,174,170
<b>3Q FY '20-21</b>	\$2,520,069	\$393,700	\$443,349	\$252,090	\$3,609,208



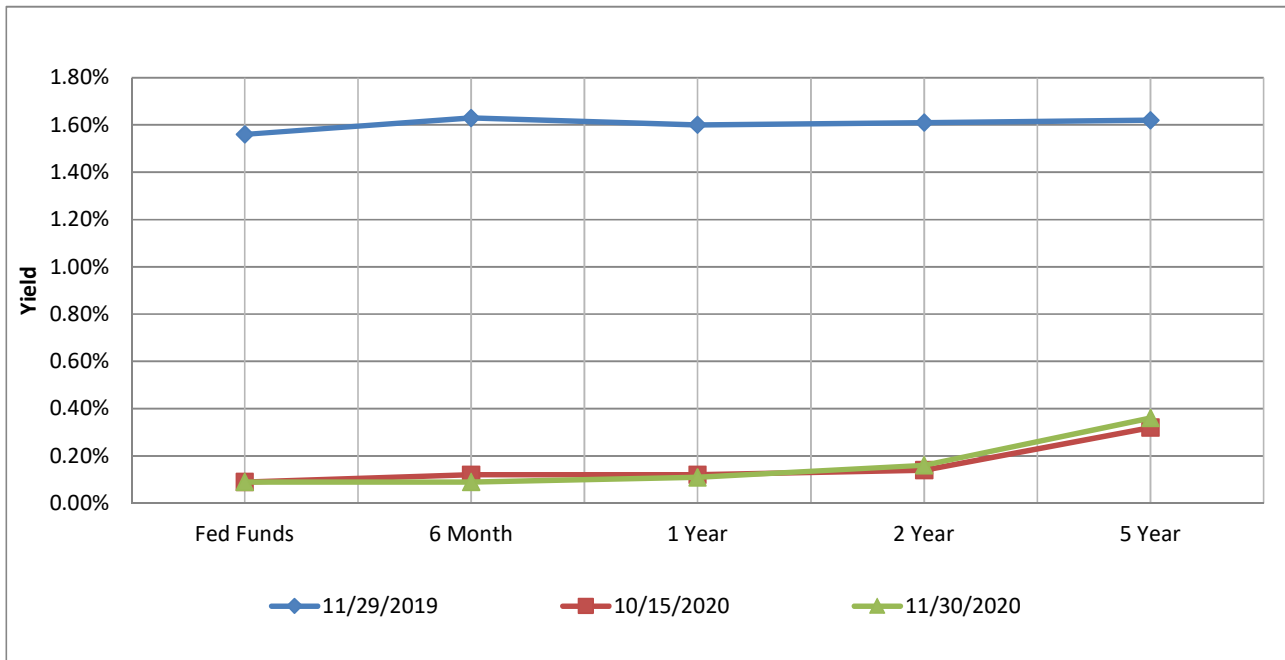
## PORTFOLIO SECTOR DISTRIBUTION PERCENTAGES

	U.S. Treasuries	Agencies	Municipals (Tax-Exempt)	Municipals (Taxable)	Commercial Paper	DDA	Money Market	Money Market (Tax-Exempt)
<b>3Q FY '19-20</b>	39.97%	14.93%	3.41%	3.76%	8.67%	4.99%	24.27%	0.00%
<b>4Q FY '19-20</b>	28.26%	12.81%	2.10%	2.67%	27.85%	7.71%	18.61%	0.00%
<b>1Q FY '20-21</b>	24.77%	13.09%	1.91%	2.41%	24.52%	9.19%	24.11%	0.00%
<b>2Q FY '20-21</b>	30.55%	11.44%	1.89%	2.30%	15.92%	5.69%	32.21%	0.00%
<b>3Q FY '20-21</b>	35.82%	12.18%	2.45%	2.45%	1.84%	7.83%	37.43%	0.00%

\*Percentages may not total 100 due to rounding.



## U.S. Treasury Yield Curve



	U.S. Treasury Yields				
	Fed Funds	6 Month	1 Year	2 Year	5 Year
November 29, 2019	1.56%	1.63%	1.60%	1.61%	1.62%
October 15, 2020	0.09%	0.12%	0.12%	0.14%	0.32%
November 30, 2020	0.09%	0.09%	0.11%	0.16%	0.36%