



QUARTERLY INVESTMENT REPORT THIRD QUARTER 2021-2022

**PREPARED BY:
OFFICE OF MANAGEMENT AND BUDGET
FINANCIAL MANAGEMENT**

The report is presented in accordance with the Texas Government Code - Public Funds Investment Act, Section 2256.023. Financial Management certifies that to the best of our knowledge that Harris County is in compliance with the provisions of Government Code 2256 and with the stated policies and strategies of Harris County. Unless otherwise noted, values do not include custodial funds or portfolios of entities with separate investment policies managed by Harris County Office of Management and Budget.

Amy Perez

Director, Financial Management

Diana Elizondo

Investment Manager

Mark LaRue

Financial Analyst

Table of Contents

Section I: Summary of Harris County Portfolio Balances & Characteristics

Section II: Total Rate of Return vs. Benchmark

Section III: Current Portfolio Holdings & Quarterly Income

Section IV: Summary of Other Entities' Portfolios

Section V: Financial Advisor Quarterly Compliance Check

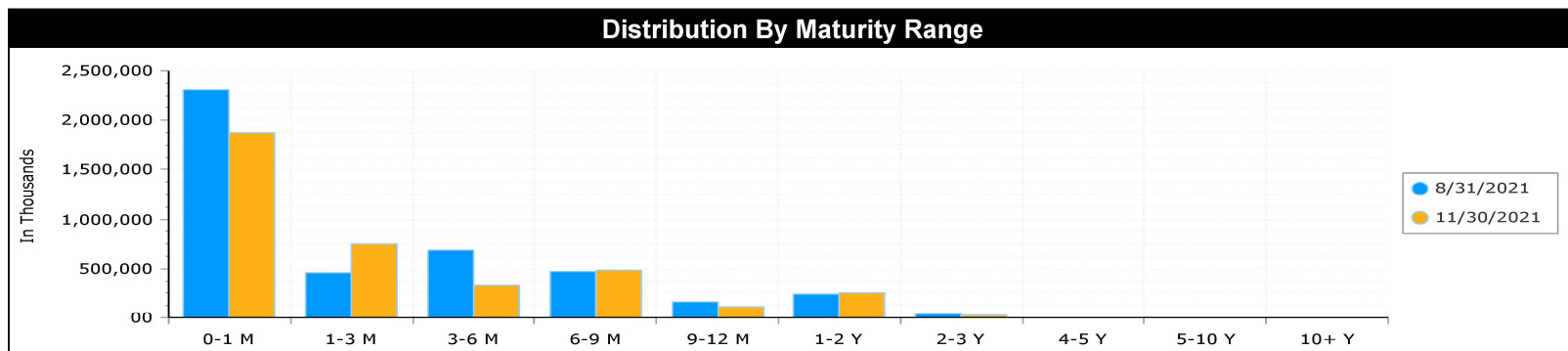
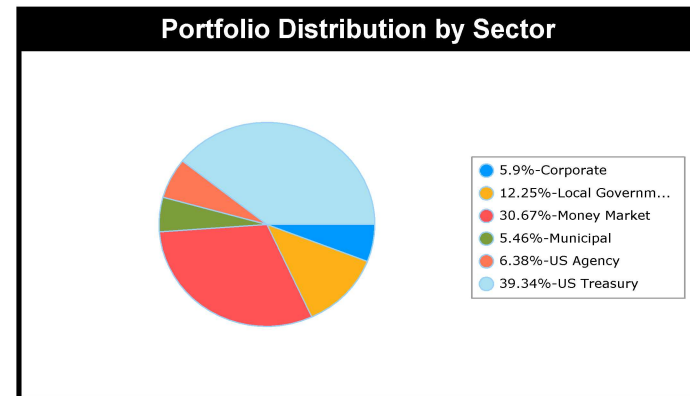


Summary of Harris County Portfolio Balances & Characteristics

August 31, 2021 through November 30, 2021

Book & Market Value Comparison							
Month	Market Value	Book Value	Unrealized Gain/Loss	YTM @ Cost	YTM @ Market	Duration	Days To Maturity
Beginning	4,375,493,462.89	4,374,015,455.20	1,478,007.69	0.13	0.07	0.28	105
9/30/2021	4,181,720,202.69	4,180,684,228.56	1,035,974.13	0.11	0.08	0.29	106
10/31/2021	3,773,903,864.72	3,773,756,552.61	147,312.11	0.12	0.11	0.32	120
11/30/2021	3,814,550,444.00	3,814,632,984.35	-82,540.35	0.12	0.10	0.28	103
Total / Average	3,923,391,503.80	3,923,024,588.51	1,100,745.89	0.12	0.10	0.30	110

Quarterly Investment Income By Sector		
	Ending BV + Accrued Interest	Investment Income-BV
Corporate	\$224,875,002.48	\$65,153.74
Local Government Investment Pool	\$467,418,202.34	\$59,652.62
Money Market	\$1,170,039,723.07	\$80,386.56
Municipal	\$209,647,498.38	\$195,122.74
US Agency	\$242,951,368.14	\$267,958.68
US Treasury	\$1,505,368,968.92	\$477,319.92
Total	\$3,820,300,763.33	\$1,145,594.26

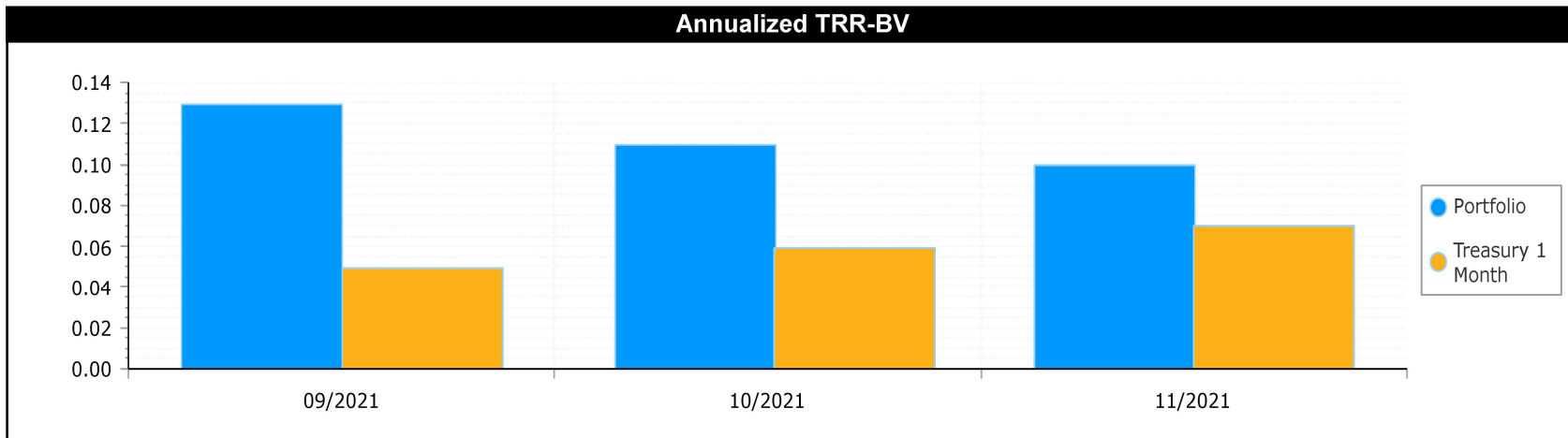




Total Rate of Return vs. Benchmark 1 Month Treasury

August 31, 2021 through November 30, 2021

Month	Beginning BV + Accrued Interest	Interest Earned During Period-BV	Realized Gain/Loss-BV	Investment Income-BV	Average Capital Base-BV	TRR-BV	Annualized TRR-BV	Treasury 1 Month
Beginning	4,495,777,740.43	507,259.24	0.00	507,259.24	4,483,086,341.59	0.01	0.14	0.04
9/30/2021	4,380,671,548.74	447,586.05	0.00	447,586.05	4,180,417,169.80	0.01	0.13	0.05
10/31/2021	4,187,178,354.79	392,971.78	0.00	392,971.78	4,127,213,237.70	0.01	0.11	0.06
11/30/2021	3,779,823,148.93	361,263.02	-56,226.59*	305,036.43	3,644,282,592.95	0.01	0.1	0.07
Total/Average	4,380,671,548.74	1,201,820.85	-56,226.59*	1,145,594.26	3,987,204,486.37	0.03	0.11	0.06



* This figure reflects intra-County movements of securities that were recorded in our portfolio tracking software. No actual security sale transactions to outside parties were made, and no actual losses were realized by any County account. Details of these transfers are available upon request.



Current County Portfolio Holdings & Quarterly Earnings

Begin Date: 8/31/2021, End Date: 11/30/2021

Description	CUSIP/Ticker	Ending Face Amount/Shares	Beginning MV	Ending MV	Ending BV	Accrued Interest Earned During Period	Ending YTM @ Cost	Maturity Date
A2157 District Attorney - Forfeit Assets Fed USJ								
A2157 DA Fed Forfeit Assets USJ MM	D8414	690,424.23	690,355.38	690,424.23	690,424.23	N/A	0.040	N/A
Sub Total/Average A2157 District Attorney - Forfeit Assets Fed USJ		690,424.23	690,355.38	690,424.23	690,424.23	0.00	0.040	
A2163 District Attorney - Forfeit Assets State C59								
A2163 District Attorney - Forfeit Assets State C5	M8421	10,242,078.44	10,172,592.78	10,242,078.44	10,242,078.44	N/A	0.030	N/A
A2163 State Forfeit Assets C59 MM	D8421	500,016.39	500,017.38	500,016.39	500,016.39	N/A	0.040	N/A
Sub Total/Average A2163 District Attorney - Forfeit Assets State C59		10,742,094.83	10,672,610.16	10,742,094.83	10,742,094.83	0.00	0.030	
A2164 District Attorney - Forfeit Assets Fed UST								
A2164 DA Fed Forfeit Assets UST MM	D8407	91,061.76	91,052.69	91,061.76	91,061.76	N/A	0.040	N/A
Sub Total/Average A2164 District Attorney - Forfeit Assets Fed UST		91,061.76	91,052.69	91,061.76	91,061.76	0.00	0.040	
A5101 District Attorney - Cadence DDA								
A5101 DA Admin Fund MM	D1249	186,197.60	187,588.57	186,197.60	186,197.60	N/A	0.040	N/A
A5101 DA Check Fraud and Restitution MM	D8409	74,323.47	86,960.86	74,323.47	74,323.47	N/A	0.040	N/A
A5101 DA Forfeiture Master Escrow MM	D0240	14,087.00	9,738.00	14,087.00	14,087.00	N/A	0.040	N/A
A5101 DA Hot Check Fees Interest MM	D8721	0.76	0.76	0.76	0.76	N/A	0.040	N/A
A5101 DA Restitution MM	D8406	32.52	32.52	32.52	32.52	N/A	0.040	N/A
A5101 DA Special Crimes Acct MM	D1280	296,229.08	296,199.54	296,229.08	296,229.08	N/A	0.040	N/A
A5101 DA Witness Fund MM	D1256	46,219.39	78,016.17	46,219.39	46,219.39	N/A	0.040	N/A
A5101 DA Witness Restitution MM	D8411	488,185.95	366,572.96	488,185.95	488,185.95	N/A	0.040	N/A
Sub Total/Average A5101 District Attorney - Cadence DDA		1,105,275.77	1,025,109.38	1,105,275.77	1,105,275.77	0.00	0.040	
A5902 HC District Attorney - SI Gambling								
A5902 DA Special Investigation Gambling Proceeds M	D8435	250,008.19	250,008.65	250,008.19	250,008.19	N/A	0.040	N/A
A5902 HC District Attorney - SI Gambling MMF MM	M8435	1,398,123.23	1,523,683.51	1,398,123.23	1,398,123.23	N/A	0.030	N/A
Sub Total/Average A5902 HC District Attorney - SI Gambling		1,648,131.42	1,773,692.16	1,648,131.42	1,648,131.42	0.00	0.032	
A5903 HC District Attorney - Hot Check Fees								
A5903 DA Hot Check Fees MM	D8428	32,076.76	29,216.51	32,076.76	32,076.76	N/A	0.040	N/A
Sub Total/Average A5903 HC District Attorney - Hot Check Fees		32,076.76	29,216.51	32,076.76	32,076.76	0.00	0.040	
B5001 HCTRA CP Ser E-1 Cadence								
B5001 HCTRA CP Ser E-1 MM	D9390	100,003.29	100,003.48	100,003.29	100,003.29	N/A	0.040	N/A
B5001 HCTRA CP Ser E-1 MMF MM	M9390	21,357,326.47	23,508,584.34	21,357,326.47	21,357,326.47	N/A	0.030	N/A
Sub Total/Average B5001 HCTRA CP Ser E-1 Cadence		21,457,329.76	23,608,587.82	21,457,329.76	21,457,329.76	0.00	0.030	
B5002 HCTRA CP Ser E-2 Cadence								
B5002 HCTRA CP Ser E-2 MM	D9391	100,003.29	100,003.48	100,003.29	100,003.29	N/A	0.040	N/A
B5002 HCTRA CP Ser E-2 MMF MM	M9391	63,020,993.13	71,834,153.11	63,020,993.13	63,020,993.13	N/A	0.030	N/A
Sub Total/Average B5002 HCTRA CP Ser E-2 Cadence		63,120,996.42	71,934,156.59	63,120,996.42	63,120,996.42	0.00	0.030	

Description	CUSIP/Ticker	Ending Face Amount/Shares	Beginning MV	Ending MV	Ending BV	Accrued Interest Earned During Period	Ending YTM @ Cost	Maturity Date
B5160 Toll Road - Construction 2002 Rev & Ref								
B5160 Sr Ln Rev Bds Ser 02 Constr MM	D9260	10,652.30	4,573.11	10,652.30	10,652.30	N/A	0.040	N/A
TexasCLASS B5160 LGIP	TXCLASSB5160	440,043.72	489,988.64	440,043.72	440,043.72	N/A	0.062	N/A
Sub Total/Average B5160 Toll Road - Construction 2002 Rev & Ref		450,696.02	494,561.75	450,696.02	450,696.02	0.00	0.062	
B5300 Toll Road - Construction 2008B Rev & Ref								
B5300 Sr Ln Rev Bds Ser 08B Constr MM	D9365	48,238.76	106,143.06	48,238.76	48,238.76	N/A	0.040	N/A
LOGIC B5300 LGIP	LOGICB5300	1,687,067.93	1,836,909.85	1,687,067.93	1,687,067.93	N/A	0.043	N/A
LoneStar B5300 LGIP	LONESTARB5300	1,705,432.92	1,705,193.55	1,705,432.92	1,705,432.92	N/A	0.067	N/A
TexasCLASS B5300 LGIP	TXCLASSB5300	988,956.15	988,839.81	988,956.15	988,956.15	N/A	0.062	N/A
Sub Total/Average B5300 Toll Road - Construction 2008B Rev & Ref		4,429,695.76	4,637,086.27	4,429,695.76	4,429,695.76	0.00	0.056	
B5410 Toll Road - Construction 2009A Rev								
B5410 Sr Ln Rev Bds Ser 09A Constr MM	D9372	6,700.78	15,199.97	6,700.78	6,700.78	N/A	0.040	N/A
LOGIC B5410 LGIP	LOGICB5410	495,373.54	495,327.71	495,373.54	495,373.54	N/A	0.043	N/A
Sub Total/Average B5410 Toll Road - Construction 2009A Rev		502,074.32	510,527.68	502,074.32	502,074.32	0.00	0.043	
B5850 Toll Road - Construction 2009C Rev								
B5850 Sr Ln Rev Bds Ser 09C Constr MM	D8695	2,593,298.79	2,606,616.62	2,593,298.79	2,593,298.79	N/A	0.040	N/A
LOGIC B5850 LGIP	LOGICB5850	1,211,409.47	1,211,297.27	1,211,409.47	1,211,409.47	N/A	0.043	N/A
LoneStar B5850 LGIP	LONESTARB5850	907,264.07	907,136.73	907,264.07	907,264.07	N/A	0.067	N/A
TexasCLASS B5850 LGIP	TXCLASSB5850	1,461,899.51	1,461,727.55	1,461,899.51	1,461,899.51	N/A	0.062	N/A
Sub Total/Average B5850 Toll Road - Construction 2009C Rev		6,173,871.84	6,186,778.17	6,173,871.84	6,173,871.84	0.00	0.050	
B5900 Toll Road - Construction 2018A Rev & Ref								
B5900 Sr Ln Rev Bds Ser 18A Constr MM	D7467	500,016.44	500,017.40	500,016.44	500,016.44	N/A	0.040	N/A
B5900 Sr Ln Rev Bds Ser 18A Constr MMF MM	M7467	17,972,853.61	9,674,284.93	17,972,853.61	17,972,853.61	N/A	0.030	N/A
T-Bill 0 9/9/2021	9127964L0	0.00	4,999,950.00	0.00	0.00	0.00		9/9/2021
TexasCLASS B5900 LGIP	TXCLASSB5900	2,946,971.47	20,945,427.42	2,946,971.47	2,946,971.47	N/A	0.062	N/A
T-Note 2 2/15/2022	912828SF8	8,000,000.00	0.00	8,032,144.00	8,033,023.71	29,565.22	0.027	2/15/2022
T-Note 2.25 4/15/2022	9128286M7	9,000,000.00	9,120,960.00	9,072,072.00	9,072,934.32	50,488.20	0.075	4/15/2022
T-Note 2.375 3/15/2022	9128286H8	9,000,000.00	9,111,780.00	9,059,814.00	9,059,985.35	53,588.33	0.064	3/15/2022
Sub Total/Average B5900 Toll Road - Construction 2018A Rev & Ref		47,419,841.52	54,352,419.75	47,583,871.52	47,585,784.90	133,641.75	0.047	
B5921 Toll Road - Construction 2021 Rev & Ref								
B5921 Sr Ln Rev Bds Ser 21 COI MM	D1756	35,430.72	35,427.20	35,430.72	35,430.72	N/A	0.040	N/A
B5921 Sr Ln Rev Bds Ser 21 Constr MM	D1764	100,003.29	100,003.48	100,003.29	100,003.29	N/A	0.040	N/A
B5921 Sr Ln Rev Bds Ser 21 Constr MMF MM	M1764	22,848,957.24	16,571,717.23	22,848,957.24	22,848,957.24	N/A	0.030	N/A
T-Bill 0 10/7/2021	9127964V8	0.00	7,999,680.00	0.00	0.00	0.00		10/7/2021
T-Bill 0 11/4/2021	9127964W6	0.00	7,999,360.00	0.00	0.00	0.00		11/4/2021
T-Bill 0 12/2/2021	9127965G0	8,000,000.00	7,999,120.00	7,999,992.00	7,999,986.67	0.00	0.030	12/2/2021
T-Bill 0 12/30/2021	912796A90	8,000,000.00	7,998,640.00	7,999,432.00	7,999,716.67	0.00	0.043	12/30/2021
T-Bill 0 9/9/2021	9127964L0	0.00	7,999,920.00	0.00	0.00	0.00		9/9/2021
T-Bond 0.375 3/31/2022	912828ZG8	5,000,000.00	0.00	5,004,995.00	5,005,626.86	3,500.78	0.036	3/31/2022
TexasCLASS B5921 LGIP	TXCLASSB5921	28,013,987.30	28,010,691.62	28,013,987.30	28,013,987.30	N/A	0.062	N/A
TMCC DISC CP 0 5/31/2022	89233HEX8	7,000,000.00	0.00	6,994,652.00	6,995,045.55	0.00	0.140	5/31/2022
T-Note 1.75 7/15/2022	9128287C8	4,000,000.00	4,057,800.00	4,040,000.00	4,041,242.73	17,309.78	0.092	7/15/2022
T-Note 2 2/15/2022	912828SF8	5,000,000.00	0.00	5,020,090.00	5,020,639.82	18,478.26	0.027	2/15/2022
T-Note 2.25 4/15/2022	9128286M7	5,000,000.00	5,067,200.00	5,040,040.00	5,040,519.07	28,049.00	0.075	4/15/2022
XON DISC CP 0 12/14/2021	30229AZE2	4,000,000.00	3,998,844.44	3,999,904.00	3,999,828.89	0.00	0.110	12/14/2021

Description	CUSIP/Ticker	Ending Face Amount/Shares	Beginning MV	Ending MV	Ending BV	Accrued Interest Earned During Period	Ending YTM @ Cost	Maturity Date
Sub Total/Average B5921 Toll Road - Construction 2021 Rev & Ref		96,998,378.55	97,838,403.97	97,097,483.55	97,100,984.81	67,337.82	0.057	
B8573 Toll Road - Revenue								
B8573 Toll Road Revenue MM	D9037	5,000,162.50	5,000,171.80	5,000,162.50	5,000,162.50	N/A	0.040	N/A
B8573 Toll Road Revenue MMF MM	M9037	100,130,614.62	299,732,065.96	100,130,614.62	100,130,614.62	N/A	0.030	N/A
DALLAS AREA RAPID TRANS TX REV *ESG* 0.397 12/1/20	235241VE3	1,000,000.00	1,000,780.00	1,000,760.00	1,000,000.00	981.47	0.397	12/1/2022
FFCB 0.07 8/25/2022	3133EM3N0	88,585,000.00	0.00	88,516,346.62	88,581,456.60	11,368.41	0.075	8/25/2022
FHLB 0.07 8/25/2022	3130ANTT7	11,415,000.00	0.00	11,409,920.32	11,414,908.68	1,464.92	0.071	8/25/2022
LOGIC B8573 LGIP	LOGICB8573	9,431,948.19	14,430,785.49	9,431,948.19	9,431,948.19	N/A	0.043	N/A
LoneStar B8573 LGIP	LONESTARB8573	1,895,815.97	1,895,549.87	1,895,815.97	1,895,815.97	N/A	0.067	N/A
METRO COUNCIL MINNEAPOLIS MN WSTWTR REV 2 9/1/2024	591852X52	14,545,000.00	15,171,889.50	14,958,223.45	15,192,426.17	71,916.94	0.370	9/1/2024
NEW YORK ST DORM AUTH REV 0.167 3/15/2022	64990FC93	10,000,000.00	9,995,600.00	9,998,200.00	10,000,000.00	4,128.62	0.167	3/15/2022
PALM BEACH CO FL REV 0.2 12/1/2022	696543TY3	18,780,000.00	18,784,319.40	18,744,318.00	18,780,000.00	9,285.66	0.200	12/1/2022
PALM BEACH CO FL REV 0.3 12/1/2023	696543TZ0	12,265,000.00	12,256,046.55	12,162,096.65	12,265,000.00	9,096.54	0.300	12/1/2023
T-Bill 0 1/27/2022	912796C31	80,000,000.00	0.00	79,994,320.00	79,993,491.11	0.00	0.051	1/27/2022
T-Bill 0 2/24/2022	912796D30	50,000,000.00	49,986,500.00	49,994,500.00	49,993,430.56	0.00	0.056	2/24/2022
T-Bill 0 2/24/2022	912796D30	50,000,000.00	49,986,500.00	49,994,500.00	49,995,580.56	0.00	0.038	2/24/2022
T-Bond 1.125 2/28/2022	912828ZA1	50,000,000.00	50,258,000.00	50,130,750.00	50,132,406.66	141,401.94	0.052	2/28/2022
TexasCLASS B8573 LGIP	TXCLASSB8573	2,468,457.01	2,468,166.63	2,468,457.01	2,468,457.01	N/A	0.062	N/A
TMCC DISC CP 0 2/28/2022	89233HBU7	50,000,000.00	49,975,000.00	49,987,500.00	49,981,250.00	0.00	0.150	2/28/2022
TMCC DISC CP 0 2/28/2022	89233HBU7	30,000,000.00	29,985,000.00	29,992,500.00	29,991,750.00	0.00	0.110	2/28/2022
T-Note 1.375 1/31/2022	912828Z60	30,000,000.00	30,161,700.00	30,065,670.00	29,996,863.03	102,004.08	1.438	1/31/2022
UNIV OF CALIFORNIA REVS 0.263 5/15/2023	91412HJJ3	5,000,000.00	4,996,800.00	4,984,850.00	5,000,000.00	3,250.98	0.263	5/15/2023
WACO ISD TX *ESG* 0 8/15/2024	929845UN3	1,100,000.00	1,081,300.00	1,069,376.00	1,083,802.19	0.00	0.549	8/15/2024
WILLIAMSON CO TX LT GO 0.141 2/15/2022	9698878C5	1,400,000.00	1,399,384.00	1,399,986.00	1,400,000.00	488.02	0.141	2/15/2022
WILLIAMSON CO TX LT GO 0.191 2/15/2023	9698878D3	500,000.00	499,225.00	498,590.00	500,000.00	236.10	0.191	2/15/2023
Sub Total/Average B8573 Toll Road - Revenue		623,516,998.29	649,064,784.20	623,829,405.33	624,229,363.85	355,623.68	0.151	
B8577 Toll Road - Ren & Rep								
B8577 Toll Road Renew & Replace MM	D9058	1,000,032.88	1,000,034.79	1,000,032.88	1,000,032.88	N/A	0.040	N/A
B8577 Toll Road Renew & Replace MMF MM	M9058	13,617,351.49	7,340,415.50	13,617,351.49	13,617,351.49	N/A	0.030	N/A
FFCB 0.7 3/11/2022	3133ELSN5	12,000,000.00	12,041,040.00	12,021,480.00	11,999,726.56	20,766.66	0.708	3/11/2022
FNMA 0.3 8/3/2023-22	3135G05P4	2,000,000.00	2,001,580.00	1,993,490.00	2,001,874.76	1,483.33	0.244	8/3/2023
GALVESTON ISD TX UT GO *ESG* 5 2/1/2022	364496PM5	1,000,000.00	1,019,560.00	1,007,920.00	1,008,282.65	12,361.11	0.161	2/1/2022
LOGIC B8577 LGIP	LOGICB8577	15,964,711.23	15,963,233.28	15,964,711.23	15,964,711.23	N/A	0.043	N/A
LoneStar B8577 LGIP	LONESTARB8577	13,581,630.35	13,579,724.05	13,581,630.35	13,581,630.35	N/A	0.067	N/A
NUECES CO TX LT GO 0.26 2/15/2023	670386SR3	750,000.00	749,152.50	748,327.50	750,000.00	482.08	0.260	2/15/2023
STATE OF MAINE GO 1 6/1/2024	56052AG42	1,065,000.00	1,080,975.00	1,071,091.80	1,080,761.27	2,632.91	0.404	6/1/2024
STATE OF TX GO SER 21A 0.508 10/1/2023	882724WQ6	2,800,000.00	0.00	2,795,744.00	2,800,000.00	474.13	0.508	10/1/2023
STATE OF TX GO SER 21B 0.508 10/1/2023	882724XJ1	5,000,000.00	0.00	4,992,400.00	5,000,000.00	846.67	0.508	10/1/2023
T-Bill 0 10/7/2021	9127964V8	0.00	1,999,920.00	0.00	0.00	0.00		10/7/2021
T-Bill 0 11/4/2021	9127964W6	0.00	1,999,840.00	0.00	0.00	0.00		11/4/2021
T-Bill 0 12/2/2021	9127965G0	5,000,000.00	4,999,450.00	4,999,995.00	4,999,990.00	0.00	0.037	12/2/2021
T-Bill 0 9/9/2021	9127964L0	0.00	14,999,850.00	0.00	0.00	0.00		9/9/2021
T-Bond 1.125 2/28/2022	912828ZA1	2,000,000.00	2,010,320.00	2,005,230.00	2,004,897.42	5,656.08	0.123	2/28/2022
T-Bond 1.5 11/30/2021	912828YT1	0.00	2,007,140.00	0.00	0.00	7,459.02		11/30/2021
T-Bond 1.625 8/31/2022	9128282S8	2,000,000.00	2,030,780.00	2,022,032.00	2,022,057.86	8,169.89	0.149	8/31/2022
T-Bond 1.625 8/31/2022	9128282S8	10,000,000.00	10,153,900.00	10,110,160.00	10,115,012.55	40,849.45	0.088	8/31/2022
T-Bond 1.75 3/31/2022	912828J76	2,000,000.00	2,019,460.00	2,011,060.00	2,010,673.37	8,734.23	0.129	3/31/2022
T-Bond 1.75 4/30/2022	912828WZ9	2,000,000.00	2,022,040.00	2,013,750.00	2,013,315.74	8,702.18	0.135	4/30/2022

Description	CUSIP/Ticker	Ending Face Amount/Shares	Beginning MV	Ending MV	Ending BV	Accrued Interest Earned During Period	Ending YTM @ Cost	Maturity Date
T-Bond 1.75 5/31/2022	912828XR6	2,000,000.00	2,024,840.00	2,016,328.00	2,015,959.44	8,702.19	0.143	5/31/2022
T-Bond 1.75 5/31/2022	912828XR6	10,000,000.00	10,124,200.00	10,081,640.00	10,083,465.05	43,510.93	0.076	5/31/2022
T-Bond 1.75 6/30/2022	912828XW5	2,000,000.00	2,027,660.00	2,018,984.00	2,018,555.56	8,654.89	0.149	6/30/2022
T-Bond 1.75 9/30/2022	912828L57	2,000,000.00	2,035,460.00	2,025,938.00	2,026,485.77	8,734.23	0.154	9/30/2022
T-Bond 1.75 9/30/2022	912828L57	6,000,000.00	6,106,380.00	6,077,814.00	6,082,848.84	26,202.71	0.089	9/30/2022
T-Bond 1.875 10/31/2022	912828M49	2,000,000.00	2,041,100.00	2,029,844.00	2,031,431.11	9,323.76	0.156	10/31/2022
T-Bond 1.875 7/31/2022	9128282P4	2,000,000.00	2,032,740.00	2,023,204.00	2,022,891.39	9,273.10	0.151	7/31/2022
T-Bond 2.5 1/15/2022	9128285V8	2,000,000.00	2,017,820.00	2,006,016.00	2,005,876.24	12,364.13	0.118	1/15/2022
TexasCLASS B8577 LGIP	TXCLASSB8577	19,181,952.98	19,179,696.34	19,181,952.98	19,181,952.98	N/A	0.062	N/A
T-Note 0.125 1/15/2024	91282CBE0	2,000,000.00	1,992,260.00	1,980,624.00	1,992,697.44	618.21	0.298	1/15/2024
T-Note 0.125 2/28/2023	91282CBN0	8,000,000.00	0.00	7,981,560.00	7,999,184.39	1,878.45	0.133	2/28/2023
T-Note 0.125 5/15/2023	912828ZP8	2,000,000.00	1,998,680.00	1,992,968.00	1,997,118.31	619.89	0.224	5/15/2023
T-Note 0.125 6/30/2023	91282CCK5	1,000,000.00	999,220.00	995,742.00	999,005.63	309.10	0.188	6/30/2023
T-Note 0.125 7/31/2023	91282CCN9	8,000,000.00	0.00	7,959,688.00	7,982,985.07	1,684.79	0.253	7/31/2023
T-Note 0.25 4/15/2023	912828ZH6	2,000,000.00	2,002,960.00	1,997,656.00	2,000,769.79	1,246.62	0.222	4/15/2023
T-Note 0.5 3/15/2023	912828ZD5	2,000,000.00	2,011,100.00	2,004,922.00	2,007,751.74	2,507.06	0.199	3/15/2023
T-Note 1.125 9/30/2021	912828T34	0.00	10,008,500.00	0.00	0.00	9,221.31		9/30/2021
T-Note 1.375 1/31/2022	912828Z60	2,000,000.00	2,010,780.00	2,004,378.00	2,004,203.02	6,800.27	0.118	1/31/2022
T-Note 1.375 8/31/2023	912828D1	2,000,000.00	2,046,180.00	2,031,876.00	2,040,313.76	6,912.98	0.220	8/31/2023
T-Note 1.375 9/30/2023	912828T26	2,000,000.00	2,047,500.00	2,033,046.00	2,041,582.62	6,862.62	0.237	9/30/2023
T-Note 1.5 1/15/2023	912828Z29	5,000,000.00	5,094,150.00	5,068,750.00	5,076,006.36	18,546.20	0.145	1/15/2023
T-Note 1.5 9/30/2021	912828YJ3	0.00	3,003,450.00	0.00	0.00	3,688.52		9/30/2021
T-Note 1.625 10/31/2023	912828T91	2,000,000.00	2,059,620.00	2,042,734.00	2,052,510.88	8,080.60	0.250	10/31/2023
T-Note 1.625 11/15/2022	912828TY6	5,000,000.00	5,091,000.00	5,066,015.00	5,071,157.10	20,146.60	0.136	11/15/2022
T-Note 1.625 12/15/2022	912828YW4	5,000,000.00	5,097,250.00	5,071,290.00	5,076,940.12	20,201.50	0.142	12/15/2022
T-Note 2.125 11/30/2023	912828U57	2,000,000.00	2,083,520.00	2,063,516.00	2,073,990.18	10,566.94	0.268	11/30/2023
T-Note 2.25 12/31/2023	912828V23	2,000,000.00	2,091,640.00	2,069,844.00	2,081,584.81	11,127.72	0.283	12/31/2023
T-Note 2.375 3/15/2022	9128286H8	10,000,000.00	10,124,200.00	10,066,460.00	10,063,969.22	59,542.59	0.137	3/15/2022
Trinity River TX Authority 5 8/1/2022	89658HXP0	2,050,000.00	0.00	2,115,866.50	2,116,841.54	7,402.78	0.131	8/1/2022
Sub Total/Average B8577 Toll Road - Ren & Rep		203,010,678.93	206,370,321.46	203,965,062.73	204,118,396.49	443,348.43	0.166	

C1005 HC County - Cadence DDA

C1005 Co Attny SPU Fund - State MM	D8402	122,851.98	99,253.74	122,851.98	122,851.98	N/A	0.040	N/A
C1005 Co Attny SPU Fund MM	D8405	784,078.90	818,265.31	784,078.90	784,078.90	N/A	0.040	N/A
C1005 CP Series A-1 MM	D8890	12,456.46	552,695.60	12,456.46	12,456.46	N/A	0.040	N/A
C1005 CP Series B MM	D8891	49,146.55	84,949.57	49,146.55	49,146.55	N/A	0.040	N/A
C1005 CP Series C MM	D8892	146,614.98	11,744.05	146,614.98	146,614.98	N/A	0.040	N/A
C1005 CP Series D MM	D8893	2,152,553.08	2,568,281.17	2,152,553.08	2,152,553.08	N/A	0.040	N/A
C1005 CP Series D-2 MM	D4471	27,096.75	34,361.47	27,096.75	27,096.75	N/A	0.040	N/A
C1005 CP Series D-3 MM	D4489	15,800.42	7.84	15,800.42	15,800.42	N/A	0.040	N/A
C1005 CSD Emergency Food And Shelter Program MM	D1008	309,430.56	382,344.86	309,430.56	309,430.56	N/A	0.040	N/A
C1005 CSD General Assistance Program MM	D1001	428,064.81	589,653.95	428,064.81	428,064.81	N/A	0.040	N/A
C1005 CTS Vehicle Registration MM	D7459	34,042.23	6,835.70	34,042.23	34,042.23	N/A	0.040	N/A
C1005 Disaster Recovery CP Ser J-1 MM	D7440	27,132.41	27,133.15	27,132.41	27,132.41	N/A	0.040	N/A
C1005 Emergency Shelter MM	D5390	73,623.34	69,697.53	73,623.34	73,623.34	N/A	0.040	N/A
C1005 Escheatment Acct MM	D8505	1,240,201.62	1,158,408.32	1,240,201.62	1,240,201.62	N/A	0.040	N/A
C1005 Fire Marshall State Forfeit Assets C18 MM	D3439	55,194.25	54,677.71	55,194.25	55,194.25	N/A	0.040	N/A
C1005 Fire Marshall State Forfeit Assets C59 MM	D3438	2,279.98	2,279.76	2,279.98	2,279.98	N/A	0.040	N/A
C1005 Grant Agrmt TX Wtr Dev Brd MM	D5287	250,000.00	250,000.00	250,000.00	250,000.00	N/A	0.040	N/A
C1005 HC Care For Elders Program MM	D5395	19,718.62	19,716.65	19,718.62	19,718.62	N/A	0.040	N/A

Description	CUSIP/Ticker	Ending Face Amount/Shares	Beginning MV	Ending MV	Ending BV	Accrued Interest Earned During Period	Ending YTM @ Cost	Maturity Date
C1005 HC PIB Ref Bds Ser 21 COI MM	D6706	64,955.29	108,976.35	64,955.29	64,955.29	N/A	0.040	N/A
C1005 HC UTGO Road Ref Bds Ser 21 COI MM	D6714	116,852.45	213,872.42	116,852.45	116,852.45	N/A	0.040	N/A
C1005 HC Veterans Services MM	D4842	29,616.25	31,380.00	29,616.25	29,616.25	N/A	0.040	N/A
C1005 Holderrieth Rd Pipe Relocation MM	D8032	6,461.88	6,461.24	6,461.88	6,461.88	N/A	0.040	N/A
C1005 Metro Gen Mobility MM	D8785	5,686,254.96	11,980,257.11	5,686,254.96	5,686,254.96	N/A	0.040	N/A
C1005 Metro Street Improvement MM	D8099	1,267,162.86	1,617,801.48	1,267,162.86	1,267,162.86	N/A	0.040	N/A
C1005 PIB Rfdg Ser 20A MM	D9560	4,477.88	4,477.43	4,477.88	4,477.88	N/A	0.040	N/A
C1005 Prot Svcs Clothing Reimbursement Imprest MM	D2017	164,420.39	187,510.80	164,420.39	164,420.39	N/A	0.040	N/A
C1005 Prot Svcs For Children and Adults Guardiansh	D1022	502,411.99	501,094.89	502,411.99	502,411.99	N/A	0.040	N/A
C1005 Prot Svcs For Children and Adults Imprest MM	D2016	120,778.96	85,297.38	120,778.96	120,778.96	N/A	0.040	N/A
C1005 Prot Svcs For Children and Adults Representa	D1064	164,891.42	182,521.14	164,891.42	164,891.42	N/A	0.040	N/A
C1005 Rides Program MM	D5372	138,892.06	115,125.77	138,892.06	138,892.06	N/A	0.040	N/A
C1005 Shelter Plus Program MM	D5383	122,634.69	117,685.63	122,634.69	122,634.69	N/A	0.040	N/A
Sub Total/Average C1005 HC County - Cadence DDA		14,140,098.02	21,882,768.02	14,140,098.02	14,140,098.02	0.00	0.040	
C1006 HC County - Cadence MMF								
C1006 Grant Agrmt TX Wtr Dev Brd MMF MM	M5287	15,300,488.56	20,574,091.53	15,300,488.56	15,300,488.56	N/A	0.030	N/A
C1006 Prot Svcs Guardianship MMF MM	M1022	4,660,290.38	4,897,848.73	4,660,290.38	4,660,290.38	N/A	0.030	N/A
Sub Total/Average C1006 HC County - Cadence MMF		19,960,778.94	25,471,940.26	19,960,778.94	19,960,778.94	0.00	0.030	
C1050 HC - Public Improvement Contingency								
C1050 Public Impr Contingency MM	D8082	1,000,032.88	1,000,033.84	1,000,032.88	1,000,032.88	N/A	0.040	N/A
C1050 Public Impr Contingency MMF MM	M8082	10,367,478.02	908,555.78	10,367,478.02	10,367,478.02	N/A	0.030	N/A
FFCB 0.7 3/11/2022	3133ELSN5	14,000,000.00	14,047,880.00	14,025,060.00	13,999,680.98	24,227.78	0.708	3/11/2022
LOGIC C1050 LGIP	LOGICC1050	3,221,163.32	13,220,672.46	3,221,163.32	3,221,163.32	N/A	0.043	N/A
LoneStar C1050 LGIP	LONESTARC1050	1,603,959.36	11,603,354.61	1,603,959.36	1,603,959.36	N/A	0.067	N/A
T-Bill 0 10/7/2021	9127964V8	0.00	6,999,720.00	0.00	0.00	0.00		10/7/2021
T-Bond 1.75 6/30/2022	912828XW5	10,000,000.00	10,138,300.00	10,094,920.00	10,097,063.95	43,274.45	0.079	6/30/2022
TMCC DISC CP 0 12/15/2021	89233GZF6	5,000,000.00	4,998,541.65	4,999,850.00	4,999,833.33	0.00	0.080	12/15/2021
T-Note 0.125 1/31/2023	91282CBG5	10,000,000.00	9,997,700.00	9,981,250.00	9,999,055.87	3,091.03	0.133	1/31/2023
T-Note 1.125 9/30/2021	912828T34	0.00	10,008,500.00	0.00	0.00	9,221.31		9/30/2021
T-Note 1.5 10/31/2021	912828YP9	0.00	10,023,700.00	0.00	0.00	24,864.13		10/31/2021
T-Note 1.5 9/15/2022	912828YF1	6,000,000.00	6,087,900.00	6,063,750.00	6,065,924.11	22,563.51	0.109	9/15/2022
Sub Total/Average C1050 HC - Public Improvement Contingency		61,192,633.58	99,034,858.34	61,357,463.58	61,354,191.82	127,242.21	0.223	
C1051 HC - COVID 19 CARES Act								
C1051 COVID 19 CARES Act MM	D6251	537,183.94	466,057.68	537,183.94	537,183.94	N/A	0.040	N/A
C1051 COVID 19 CARES Act MMF MM	M6251	0.00	0.00	0.00	0.00	N/A		N/A
LOGIC C1051 LGIP	LOGICC1051	4,411,492.18	16,410,810.42	4,411,492.18	4,411,492.18	N/A	0.043	N/A
LoneStar C1051 LGIP	LONESTARC1051	2,247,349.80	2,247,034.37	2,247,349.80	2,247,349.80	N/A	0.067	N/A
TexasCLASS C1051 LGIP	TXCLASSC1051	8,528,481.30	9,277,401.73	8,528,481.30	8,528,481.30	N/A	0.062	N/A
Sub Total/Average C1051 HC - COVID 19 CARES Act		15,724,507.22	28,401,304.20	15,724,507.22	15,724,507.22	0.00	0.057	
C1052 HC - American Rescue Plan								
C1052 HC American Rescue Plan Fund MM	D3646	5,000,000.00	5,000,000.00	5,000,000.00	5,000,000.00	N/A	0.040	N/A
C1052 HC American Rescue Plan Fund MM	M3646	66,260,890.19	53,734,026.19	66,260,890.19	66,260,890.19	N/A	0.030	N/A
LOGIC C1052 LGIP	LOGICC1052	59,014,288.90	75,007,362.94	59,014,288.90	59,014,288.90	N/A	0.043	N/A
LoneStar C1052 LGIP	LONESTARC1052	75,022,015.43	75,011,485.44	75,022,015.43	75,022,015.43	N/A	0.067	N/A
NATX DISC CP 0 6/15/2022	63873KFF9	15,000,000.00	0.00	14,978,070.00	14,978,658.33	0.00	0.260	6/15/2022
T-Bill 0 10/14/2021	912796G52	0.00	24,998,750.00	0.00	0.00	0.00		10/14/2021
T-Bill 0 12/9/2021	912796J59	25,000,000.00	24,996,750.00	24,999,850.00	24,999,743.75	0.00	0.042	12/9/2021

Description	CUSIP/Ticker	Ending Face Amount/Shares	Beginning MV	Ending MV	Ending BV	Accrued Interest Earned During Period	Ending YTM @ Cost	Maturity Date
T-Bill 0 8/11/2022	912796L64	15,000,000.00	0.00	14,986,290.00	14,987,829.17	0.00	0.117	8/11/2022
TexasCLASS C1052 LGIP	TXCLASSC1052	75,017,590.08	75,008,764.69	75,017,590.08	75,017,590.08	N/A	0.062	N/A
TMCC DISC CP 0 1/14/2022	89233HAE4	15,000,000.00	14,994,375.00	14,998,500.00	14,998,312.50	0.00	0.090	1/14/2022
TMCC DISC CP 0 11/12/2021	89233GYC4	0.00	49,990,000.00	0.00	0.00	0.00		11/12/2021
TMCC DISC CP 0 3/15/2022	89233HCF9	20,000,000.00	19,989,166.60	19,993,860.00	19,993,000.00	0.00	0.120	3/15/2022
T-Note 2 2/15/2022	912828SF8	25,000,000.00	25,218,750.00	25,100,450.00	25,102,278.37	123,641.31	0.051	2/15/2022
Sub Total/Average C1052 HC - American Rescue Plan		395,314,784.60	443,949,430.86	395,371,804.60	395,374,606.72	123,641.31	0.066	
C1600 HC - Debt Service 2002 GO Rev & Ref								
C1600 Rfdg Bd Ser 2002 DS MM	D8777	213,271.44	213,250.18	213,271.44	213,271.44	N/A	0.040	N/A
Sub Total/Average C1600 HC - Debt Service 2002 GO Rev & Ref		213,271.44	213,250.18	213,271.44	213,271.44	0.00	0.040	
C1817 HC - Debt Service 2012A Sub Lien								
C1817 Rev Rfdg Bds Ser 2012A DS MM	D8898	14,319,669.10	261,058.98	14,319,669.10	14,319,669.10	N/A	0.040	N/A
Sub Total/Average C1817 HC - Debt Service 2012A Sub Lien		14,319,669.10	261,058.98	14,319,669.10	14,319,669.10	0.00	0.040	
C1820 HC - Debt Service 2019B Rev & Ref								
C1820 Rev Rfdg Bds Ser 2019B DS MM	D2169	3,440,588.40	160,248.90	3,440,588.40	3,440,588.40	N/A	0.040	N/A
Sub Total/Average C1820 HC - Debt Service 2019B Rev & Ref		3,440,588.40	160,248.90	3,440,588.40	3,440,588.40	0.00	0.040	
C3730 HC - Unlimited Tax 2004B Road & Ref								
C3730 Road and Ref Bds Ser 04B Project MM	D8945	1,332.98	7,675.87	1,332.98	1,332.98	N/A	0.040	N/A
TexasCLASS C3730 LGIP	TXCLASSC3730	196,028.36	271,002.82	196,028.36	196,028.36	N/A	0.062	N/A
Sub Total/Average C3730 HC - Unlimited Tax 2004B Road & Ref		197,361.34	278,678.69	197,361.34	197,361.34	0.00	0.062	
C3740 HC - Unlimited Tax 2006B Road & Ref								
C3740 Road and Ref Bds Ser 06B Project MM	D8031	3,980.22	7,692.07	3,980.22	3,980.22	N/A	0.040	N/A
LOGIC C3740 LGIP	LOGICC3740	1,972,349.22	1,972,166.58	1,972,349.22	1,972,349.22	N/A	0.043	N/A
LoneStar C3740 LGIP	LONESTARC3740	904,263.05	904,136.13	904,263.05	904,263.05	N/A	0.067	N/A
TexasCLASS C3740 LGIP	TXCLASSC3740	2,806,941.75	2,811,611.28	2,806,941.75	2,806,941.75	N/A	0.062	N/A
Sub Total/Average C3740 HC - Unlimited Tax 2006B Road & Ref		5,687,534.24	5,695,606.06	5,687,534.24	5,687,534.24	0.00	0.056	
C8349 HC - Workers Compensation								
AUSTIN TX LT GO 0.269 9/1/2022	052397UK0	1,205,000.00	1,205,602.50	1,205,747.10	1,205,000.00	801.37	0.269	9/1/2022
C8349 Workers Comp MM	D8064	500,016.24	500,017.39	500,016.24	500,016.24	N/A	0.040	N/A
C8349 Workers Comp MMF MM	M8064	7,314,606.41	8,351,332.40	7,314,606.41	7,314,606.41	N/A	0.030	N/A
FFCB 0.7 3/11/2022	3133ELSN5	4,720,000.00	4,736,142.40	4,728,448.80	4,719,892.45	8,168.22	0.708	3/11/2022
LOGIC C8349 LGIP	LOGICC8349	5,621,979.32	5,621,458.85	5,621,979.32	5,621,979.32	N/A	0.043	N/A
TexasCLASS C8349 LGIP	TXCLASSC8349	10,838,490.94	10,837,215.88	10,838,490.94	10,838,490.94	N/A	0.062	N/A
TMCC DISC CP 0 2/1/2022	89233HB11	4,000,000.00	3,998,300.00	3,999,360.00	3,999,300.00	0.00	0.100	2/1/2022
TMCC DISC CP 0 6/13/2022	89233HFD1	7,000,000.00	0.00	6,993,931.00	6,994,691.66	0.00	0.140	6/13/2022
T-Note 1.125 9/30/2021	912828T34	0.00	5,004,250.00	0.00	0.00	4,610.66		9/30/2021
T-Note 2.625 12/15/2021	912828R7	2,000,000.00	2,014,780.00	2,001,930.00	2,001,939.37	13,053.28	0.102	12/15/2021
Sub Total/Average C8349 HC - Workers Compensation		43,200,092.91	42,269,099.42	43,204,509.81	43,195,916.39	26,633.53	0.148	
C9990 HC - Debt Service Constitutional								
C9990 Constitutional DS MM	D8801	3,992,525.93	2,623,178.04	3,992,525.93	3,992,525.93	N/A	0.040	N/A
LOGIC C9990 LGIP	LOGICC9990	29,662.01	29,659.25	29,662.01	29,662.01	N/A	0.043	N/A
LoneStar C9990 LGIP	LONESTARC9990	31,327.80	31,323.40	31,327.80	31,327.80	N/A	0.067	N/A
T-Bill 0 9/23/2021	912796F53	0.00	11,999,760.00	0.00	0.00	0.00		9/23/2021
T-Bill 0 9/9/2021	9127964L0	0.00	29,999,700.00	0.00	0.00	0.00		9/9/2021
T-Bill 0 9/9/2021	9127964L0	0.00	34,999,650.00	0.00	0.00	0.00		9/9/2021

Description	CUSIP/Ticker	Ending Face Amount/Shares	Beginning MV	Ending MV	Ending BV	Accrued Interest Earned During Period	Ending YTM @ Cost	Maturity Date
T-Bill 0 9/9/2021	9127964L0	0.00	49,999,500.00	0.00	0.00	0.00		9/9/2021
Sub Total/Average C9990 HC - Debt Service Constitutional		4,053,515.74	129,682,770.69	4,053,515.74	4,053,515.74	0.00	0.040	
C9991 HC - General Fund								
C9991 County General (Tax) MM	D8029	2,000,035.47	2,000,047.08	2,000,035.47	2,000,035.47	N/A	0.040	N/A
C9991 HC - General Fund MMF MM	M8029	197,331,330.73	187,762,516.24	197,331,330.73	197,331,330.73	N/A	0.030	N/A
DALLAS AREA RAPID TRANS TX REV *ESG* 0.297 12/1/20	235241VD5	1,450,000.00	1,450,101.50	1,450,000.00	1,450,000.00	1,064.67	0.297	12/1/2021
DALLAS TX AREA RAPID TRANS REV 0.945 12/1/2021	235241TK2	765,000.00	766,277.55	765,000.00	765,000.00	1,787.23	0.945	12/1/2021
FHLB 0.735 3/16/2023	3130AJES4	50,000,000.00	50,446,500.00	50,255,000.00	50,000,000.00	90,854.16	0.735	3/16/2023
FHLB 0.735 3/16/2023	3130AJES4	50,000,000.00	50,446,500.00	50,255,000.00	50,000,000.00	90,854.16	0.735	3/16/2023
LOGIC C9991 LGIP	LOGICC9991	20,061,955.86	20,060,098.55	20,061,955.86	20,061,955.86	N/A	0.043	N/A
LoneStar C9991 LGIP	LONESTARC9991	35,146,023.87	35,141,090.81	35,146,023.87	35,146,023.87	N/A	0.067	N/A
METRO COUNCIL MINNEAPOLIS MN WSTWTR REV 2 9/1/2023	591852X45	15,050,000.00	15,532,202.00	15,411,501.00	15,520,064.67	74,413.89	0.210	9/1/2023
METRO WSTWTR RECL DIST CO 1.843 4/1/2022	59164GEK4	2,510,000.00	2,534,673.30	2,523,704.60	2,510,000.00	11,436.33	1.843	4/1/2022
STATE OF MAINE GO 1 6/1/2023	56052AG34	2,300,000.00	2,329,394.00	2,318,998.00	2,327,433.28	5,686.12	0.203	6/1/2023
SUFFOLK VA UT GO 1.905 2/1/2022	8648136T2	2,670,000.00	2,687,969.10	2,676,942.00	2,670,000.00	12,574.59	1.905	2/1/2022
T-Bill 0 1/27/2022	912796C31	50,000,000.00	49,991,500.00	49,996,450.00	49,995,166.66	0.00	0.061	1/27/2022
T-Bill 0 10/7/2021	9127964V8	0.00	24,999,000.00	0.00	0.00	0.00		10/7/2021
T-Bill 0 10/7/2021	9127964V8	0.00	49,998,000.00	0.00	0.00	0.00		10/7/2021
T-Bill 0 11/4/2021	9127964W6	0.00	49,996,000.00	0.00	0.00	0.00		11/4/2021
T-Bill 0 12/2/2021	9127965G0	50,000,000.00	49,994,500.00	49,999,950.00	49,999,940.08	0.00	0.044	12/2/2021
T-Bill 0 12/30/2021	912796A90	30,000,000.00	29,994,900.00	29,997,870.00	29,997,939.72	0.00	0.086	12/30/2021
T-Bill 0 9/16/2021	912796F46	0.00	49,999,500.00	0.00	0.00	0.00		9/16/2021
T-Bill 0 9/9/2021	9127964L0	0.00	49,999,500.00	0.00	0.00	0.00		9/9/2021
T-Bond 0.375 3/31/2022	912828ZG8	50,000,000.00	50,086,000.00	50,049,950.00	50,047,331.20	46,790.55	0.088	3/31/2022
T-Bond 1.125 2/28/2022	912828ZA1	15,000,000.00	15,077,400.00	15,039,225.00	15,039,722.00	42,420.58	0.052	2/28/2022
T-Bond 1.625 12/31/2021	912828YZ7	50,000,000.00	50,259,500.00	50,060,500.00	50,064,019.10	200,917.12	0.070	12/31/2021
T-Bond 1.75 5/31/2022	912828XR6	50,000,000.00	50,621,000.00	50,408,200.00	50,412,434.90	217,554.64	0.089	5/31/2022
T-Bond 1.75 6/15/2022	9128286Y1	50,000,000.00	50,654,500.00	50,439,450.00	50,447,010.87	217,554.64	0.088	6/15/2022
T-Bond 1.875 4/30/2022	912828X47	50,000,000.00	50,594,000.00	50,369,250.00	50,368,702.17	233,094.19	0.086	4/30/2022
T-Bond 2 11/15/2021	912828RR3	0.00	50,199,000.00	0.00	0.00	206,521.74		11/15/2021
T-Bond 2 11/15/2021	912828RR3	0.00	50,199,000.00	0.00	0.00	206,521.74		11/15/2021
T-Bond 2.5 1/15/2022	9128285V8	50,000,000.00	50,445,500.00	50,150,400.00	50,150,114.08	309,103.26	0.069	1/15/2022
TCCI DISC CP 0 6/7/2022	89232DF74	50,000,000.00	0.00	49,959,050.00	49,958,000.00	0.00	0.160	6/7/2022
Texas Tech University 0.505 2/15/2022	882806HD7	2,000,000.00	2,001,540.00	2,001,500.00	2,000,000.00	2,496.94	0.505	2/15/2022
TexasCLASS C9991 LGIP	TXCLASSC9991	31,096,559.81	31,092,901.48	31,096,559.81	31,096,559.81	N/A	0.062	N/A
T-Note 1.125 9/30/2021	912828T34	0.00	50,042,500.00	0.00	0.00	46,106.56		9/30/2021
T-Note 1.375 1/31/2022	912828Z60	50,000,000.00	50,269,500.00	50,109,450.00	50,112,444.20	170,006.80	0.047	1/31/2022
T-Note 1.5 9/30/2021	912828YJ3	0.00	50,057,500.00	0.00	0.00	61,475.41		9/30/2021
T-Note 1.75 5/15/2022	912828SV3	50,000,000.00	50,590,000.00	50,375,000.00	50,379,510.18	216,963.42	0.076	5/15/2022
T-Note 2 2/15/2022	912828SF8	50,000,000.00	50,437,500.00	50,200,900.00	50,201,385.14	247,282.61	0.089	2/15/2022
T-Note 2.25 4/15/2022	9128286M7	50,000,000.00	50,672,000.00	50,400,400.00	50,399,840.45	280,490.00	0.092	4/15/2022
T-Note 2.625 12/15/2021	9128285R7	50,000,000.00	50,369,500.00	50,048,250.00	50,049,360.80	326,331.97	0.057	12/15/2021
T-Note 2.875 10/15/2021	9128285F3	0.00	50,170,000.00	0.00	0.00	176,741.80		10/15/2021
T-Note 2.875 10/15/2021	9128285F3	0.00	50,170,000.00	0.00	0.00	176,741.80		10/15/2021
TX STATE PUB FIN AUTH REV 0.286 2/1/2023	882669BR4	7,160,000.00	7,164,367.60	7,151,050.00	7,160,000.00	5,062.51	0.286	2/1/2023
Sub Total/Average C9991 HC - General Fund		1,164,540,905.74	1,637,303,479.21	1,168,048,896.34	1,167,661,325.24	3,678,849.43	0.138	
C9993 HC - Debt Service CP Series A								
C9993 CP Notes Debt Service MM	D8015	11,747,312.48	11,379,145.09	11,747,312.48	11,747,312.48	N/A	0.040	N/A

Description	CUSIP/Ticker	Ending Face Amount/Shares	Beginning MV	Ending MV	Ending BV	Accrued Interest Earned During Period	Ending YTM @ Cost	Maturity Date
Sub Total/Average C9993 HC - Debt Service CP Series A		11,747,312.48	11,379,145.09	11,747,312.48	11,747,312.48	0.00	0.040	
C9994 HC - Debt Service Road								
C9994 Road DS Funds MM	D8870	1,824,790.52	77,838.81	1,824,790.52	1,824,790.52	N/A	0.040	N/A
T-Bill 0 9/9/2021	9127964L0	0.00	48,999,510.00	0.00	0.00	0.00		9/9/2021
Sub Total/Average C9994 HC - Debt Service Road		1,824,790.52	49,077,348.81	1,824,790.52	1,824,790.52	0.00	0.040	
F1008 Flood Control - Cadence MMF								
F1008 FCD CP Series H Constr. MM	M4605	151,519,037.81	212,693,848.48	151,519,037.81	151,519,037.81	N/A	0.030	N/A
Sub Total/Average F1008 Flood Control - Cadence MMF		151,519,037.81	212,693,848.48	151,519,037.81	151,519,037.81	0.00	0.030	
F3320 Flood Control - 2004A Tax & Ref								
F3320 FCD Ref Bds Ser 04A Project MM	D0336	1,080.84	1,107.63	1,080.84	1,080.84	N/A	0.040	N/A
LoneStar F3320 LGIP	LONESTARF3320	57,669.12	57,661.03	57,669.12	57,669.12	N/A	0.067	N/A
TexasCLASS F3320 LGIP	TXCLASSF3320	130,027.30	130,012.02	130,027.30	130,027.30	N/A	0.062	N/A
Sub Total/Average F3320 Flood Control - 2004A Tax & Ref		188,777.26	188,780.68	188,777.26	188,777.26	0.00	0.064	
F3330 Flood Control - 2007 Improvement								
F3330 FCD Impr Bds Ser 07 Project MM	D0364	58,668.43	58,733.39	58,668.43	58,668.43	N/A	0.040	N/A
LoneStar F3330 LGIP	LONESTARF3330	376,801.36	376,748.47	376,801.36	376,801.36	N/A	0.067	N/A
Sub Total/Average F3330 Flood Control - 2007 Improvement		435,469.79	435,481.86	435,469.79	435,469.79	0.00	0.063	
F5103 Flood Control - Cadence DDA								
F5103 ACE Clear Creek Escrow MM	D0385	507.48	507.42	507.48	507.48	N/A	0.040	N/A
F5103 ACE Sims Bayou MM	D0378	25,586.96	25,584.41	25,586.96	25,586.96	N/A	0.040	N/A
F5103 FCD CP MM	D0280	669,700.15	674,315.56	669,700.15	669,700.15	N/A	0.040	N/A
F5103 FCD CP Series H Constr MM	D4605	10,000.33	15,409.68	10,000.33	10,000.33	N/A	0.040	N/A
F5103 FCD CP Series H DS MM	D4654	2,640,044.29	3,345,741.52	2,640,044.29	2,640,044.29	N/A	0.040	N/A
F5103 FCD Impr Bds Ser 20A MM	D9552	2,796.70	2,796.42	2,796.70	2,796.70	N/A	0.040	N/A
F5103 Rfdg Bds Ser 08A DS MM	D0399	22.17	1,605.82	22.17	22.17	N/A	0.040	N/A
F5103 Rfdg Bds Ser 14A DS MM	D0442	0.00	621.35	0.00	0.00	N/A		N/A
F5103 Rfdg Bds Ser 14B DS MM	D0440	0.00	633.33	0.00	0.00	N/A		N/A
F5103 Rfdg Bds Ser 15B DS MM	D0445	0.00	552.01	0.00	0.00	N/A		N/A
F5103 Rfdg Bds Ser 17A DS MM	D4647	0.00	836.09	0.00	0.00	N/A		N/A
F5103 Rfdg Bds Ser 19A DS MM	D2219	0.00	1,355.32	0.00	0.00	N/A		N/A
F5103 Rfdg Bds Ser 21A COI MM	D6490	279,174.37	583,984.39	279,174.37	279,174.37	N/A	0.040	N/A
Sub Total/Average F5103 Flood Control - Cadence DDA		3,627,832.45	4,653,943.32	3,627,832.45	3,627,832.45	0.00	0.040	
F9992 Flood Control - General Fund								
F5103 HC Flood Contract Tax Debt Svc MM	D4149	26,517.55	0.00	26,517.55	26,517.55	N/A	0.040	N/A
F9992 FCD General MM	D0224	1,000,032.79	1,000,032.98	1,000,032.79	1,000,032.79	N/A	0.040	N/A
F9992 Flood Control - General Fund MMF MM	M0224	7,315,050.19	5,899,912.63	7,315,050.19	7,315,050.19	N/A	0.030	N/A
LOGIC F9992 LGIP	LOGICF9992	10,385.18	10,010,222.93	10,385.18	10,385.18	N/A	0.043	N/A
LoneStar F9992 LGIP	LONESTARF9992	1,537.33	10,001,154.80	1,537.33	1,537.33	N/A	0.067	N/A
TexasCLASS F9992 LGIP	TXCLASSF9992	8,817.78	7,008,601.05	8,817.78	8,817.78	N/A	0.062	N/A
Sub Total/Average F9992 Flood Control - General Fund		8,362,340.82	33,919,924.39	8,362,340.82	8,362,340.82	0.00	0.031	
F9999 Flood Control - Debt Service								
F9999 FCD Debt Service MM	D0439	460,519.08	517,114.36	460,519.08	460,519.08	N/A	0.040	N/A
T-Bill 0 9/23/2021	912796F53	0.00	1,999,960.00	0.00	0.00	0.00		9/23/2021
T-Bill 0 9/9/2021	9127964L0	0.00	10,499,895.00	0.00	0.00	0.00		9/9/2021

Description	CUSIP/Ticker	Ending Face Amount/Shares	Beginning MV	Ending MV	Ending BV	Accrued Interest Earned During Period	Ending YTM @ Cost	Maturity Date
Sub Total/Average F9999 Flood Control - Debt Service		460,519.08	13,016,969.36	460,519.08	460,519.08	0.00	0.040	
J0104 Sheriff - Cadence MMF								
J0104 State Forfeit Assets C18 MMF MM	M8485	162,781.99	153,791.54	162,781.99	162,781.99	N/A	0.030	N/A
J0104 State Forfeit Assets USJ MMF MM	M8477	74,115.57	178,156.08	74,115.57	74,115.57	N/A	0.030	N/A
Sub Total/Average J0104 Sheriff - Cadence MMF		236,897.56	331,947.62	236,897.56	236,897.56	0.00	0.030	
J2160 Sheriff -Forfeit Assets Fed UST								
J2160 Fed Forfeit Assets UST MM	D8470	783,119.07	721,730.61	783,119.07	783,119.07	N/A	0.040	N/A
Sub Total/Average J2160 Sheriff -Forfeit Assets Fed UST		783,119.07	721,730.61	783,119.07	783,119.07	0.00	0.040	
J2162 Sheriff - Forfeit Assets State C59								
J2162 Sheriff - Forfeit Assets State C59 MMF MM	M8484	0.00	484,771.22	0.00	0.00	N/A		N/A
J2162 State Forfeit Assets C59 MM	D8484	388,967.10	500,017.40	388,967.10	388,967.10	N/A	0.040	N/A
Sub Total/Average J2162 Sheriff - Forfeit Assets State C59		388,967.10	984,788.62	388,967.10	388,967.10	0.00	0.040	
J5060 Sheriff - Commissary								
J5060 CommissaryMM	D3003	500,016.09	500,017.40	500,016.09	500,016.09	N/A	0.040	N/A
J5060 Sheriff - Commissary MMF MM	M3003	8,395,682.29	9,616,900.91	8,395,682.29	8,395,682.29	N/A	0.030	N/A
LOGIC J5060 LGIP	LOGICJ5060	3,747,217.87	3,746,870.96	3,747,217.87	3,747,217.87	N/A	0.043	N/A
Sub Total/Average J5060 Sheriff - Commissary		12,642,916.25	13,863,789.27	12,642,916.25	12,642,916.25	0.00	0.034	
J5102 Sheriff - Cadence DDA								
J5102 Spcl Invest Fund MM	D3024	82,860.32	82,852.07	82,860.32	82,860.32	N/A	0.040	N/A
J5102 State Forfeit Assets C18 MM	D8485	250,008.22	250,008.70	250,008.22	250,008.22	N/A	0.040	N/A
J5102 State Forfeit Assets C47 MM	D1154	90,843.20	98,143.20	90,843.20	90,843.20	N/A	0.040	N/A
J5102 State Forfeit Assets HIDT MM	D8490	623,030.26	614,301.09	623,030.26	623,030.26	N/A	0.040	N/A
Sub Total/Average J5102 Sheriff - Cadence DDA		1,046,742.00	1,045,305.06	1,046,742.00	1,046,742.00	0.00	0.040	
K4101 HCTRA CP E-1 BKNY								
K4101 HCTRA CP E-1 BKNY MMF MM	BKNY2682	0.00	46,331.53	0.00	0.00	N/A		N/A
Sub Total/Average K4101 HCTRA CP E-1 BKNY		0.00	46,331.53	0.00	0.00	0.00		
K4102 HCTRA CP E-2 BKNY								
K4102 HCTRA CP E-2 BKNY MMF MM	BKNY2681	0.00	36,073.60	0.00	0.00	N/A		N/A
Sub Total/Average K4102 HCTRA CP E-2 BKNY		0.00	36,073.60	0.00	0.00	0.00		
K5170 Toll Road - Debt Service Reserve 2004A TE								
ALAMO HEIGHTS ISD TX UT GO 3 2/1/2022	011338WW6	0.00	1,052,459.20	0.00	0.00	5,286.67		2/1/2022
BURLINGTON CO NJ GO 2 5/1/2022	121638EZ9	0.00	20,244.80	0.00	0.00	67.78		5/1/2022
K5170 HCTRA 04A DSR MMF MM	BKNY5577	0.00	5,773,785.80	0.00	0.00	N/A		N/A
KENOSHA CITY WI UT GO 2 9/1/2021	4897823V2	0.00	335,000.00	0.00	0.00	0.00		9/1/2021
NEW JERSEY ST HSG & MTG FIN AGY REV *ESG* 1.35	646127EV8	0.00	2,029,100.00	0.00	0.00	4,575.00		12/1/2022
PECOS BARSTOW ISD *ESG* 2 2/15/2022	705227EK8	0.00	1,401,022.70	0.00	0.00	4,710.55		2/15/2022
TULSA OK ISD 1 UT GO *ESG* 2 3/1/2022	899525UB3	0.00	277,483.25	0.00	0.00	931.94		3/1/2022
Sub Total/Average K5170 Toll Road - Debt Service Reserve 2004A TE		0.00	10,889,095.75	0.00	0.00	15,571.94		
K5220 Toll Road - Debt Service Reserve 2005A TE								
BLACK HAWK CO IA UT GO 2 6/1/2022	092059UR3	0.00	1,332,581.55	0.00	0.00	4,456.39		6/1/2022
BURLINGTON CO NJ GO 2 5/1/2022	121638EZ9	0.00	404,896.00	0.00	0.00	1,355.55		5/1/2022
City of Houston TX 5 11/15/2033-21	442435K77	0.00	575,700.00	0.00	0.00	4,829.16		11/15/2033
K5220 HCTRA 05A DSR MMF MM	BKNY5591	0.00	9,427,008.53	0.00	0.00	N/A		N/A

Description	CUSIP/Ticker	Ending Face Amount/Shares	Beginning MV	Ending MV	Ending BV	Accrued Interest Earned During Period	Ending YTM @ Cost	Maturity Date
MARYLAND ST DEPT OF TRANSP REV 2 2/15/2022-21	574204XL2	0.00	2,003,160.00	0.00	0.00	6,777.78		2/15/2022
Round Rock ISD TX 3 8/1/2023	779240KY5	0.00	739,123.00	0.00	0.00	3,558.33		8/1/2023
Sub Total/Average K5220 Toll Road - Debt Service Reserve 2005A TE		0.00	14,482,469.08	0.00	0.00	20,977.21		
K5260 Toll Road - Debt Service Reserve 2006A TE								
ASCENSION PARISH LA SCH DIST GO 2 3/1/2022	043519VB0	0.00	1,540,112.75	0.00	0.00	5,168.06		3/1/2022
BURLINGTON CO NJ GO 2 5/1/2022	121638EZ9	0.00	354,284.00	0.00	0.00	1,186.11		5/1/2022
K5260 HCTRA 06A DSR MMF MM	BKNY5562	0.00	70,153.24	0.00	0.00	N/A		N/A
MARYLAND ST DEPT OF TRANSP REV 2 2/15/2022-21	574204XL2	0.00	1,872,954.60	0.00	0.00	6,337.22		2/15/2022
NEW BERLIN SCH DIST WI 2 3/1/2022	642305TT3	0.00	302,586.00	0.00	0.00	1,016.67		3/1/2022
Round Rock ISD TX 3 8/1/2023	779240KY5	0.00	282,978.52	0.00	0.00	1,362.33		8/1/2023
TULSA OK ISD 1 UT GO *ESG* 2 3/1/2022	899525UB3	0.00	126,128.75	0.00	0.00	423.61		3/1/2022
Sub Total/Average K5260 Toll Road - Debt Service Reserve 2006A TE		0.00	4,549,197.86	0.00	0.00	15,494.00		
K5290 Toll Road - Debt Service Reserve 2008B								
BOZEMAN MT UT GO 2 7/1/2022	103637HM9	0.00	517,915.20	0.00	0.00	1,728.33		7/1/2022
City of Burien WA 5.125 12/1/2025-20	121265CT7	0.00	1,163,050.80	0.00	0.00	3,302.78		12/1/2025
City of Conroe Tx 2 11/15/2021	208399K95	0.00	301,149.00	0.00	0.00	1,016.66		11/15/2021
Columbus OH 3 8/15/2023	199492QP7	0.00	6,745,305.55	0.00	0.00	32,457.09		8/15/2023
GREENWOOD AR SCH DIST #25 LT GO 2 12/1/2021	397040WP7	0.00	276,254.00	0.00	0.00	931.94		12/1/2021
IOWA ST WESTERN COMM CLG UT GO 1.25 6/1/2022-21	462611LM4	0.00	835,835.00	0.00	0.00	1,768.57		6/1/2022
K5290 HCTRA 08B DSR MMF MM	BKNY7584	0.00	4,855,466.83	0.00	0.00	N/A		N/A
NEW JERSEY ST HSG & MTG FIN AGY REV *ESG* 1.35	646127EU0	0.00	907,875.00	0.00	0.00	2,058.75		12/1/2022
Round Rock ISD TX 3 8/1/2022	779240KX7	0.00	130,412.49	0.00	0.00	645.58		8/1/2022
Round Rock ISD TX 3 8/1/2023	779240KY5	0.00	33,788.48	0.00	0.00	162.67		8/1/2023
TULSA OK ISD 1 UT GO *ESG* 2 3/1/2022	899525UB3	0.00	100,903.00	0.00	0.00	338.89		3/1/2022
Sub Total/Average K5290 Toll Road - Debt Service Reserve 2008B		0.00	15,867,955.35	0.00	0.00	44,411.26		
K5340 Toll Road - Debt Service 2007B								
K5340 HCTRA 07B Rev MMF MM	BKNY0767	0.00	427.86	0.00	0.00	N/A		N/A
T-Bill 0 2/10/2022	912796L72	0.00	0.00	0.00	0.00	0.00		2/10/2022
T-Bond 1.875 7/31/2022	9128282P4	0.00	0.00	0.00	0.00	366.85		7/31/2022
XON DISC CP 0 11/10/2021	30229AYA1	0.00	0.00	0.00	0.00	0.00		11/10/2021
Sub Total/Average K5340 Toll Road - Debt Service 2007B		0.00	427.86	0.00	0.00	366.85		
K5370 Toll Road - Debt Service 2007C								
K5370 HCTRA 07C Tax MMF MM	BKNY2453	0.00	3,202.85	0.00	0.00	N/A		N/A
T-Bill 0 2/10/2022	912796L72	0.00	0.00	0.00	0.00	0.00		2/10/2022
T-Bond 1.875 7/31/2022	9128282P4	0.00	0.00	0.00	0.00	1,355.30		7/31/2022
T-Note 0.125 7/31/2022	91282CAC5	0.00	0.00	0.00	0.00	234.38		7/31/2022
Sub Total/Average K5370 Toll Road - Debt Service 2007C		0.00	3,202.85	0.00	0.00	1,589.68		
K5420 Toll Road - Debt Service Reserve 2009A TE								
BURLINGTON CO NJ GO 2 5/1/2022	121638EZ9	0.00	25,306.00	0.00	0.00	84.72		5/1/2022
DENTON TX LT GO 2 2/15/2022	2488668E8	0.00	337,800.60	0.00	0.00	1,135.28		2/15/2022
FRISCO TX ISD UT GO 3 2/15/2022	35880CF74	0.00	506,385.00	0.00	0.00	2,541.66		2/15/2022
GREENWOOD AR SCH DIST #25 LT GO 2 12/1/2021	397040WP7	0.00	301,368.00	0.00	0.00	1,016.67		12/1/2021
IOWA CITY IA GO 2 6/1/2022	462308L54	0.00	506,970.00	0.00	0.00	1,694.44		6/1/2022
K5420 HCTRA 09A DSR MMF MM	BKNY9865	0.00	15,900,199.65	0.00	0.00	N/A		N/A
MARYLAND ST DEPT OF TRANSP REV 5 12/1/2022	574204S53	0.00	0.00	0.00	0.00	34,722.22		12/1/2022

Description	CUSIP/Ticker	Ending Face Amount/Shares	Beginning MV	Ending MV	Ending BV	Accrued Interest Earned During Period	Ending YTM @ Cost	Maturity Date
NEW JERSEY ST HSG & MTG FIN AGY REV *ESG* 1.35	646127EU0	0.00	100,875.00	0.00	0.00	228.75		12/1/2022
Round Rock ISD TX 3 8/1/2022	779240KX7	0.00	858,463.32	0.00	0.00	4,249.67		8/1/2022
SLEEPY HOLLOW NY GO 1.25 11/19/2021	83131PGH9	0.00	9,377,659.37	0.00	0.00	19,813.07		11/19/2021
SOUTHWEST ISD TX UT GO *ESG* 3 2/1/2022	845267ZL0	0.00	0.00	0.00	0.00	41.67		2/1/2022
SOUTHWEST ISD TX UT GO *ESG* 3 2/1/2024	845267ZN6	0.00	0.00	0.00	0.00	65.00		2/1/2024
TULSA OK ISD 1 UT GO *ESG* 2 3/1/2022	899525UB3	0.00	267,392.95	0.00	0.00	898.06		3/1/2022
Sub Total/Average K5420 Toll Road - Debt Service Reserve 2009A TE		0.00	28,182,419.89	0.00	0.00	66,491.21		
K5852 Toll Road - Debt Service Reserve 2009C TE								
Austin TX 4 9/1/2031-21	052396J90	0.00	2,006,880.00	0.00	0.00	13,555.56		9/1/2031
City of Houston TX 5 11/15/2033-21	442435K77	0.00	1,545,300.00	0.00	0.00	12,962.50		11/15/2033
CYPRESS FAIRBANKS ISD TX UT GO *ESG* 4 2/15/2022	232769GR4	0.00	4,503,189.75	0.00	0.00	29,991.66		2/15/2022
K5852 HCTRA 09C DSR MMFMM	BKNY1367	0.00	12,520,742.95	0.00	0.00	N/A		N/A
LONGPORT NJ UT GO 2 7/15/2022	543145GP5	0.00	365,648.40	0.00	0.00	1,220.00		7/15/2022
MARYLAND ST DEPT OF TRANS REV 5 12/1/2022	574204S53	0.00	0.00	0.00	0.00	34,722.22		12/1/2022
Round Rock ISD TX 3 8/1/2022	779240KX7	0.00	423,070.44	0.00	0.00	2,094.33		8/1/2022
ST LOUIS CO MN UT GO 1 12/1/2021	791230WF8	0.00	501,090.00	0.00	0.00	847.22		12/1/2021
TULSA OK ISD 1 UT GO *ESG* 2 3/1/2022	899525UB3	0.00	403,612.00	0.00	0.00	1,355.56		3/1/2022
Sub Total/Average K5852 Toll Road - Debt Service Reserve 2009C TE		0.00	22,269,533.54	0.00	0.00	96,749.05		
K5858 Toll Road - Debt Service 2012C								
K5858 HCTRA 12C Rev MMF MM	BKNY9043	0.00	970.68	0.00	0.00	N/A		N/A
T-Bill 0 2/10/2022	912796L72	0.00	0.00	0.00	0.00	0.00		2/10/2022
T-Note 0.125 7/31/2022	91282CAC5	0.00	0.00	0.00	0.00	178.33		7/31/2022
Sub Total/Average K5858 Toll Road - Debt Service 2012C		0.00	970.68	0.00	0.00	178.33		
K5861 Toll Road - Debt Service 2015B								
K5861 HCTRA 15B Rev MMF MM	BKNY8577	0.00	1,209.02	0.00	0.00	N/A		N/A
T-Bill 0 2/10/2022	912796L72	0.00	0.00	0.00	0.00	0.00		2/10/2022
T-Note 0.125 7/31/2022	91282CAC5	0.00	0.00	0.00	0.00	285.32		7/31/2022
Sub Total/Average K5861 Toll Road - Debt Service 2015B		0.00	1,209.02	0.00	0.00	285.32		
K5862 Toll Road - Debt Service 2012B								
K5862 HCTRA 12B MMF MM	BKNY5895	0.00	6,039.32	0.00	0.00	N/A		N/A
Sub Total/Average K5862 Toll Road - Debt Service 2012B		0.00	6,039.32	0.00	0.00	0.00		
K8201 Toll Road - Sr Ln Debt Service Reserve								
ALAMO HEIGHTS ISD TX UT GO 3 2/1/2022	011338WW6	1,040,000.00	0.00	1,044,888.00	1,044,830.56	2,426.66	0.282	2/1/2022
ASCENSION PARISH LA SCH DIST GO 2 3/1/2022	043519VB0	1,525,000.00	0.00	1,532,060.75	1,526,753.93	2,372.22	1.537	3/1/2022
AUSTIN ISD TX UT GO *ESG* 5 8/1/2022	052430SD8	5,000,000.00	0.00	5,160,650.00	5,165,414.46	19,444.45	0.060	8/1/2022
AUSTIN ISD TX UT GO *ESG* 5 8/1/2023	052430SE6	2,520,000.00	0.00	2,718,979.20	2,725,089.83	9,800.00	0.121	8/1/2023
Austin TX 4 9/1/2031-21	052396J90	0.00	0.00	0.00	0.00	1,777.77		9/1/2031
BLACK HAWK CO IA UT GO 2 6/1/2022	092059UR3	1,315,000.00	0.00	1,326,309.00	1,319,477.21	2,045.55	1.318	6/1/2022
BOZEMAN MT UT GO 2 7/1/2022	103637HM9	510,000.00	0.00	515,492.70	512,668.17	793.34	1.101	7/1/2022
BURLINGTON CO NJ GO 2 5/1/2022	121638EZ9	80,000.00	0.00	80,601.60	80,120.24	124.45	1.639	5/1/2022
BURLINGTON CO NJ GO 2 5/1/2022	121638EZ9	350,000.00	0.00	352,632.00	350,526.05	544.45	1.639	5/1/2022
BURLINGTON CO NJ GO 2 5/1/2022	121638EZ9	20,000.00	0.00	20,150.40	20,030.09	31.11	1.639	5/1/2022
BURLINGTON CO NJ GO 2 5/1/2022	121638EZ9	25,000.00	0.00	25,188.00	25,037.57	38.89	1.639	5/1/2022
BURLINGTON CO NJ GO 2 5/1/2022	121638EZ9	400,000.00	0.00	403,008.00	400,601.82	622.22	1.639	5/1/2022
City of Conroe Tx 2 11/15/2021	208399K95	0.00	0.00	0.00	0.00	216.67		11/15/2021

Description	CUSIP/Ticker	Ending Face Amount/Shares	Beginning MV	Ending MV	Ending BV	Accrued Interest Earned During Period	Ending YTM @ Cost	Maturity Date
City of Houston TX 5 11/15/2033-21	442435K77	0.00	0.00	0.00	0.00	2,762.50		11/15/2033
City of Houston TX 5 11/15/2033-21	442435K77	0.00	0.00	0.00	0.00	1,029.17		11/15/2033
Columbus OH 3 8/15/2023	199492QP7	6,385,000.00	0.00	6,683,626.45	6,568,043.00	14,898.33	1.297	8/15/2023
CONROE ISD TX UT GO 4 2/15/2022	208418S61	2,430,000.00	0.00	2,449,051.20	2,449,683.64	7,560.00	0.123	2/15/2022
CYPRESS FAIRBANKS ISD TX UT GO *ESG* 4 2/15/2022	232769GR4	4,425,000.00	0.00	4,459,957.50	4,460,457.12	13,766.67	0.164	2/15/2022
DENTON TX LT GO 2 2/15/2022	2488668E8	335,000.00	0.00	336,179.20	336,250.08	521.11	0.213	2/15/2022
FRISCO TX ISD UT GO 3 2/15/2022	35880CF74	500,000.00	0.00	502,915.00	503,005.61	1,166.67	0.123	2/15/2022
FRISCO TX ISD UT GO 3 2/15/2023	35880CF82	500,000.00	0.00	516,335.00	517,040.48	1,166.67	0.177	2/15/2023
Greensboro NC 3 6/1/2022	395468LP4	1,915,000.00	0.00	1,942,135.55	1,941,624.35	4,468.34	0.233	6/1/2022
GREENWOOD AR SCH DIST #25 LT GO 2 12/1/2021	397040WP7	300,000.00	0.00	300,000.00	300,000.00	466.66	1.157	12/1/2021
GREENWOOD AR SCH DIST #25 LT GO 2 12/1/2021	397040WP7	275,000.00	0.00	275,000.00	275,000.00	427.78	1.157	12/1/2021
IOWA CITY IA GO 2 6/1/2022	462308L54	500,000.00	0.00	504,625.00	500,879.16	777.78	1.646	6/1/2022
IOWA ST WESTERN COMM CLG UT GO 1.25 6/1/2022-21	462611LM4	835,000.00	0.00	835,676.35	835,394.98	811.81	1.155	6/1/2022
K8201 HCTRA Sr Ln Rev DSR MMF MM	BKNY1922	54,301,461.22	0.00	54,301,461.22	54,301,461.22	N/A	0.010	N/A
LAMAR ISD TX UT GO 3 2/15/2023	513174YW6	1,000,000.00	0.00	1,033,410.00	1,035,395.74	2,333.33	0.071	2/15/2023
LAURENS CO GA SCH DIST UT GO *ESG* 4 3/1/2022	519064BV0	750,000.00	0.00	757,110.00	756,959.54	2,333.34	0.314	3/1/2022
LONGPORT NJ UT GO 2 7/15/2022	543145GP5	360,000.00	0.00	363,931.20	361,468.93	560.00	1.341	7/15/2022
MARYLAND ST DEPT OF TRANS REV 5 12/1/2022	574204S53	10,000,000.00	0.00	10,481,400.00	10,488,619.26	45,097.06	0.156	12/1/2022
MARYLAND ST DEPT OF TRANS REV 5 12/1/2022	574204S53	10,000,000.00	0.00	10,481,400.00	10,488,619.26	45,097.06	0.156	12/1/2022
MARYLAND ST DEPT OF TRANSP REV 2 2/15/2022-21	574204XL2	0.00	0.00	0.00	0.00	1,444.44		2/15/2022
MARYLAND ST DEPT OF TRANSP REV 2 2/15/2022-21	574204XL2	0.00	0.00	0.00	0.00	1,350.56		2/15/2022
NEW BERLIN SCH DIST WI 2 3/1/2022	642305TT3	300,000.00	0.00	301,287.00	300,255.59	466.66	1.655	3/1/2022
NEW JERSEY ST HSG & MTG FIN AGY REV *ESG* 1.35	646127EU0	900,000.00	0.00	904,527.00	900,000.00	945.00	1.350	12/1/2022
NEW JERSEY ST HSG & MTG FIN AGY REV *ESG* 1.35	646127EU0	100,000.00	0.00	100,503.00	100,000.00	105.00	1.350	12/1/2022
NEW JERSEY ST HSG & MTG FIN AGY REV *ESG* 1.35	646127EV8	2,000,000.00	0.00	2,020,360.00	2,000,000.00	2,100.00	1.350	12/1/2022
PECOS BARSTOW ISD *ESG* 2 2/15/2022	705227EK8	1,390,000.00	0.00	1,395,031.80	1,392,339.14	2,162.22	1.190	2/15/2022
Round Rock ISD TX 3 8/1/2022	779240KX7	412,000.00	0.00	419,659.08	416,594.71	961.34	1.320	8/1/2022
Round Rock ISD TX 3 8/1/2022	779240KX7	127,000.00	0.00	129,360.93	128,416.33	296.34	1.320	8/1/2022
Round Rock ISD TX 3 8/1/2022	779240KX7	836,000.00	0.00	851,541.24	845,323.26	1,950.66	1.320	8/1/2022
Round Rock ISD TX 3 8/1/2023	779240KY5	32,000.00	0.00	33,459.20	32,829.58	74.66	1.422	8/1/2023
Round Rock ISD TX 3 8/1/2023	779240KY5	268,000.00	0.00	280,220.80	274,947.73	625.34	1.422	8/1/2023
Round Rock ISD TX 3 8/1/2023	779240KY5	700,000.00	0.00	731,920.00	718,148.36	1,633.34	1.422	8/1/2023
SLEEPY HOLLOW NY GO 1.25 11/19/2021	83131PGH9	0.00	0.00	0.00	0.00	5,521.68		11/19/2021
SOUTHWEST ISD TX UT GO *ESG* 3 2/1/2022	845267ZL0	500,000.00	0.00	502,365.00	502,519.20	1,041.66	0.040	2/1/2022
SOUTHWEST ISD TX UT GO *ESG* 3 2/1/2024	845267ZN6	780,000.00	0.00	824,545.80	827,152.40	1,625.00	0.206	2/1/2024
ST LOUIS CO MN UT GO 1 12/1/2021	791230WF8	500,000.00	0.00	500,000.00	500,000.00	388.89	0.184	12/1/2021
ST LOUIS CO MN UT GO 2 12/1/2022	791230WG6	1,075,000.00	0.00	1,094,747.75	1,094,296.05	1,672.22	0.208	12/1/2022
TULSA OK ISD 1 UT GO *ESG* 2 3/1/2022	899525UB3	125,000.00	0.00	125,563.75	125,325.11	194.45	0.962	3/1/2022
TULSA OK ISD 1 UT GO *ESG* 2 3/1/2022	899525UB3	1,400,000.00	0.00	1,406,314.00	1,403,641.28	2,177.78	0.962	3/1/2022
TULSA OK ISD 1 UT GO *ESG* 2 3/1/2022	899525UB3	265,000.00	0.00	266,195.15	265,689.24	412.22	0.962	3/1/2022
TULSA OK ISD 1 UT GO *ESG* 2 3/1/2022	899525UB3	275,000.00	0.00	276,240.25	275,717.12	427.78	0.962	3/1/2022
TULSA OK ISD 1 UT GO *ESG* 2 3/1/2022	899525UB3	100,000.00	0.00	100,451.00	100,260.09	155.55	0.962	3/1/2022
TULSA OK ISD 1 UT GO *ESG* 2 3/1/2022	899525UB3	400,000.00	0.00	401,804.00	401,040.36	622.22	0.962	3/1/2022
Sub Total/Average K8201 Toll Road - Sr Ln Debt Service Reserve		120,081,461.22	0.00	122,070,270.07	121,894,947.85	213,837.07	0.302	
K8202 Toll Road - First Ln Rev Debt Service								
CARROLLTON FARMERS BRANCH ISD TX UT GO *ESG* 5 2/1	145628J38	5,000,000.00	0.00	5,049,550.00	5,051,619.43	19,444.45	0.061	2/15/2022
K8202 HCTRA First Ln DSR MMF MM	BKNY1923	1,229,036.19	0.00	1,229,036.19	1,229,036.19	N/A	0.010	N/A
LAMAR ISD TX UT GO 3 2/15/2024	513174YX4	1,000,000.00	0.00	1,057,600.00	1,063,015.54	2,333.33	0.142	2/15/2024
MARYLAND ST DEPT OF TRANS REV 5 12/1/2022	574204S53	9,110,000.00	0.00	9,548,555.40	9,555,132.15	41,083.42	0.156	12/1/2022

Description	CUSIP/Ticker	Ending Face Amount/Shares	Beginning MV	Ending MV	Ending BV	Accrued Interest Earned During Period	Ending YTM @ Cost	Maturity Date
TRIBOROUGH NY BRIDGE REV SER C1 5 5/15/2023	89602HAW7	2,000,000.00	0.00	2,137,640.00	2,141,690.16	7,777.78	0.138	5/15/2023
TRIBOROUGH NY BRIDGE REV SER C2 5 5/15/2023	89602HBJ5	5,185,000.00	0.00	5,541,831.70	5,552,331.74	20,163.89	0.138	5/15/2023
Sub Total/Average K8202 Toll Road - First Ln Rev Debt Service		23,524,036.19	0.00	24,564,213.29	24,592,825.21	90,802.87	0.123	
K8203 Toll Road - Sr Ln Rev Debt Service								
K8203 HCTRA Sr Ln Rev DS MMF MM	BKNY1924	6,158,008.41	0.00	6,158,008.41	6,158,008.41	N/A	0.010	N/A
T-Bill 0 2/10/2022	912796L72	6,000,000.00	0.00	5,999,418.00	5,999,456.63	0.00	0.046	2/10/2022
T-Bill 0 2/10/2022	912796L72	1,700,000.00	0.00	1,699,835.10	1,699,846.05	0.00	0.046	2/10/2022
T-Bill 0 2/10/2022	912796L72	4,000,000.00	0.00	3,999,612.00	3,999,669.96	0.00	0.042	2/10/2022
T-Bill 0 2/10/2022	912796L72	2,000,000.00	0.00	1,999,806.00	1,999,834.98	0.00	0.042	2/10/2022
T-Bill 0 2/10/2022	912796L72	12,000,000.00	0.00	11,998,836.00	11,999,009.87	0.00	0.042	2/10/2022
T-Bill 0 2/10/2022	912796L72	13,000,000.00	0.00	12,998,739.00	12,998,927.36	0.00	0.042	2/10/2022
T-Bond 1.875 7/31/2022	9128282P4	27,000,000.00	0.00	27,313,254.00	27,324,652.31	37,143.34	0.072	7/31/2022
T-Bond 1.875 7/31/2022	9128282P4	900,000.00	0.00	910,441.80	910,821.74	1,238.11	0.072	7/31/2022
T-Bond 1.875 7/31/2022	9128282P4	39,000,000.00	0.00	39,452,478.00	39,468,942.22	53,651.49	0.072	7/31/2022
T-Bond 1.875 7/31/2022	9128282P4	300,000.00	0.00	303,480.60	303,607.25	412.70	0.072	7/31/2022
T-Note 0.125 7/31/2022	91282CAC5	7,500,000.00	0.00	7,500,052.50	7,502,320.69	687.84	0.079	7/31/2022
T-Note 0.125 7/31/2022	91282CAC5	12,000,000.00	0.00	12,000,084.00	12,003,713.10	1,100.55	0.079	7/31/2022
XON DISC CP 0 11/10/2021	30229AYA1	0.00	0.00	0.00	0.00	0.00		11/10/2021
Sub Total/Average K8203 Toll Road - Sr Ln Rev Debt Service		131,558,008.41	0.00	132,334,045.41	132,368,810.57	94,234.03	0.062	
K8204 Toll Road - First Ln Rev Debt Service								
K8204 HCTRA First Ln DS MMF MM	BKNY1926	108,416.93	0.00	108,416.93	108,416.93	N/A	0.010	N/A
T-Bill 0 2/10/2022	912796L72	9,000,000.00	0.00	8,999,127.00	8,999,257.55	0.00	0.042	2/10/2022
T-Note 0.125 7/31/2022	91282CAC5	15,500,000.00	0.00	15,500,108.50	15,504,795.96	1,474.18	0.079	7/31/2022
Sub Total/Average K8204 Toll Road - First Ln Rev Debt Service		24,608,416.93	0.00	24,607,652.43	24,612,470.44	1,474.18	0.065	
K8205 Toll Road - Tax Sub Ln Rev Debt Service								
K8205 HCTRA Subordinate Ln Rev DS MMF MM	BKNY1927	534,163.14	0.00	534,163.14	534,163.14	N/A	0.010	N/A
T-Bill 0 2/10/2022	912796L72	600,000.00	0.00	599,941.80	599,945.67	0.00	0.046	2/10/2022
T-Bill 0 2/10/2022	912796L72	4,000,000.00	0.00	3,999,612.00	3,999,652.17	0.00	0.044	2/10/2022
T-Bond 1.875 7/31/2022	9128282P4	3,800,000.00	0.00	3,844,087.60	3,845,690.56	5,421.19	0.072	7/31/2022
T-Note 0.125 7/31/2022	91282CAC5	8,700,000.00	0.00	8,700,060.90	8,702,691.92	827.45	0.079	7/31/2022
T-Note 0.125 7/31/2022	91282CAC5	11,500,000.00	0.00	11,500,080.50	11,503,505.96	1,093.75	0.079	7/31/2022
Sub Total/Average K8205 Toll Road - Tax Sub Ln Rev Debt Service		29,134,163.14	0.00	29,177,945.94	29,185,649.42	7,342.39	0.071	
K8591 Toll Road - Debt Service 1997								
K8591 HCTRA 97 Tax MMF MM	BKNY5676	0.00	108.90	0.00	0.00	N/A		N/A
T-Bill 0 2/10/2022	912796L72	0.00	0.00	0.00	0.00	0.00		2/10/2022
T-Note 0.125 7/31/2022	91282CAC5	0.00	0.00	0.00	0.00	177.31		7/31/2022
Sub Total/Average K8591 Toll Road - Debt Service 1997		0.00	108.90	0.00	0.00	177.31		
K8595 Toll Road - Debt Service 2016A								
K8595 HCTRA 16A Rev MMF MM	BKNY8328	0.00	3,402.79	0.00	0.00	N/A		N/A
T-Bill 0 2/10/2022	912796L72	0.00	0.00	0.00	0.00	0.00		2/10/2022
T-Bond 1.875 7/31/2022	9128282P4	0.00	0.00	0.00	0.00	15,896.74		7/31/2022
Sub Total/Average K8595 Toll Road - Debt Service 2016A		0.00	3,402.79	0.00	0.00	15,896.74		
K8597 Toll Road - Debt Service Reserve 2018A								
AUSTIN ISD TX UT GO *ESG* 5 8/1/2022	052430SD8	0.00	5,225,650.00	0.00	0.00	42,361.11		8/1/2022
AUSTIN ISD TX UT GO *ESG* 5 8/1/2023	052430SE6	0.00	2,757,031.20	0.00	0.00	21,350.00		8/1/2023
BURLINGTON CO NJ GO 2 5/1/2022	121638EZ9	0.00	80,979.20	0.00	0.00	271.11		5/1/2022

Description	CUSIP/Ticker	Ending Face Amount/Shares	Beginning MV	Ending MV	Ending BV	Accrued Interest Earned During Period	Ending YTM @ Cost	Maturity Date
CONROE ISD TX UT GO 4 2/15/2022	208418S61	0.00	2,472,913.80	0.00	0.00	16,470.00		2/15/2022
FRISCO TX ISD UT GO 3 2/15/2023	35880CF82	0.00	520,355.00	0.00	0.00	2,541.66		2/15/2023
Greensboro NC 3 6/1/2022	395468LP4	0.00	1,956,421.45	0.00	0.00	9,734.58		6/1/2022
Iowa State Board of Regents 1.25 9/1/2021	46256QGH3	0.00	375,000.00	0.00	0.00	0.00		9/1/2021
K8597 HCTRA 18A DSR MMF MM	BKNY4634	0.00	8,374,232.38	0.00	0.00	N/A		N/A
LAMAR ISD TX UT GO 3 2/15/2023	513174YW6	0.00	1,041,630.00	0.00	0.00	5,083.34		2/15/2023
LAURENS CO GA SCH DIST UT GO *ESG* 4 3/1/2022	519064BV0	0.00	764,542.50	0.00	0.00	5,083.33		3/1/2022
ST LOUIS CO MN UT GO 2 12/1/2022	791230WG6	0.00	1,099,907.75	0.00	0.00	3,643.06		12/1/2022
TULSA OK ISD 1 UT GO *ESG* 2 3/1/2022	899525UB3	0.00	1,412,642.00	0.00	0.00	4,744.44		3/1/2022
Sub Total/Average K8597 Toll Road - Debt Service Reserve 2018A		0.00	26,081,305.28	0.00	0.00	111,282.63		
K8598 Toll Road - Debt Service 2018A								
K8598 HCTRA 18A DS MMF MM	BKNY4629	0.00	4,061.12	0.00	0.00	N/A		N/A
T-Bill 0 2/10/2022	912796L72	0.00	0.00	0.00	0.00	0.00		2/10/2022
T-Bond 1.875 7/31/2022	9128282P4	0.00	0.00	0.00	0.00	11,005.44		7/31/2022
Sub Total/Average K8598 Toll Road - Debt Service 2018A		0.00	4,061.12	0.00	0.00	11,005.44		
K8606 Toll Road - Debt Service 2019A								
K8606 HCTRA 19A DS MMF MM	BKNY3241	0.00	7,676.16	0.00	0.00	N/A		N/A
T-Bill 0 2/10/2022	912796L72	0.00	0.00	0.00	0.00	0.00		2/10/2022
T-Bond 1.875 7/31/2022	9128282P4	0.00	0.00	0.00	0.00	122.29		7/31/2022
Sub Total/Average K8606 Toll Road - Debt Service 2019A		0.00	7,676.16	0.00	0.00	122.29		
K8607 Toll Road - Debt Service 2021								
K8607 HCTRA 21 DS MMF MM	BKNY5523	0.00	791.95	0.00	0.00	N/A		N/A
T-Bill 0 2/10/2022	912796L72	0.00	0.00	0.00	0.00	0.00		2/10/2022
T-Note 0.125 7/31/2022	91282CAC5	0.00	0.00	0.00	0.00	315.90		7/31/2022
Sub Total/Average K8607 Toll Road - Debt Service 2021		0.00	791.95	0.00	0.00	315.90		
K8608 Toll Road - Debt Service First Ln Oblig								
CARROLLTON FARMERS BRANCH ISD TX UT GO *ESG* 5 2/1	145628J38	0.00	5,110,850.00	0.00	0.00	42,361.11		2/15/2022
K8608 HCTRA First Ln Oblig DSR MMF MM	BKNY5519	0.00	18,554,939.67	0.00	0.00	N/A		N/A
LAMAR ISD TX UT GO 3 2/15/2024	513174YX4	0.00	1,069,040.00	0.00	0.00	5,083.34		2/15/2024
MARYLAND ST DEPT OF TRANS REV 5 12/1/2022	574204S53	0.00	0.00	0.00	0.00	31,631.94		12/1/2022
TRIBOROUGH NY BRIDGE REV SER C1 5 5/15/2023	89602HAW7	0.00	0.00	0.00	0.00	8,888.89		5/15/2023
TRIBOROUGH NY BRIDGE REV SER C2 5 5/15/2023	89602HBJ5	0.00	0.00	0.00	0.00	23,044.44		5/15/2023
Sub Total/Average K8608 Toll Road - Debt Service First Ln Oblig		0.00	24,734,829.67	0.00	0.00	111,009.72		
R0999 HCTO - Tax Office Refund Cadence DDA MMF								
R0999 Refund Acct MM	D7014	31,979,863.98	48,367,375.52	31,979,863.98	31,979,863.98	N/A	0.040	N/A
Sub Total/Average R0999 HCTO - Tax Office Refund Cadence DDA MMF		31,979,863.98	48,367,375.52	31,979,863.98	31,979,863.98	0.00	0.040	
R1015 HCTO - Automobile Inventory Tax								
R1015 1999 Auto Inventory Tax Acct MM	D7161	2,000,060.24	2,000,065.64	2,000,060.24	2,000,060.24	N/A	0.040	N/A
R1015 1999 Auto Inventory Tax Acct MMF MM	M7161	7,558,528.71	4,368,130.37	7,558,528.71	7,558,528.71	N/A	0.030	N/A
T-Bill 0 12/30/2021	912796A90	28,000,000.00	27,995,240.00	27,998,012.00	27,998,973.34	0.00	0.045	12/30/2021
TMCC DISC CP 0 12/22/2021	89233GZN9	8,000,000.00	0.00	7,999,656.00	7,999,560.00	0.00	0.090	12/22/2021
Sub Total/Average R1015 HCTO - Automobile Inventory Tax		45,558,588.95	34,363,436.01	45,556,256.95	45,557,122.29	0.00	0.050	
R4008 HCTO - Tax Office Cadence DDA MMF								
R4008 2004 Tax Acct MM	D7189	4,516,934.22	3,835,822.52	4,516,934.22	4,516,934.22	N/A	0.040	N/A

Description	CUSIP/Ticker	Ending Face Amount/Shares	Beginning MV	Ending MV	Ending BV	Accrued Interest Earned During Period	Ending YTM @ Cost	Maturity Date
R4008 2005 Tax Acct MM	D7203	56,225.29	19,403.21	56,225.29	56,225.29	N/A	0.040	N/A
R4008 2006 Tax Acct MM	D7182	1,000,000.75	1,000,012.29	1,000,000.75	1,000,000.75	N/A	0.040	N/A
R4008 2006 Tax Acct MMF MM	M7182	164,235,484.50	7,719,258.67	164,235,484.50	164,235,484.50	N/A	0.030	N/A
R4008 Auto Hwy RTS MM	D7098	1,315,097.24	2,745,082.87	1,315,097.24	1,315,097.24	N/A	0.040	N/A
R4008 Beer Wine Liquor Fees MM	D7175	216,375.16	233,441.60	216,375.16	216,375.16	N/A	0.040	N/A
R4008 Cert of Title RTS MM	D7077	11,146,353.80	4,936,073.20	11,146,353.80	11,146,353.80	N/A	0.040	N/A
R4008 Change Order Acct MM	D7168	22,550.00	22,550.00	22,550.00	22,550.00	N/A	0.040	N/A
R4008 Gen Auto RTS MM	D7084	15,000,433.24	15,000,484.38	15,000,433.24	15,000,433.24	N/A	0.040	N/A
R4008 Gen Auto RTS MMF MM	M7084	6,826,652.71	21,584,859.91	6,826,652.71	6,826,652.71	N/A	0.030	N/A
R4008 Hotel Motel Spcl Tax Acct MM	D7154	239,389.91	356,606.01	239,389.91	239,389.91	N/A	0.040	N/A
R4008 Misc Refund Acct MM	D7196	32,655.49	50,441.06	32,655.49	32,655.49	N/A	0.040	N/A
R4008 Motor Vehicle Sales RTS MM	D7105	938,105.97	938,021.66	938,105.97	938,105.97	N/A	0.040	N/A
R4008 Motor Vehicle Sales RTS MMF MM	M7105	0.00	0.00	0.00	0.00	N/A		N/A
R4008 Prop Tax Overpayments MM	D7063	41,254,004.07	47,707,911.30	41,254,004.07	41,254,004.07	N/A	0.040	N/A
R4008 SOS C19 Acct MM	D7223	389,635.51	229.62	389,635.51	389,635.51	N/A	0.040	N/A
R4008 Suspense Acct MM	D7021	250,004.02	45,673.25	250,004.02	250,004.02	N/A	0.040	N/A
R4008 Suspense Acct MMF MM	M7021	260,960.05	0.00	260,960.05	260,960.05	N/A	0.030	N/A
R4008 Tax & TTEE R/E Sales MMF MM	M7197	495,009.31	500,011.02	495,009.31	495,009.31	N/A	0.030	N/A
R4008 Tax & TTEE R/E Sales Restr MMF MM	M3010	15,000,651.64	15,000,320.46	15,000,651.64	15,000,651.64	N/A	0.030	N/A
Sub Total/Average R4008 HCTO - Tax Office Cadence DDA MMF		263,196,522.88	121,696,203.03	263,196,522.88	263,196,522.88	0.00	0.033	
X2165 Commissioners Court Ch 59								
T-Bond 0.375 3/31/2022	91282ZG8	1,000,000.00	0.00	1,000,999.00	1,001,125.37	700.15	0.036	3/31/2022
X2165 Comm Crt State Forfeit Assets MM	D8463	750,024.65	750,026.09	750,024.65	750,024.65	N/A	0.040	N/A
X2165 Commissioners Court Ch 59 MMF MM	M8463	1,172,793.94	2,183,593.59	1,172,793.94	1,172,793.94	N/A	0.030	N/A
Sub Total/Average X2165 Commissioners Court Ch 59		2,922,818.59	2,933,619.68	2,923,817.59	2,923,943.96	700.15	0.035	
Y5913 Metro - General Mobility Program								
AUSTIN TX LT GO 0.169 9/1/2021	052397UJ3	0.00	5,480,000.00	0.00	0.00	0.00		9/1/2021
FFCB 0.7 3/11/2022	3133ELSN5	10,000,000.00	10,034,200.00	10,017,900.00	9,999,772.13	17,305.55	0.708	3/11/2022
LOGIC Y5913 LGIP	LOGICY5913	5,434,229.18	5,433,726.07	5,434,229.18	5,434,229.18	N/A	0.043	N/A
LoneStar Y5913 LGIP	LONESTARY5913	13,637,495.34	13,635,581.20	13,637,495.34	13,637,495.34	N/A	0.067	N/A
NATX DISC CP 0 6/15/2022	63873KFF9	10,000,000.00	0.00	9,985,380.00	9,985,772.22	0.00	0.260	6/15/2022
PMA SCH DIST AID ANT NTS WI 2 9/28/2022	730146CQ8	4,000,000.00	0.00	4,051,880.00	4,055,676.18	7,111.11	0.311	9/28/2022
T-Bill 0 10/7/2021	9127964V8	0.00	999,960.00	0.00	0.00	0.00		10/7/2021
T-Bill 0 10/7/2021	9127964V8	0.00	4,999,800.00	0.00	0.00	0.00		10/7/2021
T-Bill 0 11/4/2021	9127964W6	0.00	1,999,840.00	0.00	0.00	0.00		11/4/2021
T-Bill 0 11/4/2021	9127964W6	0.00	4,999,600.00	0.00	0.00	0.00		11/4/2021
T-Bill 0 7/14/2022	912796K57	2,000,000.00	0.00	1,998,624.00	1,999,133.66	0.00	0.070	7/14/2022
T-Bill 0 8/11/2022	912796L64	5,000,000.00	0.00	4,995,430.00	4,995,943.06	0.00	0.117	8/11/2022
T-Bill 0 9/9/2021	9127964L0	0.00	4,999,950.00	0.00	0.00	0.00		9/9/2021
T-Bond 1.75 6/30/2022	912828XW5	3,000,000.00	3,041,490.00	3,028,476.00	3,029,119.19	12,982.34	0.079	6/30/2022
T-Bond 1.75 9/30/2022	912828L57	7,000,000.00	7,124,110.00	7,090,783.00	7,096,656.98	30,569.83	0.089	9/30/2022
T-Bond 2.5 1/15/2022	912828V8	2,000,000.00	2,017,820.00	2,006,016.00	2,005,921.52	12,364.13	0.101	1/15/2022
TexasCLASS Y5913 LGIP	TXCLASSY5913	3,859,177.71	3,858,723.69	3,859,177.71	3,859,177.71	N/A	0.062	N/A
T-Note 0.125 10/31/2022	91282CAR2	2,000,000.00	2,000,400.00	1,998,360.00	2,000,478.03	621.58	0.099	10/31/2022
T-Note 0.125 11/30/2022	91282CAX9	2,000,000.00	2,000,460.00	1,997,812.00	2,000,243.72	621.58	0.113	11/30/2022
T-Note 0.125 12/31/2022	91282CBD2	2,000,000.00	1,999,920.00	1,997,110.00	2,000,062.00	618.20	0.122	12/31/2022
T-Note 0.125 12/31/2022	91282CBD2	10,000,000.00	0.00	9,985,550.00	9,986,532.19	203.80	0.250	12/31/2022
T-Note 0.125 2/28/2023	91282CBN0	4,000,000.00	0.00	3,990,780.00	3,999,592.20	939.23	0.133	2/28/2023

Description	CUSIP/Ticker	Ending Face Amount/Shares	Beginning MV	Ending MV	Ending BV	Accrued Interest Earned During Period	Ending YTM @ Cost	Maturity Date
T-Note 0.5 3/15/2023	912828ZD5	4,000,000.00	0.00	4,009,844.00	4,016,426.81	3,425.42	0.181	3/15/2023
T-Note 1.125 9/30/2021	912828T34	0.00	15,012,750.00	0.00	0.00	13,831.97		9/30/2021
T-Note 1.5 1/15/2023	912828Z29	5,000,000.00	0.00	5,068,750.00	5,069,300.81	1,222.83	0.265	1/15/2023
T-Note 1.5 9/15/2022	912828YF1	5,000,000.00	5,073,250.00	5,053,125.00	5,054,140.62	18,802.92	0.127	9/15/2022
T-Note 1.5 9/30/2021	912828YJ3	0.00	2,002,300.00	0.00	0.00	2,459.02		9/30/2021
T-Note 1.75 5/15/2022	912828SV3	2,000,000.00	2,023,600.00	2,015,000.00	2,015,014.08	8,678.54	0.095	5/15/2022
T-Note 2 2/15/2022	912828SF8	2,000,000.00	2,017,500.00	2,008,036.00	2,007,981.56	9,891.30	0.084	2/15/2022
T-Note 2.25 4/15/2022	9128286M7	2,000,000.00	2,026,880.00	2,016,016.00	2,015,907.12	11,219.60	0.103	4/15/2022
T-Note 2.625 12/15/2021	9128285R7	2,000,000.00	2,014,780.00	2,001,930.00	2,001,937.84	13,053.28	0.104	12/15/2021
T-Note 2.625 12/15/2021	9128285R7	5,000,000.00	5,036,950.00	5,004,825.00	5,004,914.61	32,633.20	0.068	12/15/2021
T-Note 2.875 10/15/2021	9128285F3	0.00	2,006,800.00	0.00	0.00	7,069.67		10/15/2021
Sub Total/Average Y5913 Metro - General Mobility Program		112,930,902.23	111,840,390.96	113,252,529.23	113,271,428.76	205,625.10	0.191	
Z5111 Constable - Cadence DDA								
Z5111 Constable Pct 1 Fed Forfeit Asst USJ MM	D8449	84,592.11	85,277.64	84,592.11	84,592.11	N/A	0.040	N/A
Z5111 Constable Pct 1 Fed Forfeit Asst UST MM	D8442	259.53	259.50	259.53	259.53	N/A	0.040	N/A
Z5111 Constable Pct 1 State Forfeit Asst C18 MM	D8446	267,547.17	262,987.09	267,547.17	267,547.17	N/A	0.040	N/A
Z5111 Constable Pct 1 State Forfeit Asst C59 MM	D8456	45,638.73	43,988.66	45,638.73	45,638.73	N/A	0.040	N/A
Z5111 Constable Pct 2 Fed Forfeit Asst USJ MM	D8450	22,730.37	22,728.10	22,730.37	22,730.37	N/A	0.040	N/A
Z5111 Constable Pct 2 Fed Forfeit Asst UST MM	D8443	10.85	10.85	10.85	10.85	N/A	0.040	N/A
Z5111 Constable Pct 2 State Forfeit Asst C18 MM	D8455	85,957.96	120,027.29	85,957.96	85,957.96	N/A	0.040	N/A
Z5111 Constable Pct 2 State Forfeit Asst C59 MM	D8462	51,915.44	86,655.06	51,915.44	51,915.44	N/A	0.040	N/A
Z5111 Constable Pct 3 Fed Forfeit Asst USJ MM	D8454	0.66	0.66	0.66	0.66	N/A	0.040	N/A
Z5111 Constable Pct 3 State Forfeit Asst C18 MM	D8447	47,728.18	45,926.70	47,728.18	47,728.18	N/A	0.040	N/A
Z5111 Constable Pct 3 State Forfeit Asst C59 MM	D8464	20,357.14	15,125.22	20,357.14	20,357.14	N/A	0.040	N/A
Z5111 Constable Pct 4 Fed Forfeit Asst USJ MM	D8451	64,093.69	64,087.29	64,093.69	64,093.69	N/A	0.040	N/A
Z5111 Constable Pct 4 Fed Forfeit Asst UST MM	D8444	1,271.39	4,771.10	1,271.39	1,271.39	N/A	0.040	N/A
Z5111 Constable Pct 4 State Forfeit Asst C18 MM	D8457	787,507.91	759,787.42	787,507.91	787,507.91	N/A	0.040	N/A
Z5111 Constable Pct 4 State Forfeit Asst C59 MM	D8465	403,709.93	394,050.55	403,709.93	403,709.93	N/A	0.040	N/A
Z5111 Constable Pct 5 Fed Forfeit Asst USJ MM	D8452	83,979.87	83,971.50	83,979.87	83,979.87	N/A	0.040	N/A
Z5111 Constable Pct 5 Fed Forfeit Asst UST MM	D8445	990.00	989.91	990.00	990.00	N/A	0.040	N/A
Z5111 Constable Pct 5 State Forfeit Asst C18 MM	D8448	254,756.97	227,327.85	254,756.97	254,756.97	N/A	0.040	N/A
Z5111 Constable Pct 5 State Forfeit Asst C59 MM	D8466	538,445.02	534,596.12	538,445.02	538,445.02	N/A	0.040	N/A
Z5111 Constable Pct 6 State Forfeit Asst C18 MM	D8458	8,331.58	8,330.76	8,331.58	8,331.58	N/A	0.040	N/A
Z5111 Constable Pct 6 State Forfeit Asst C59 MM	D8467	43,534.96	37,627.97	43,534.96	43,534.96	N/A	0.040	N/A
Z5111 Constable Pct 7 State Forfeit Asst C59 MM	D8468	30,818.37	30,815.30	30,818.37	30,818.37	N/A	0.040	N/A
Z5111 Constable Pct 8 State Forfeit Asst C59 MM	D8469	138,875.42	98,832.03	138,875.42	138,875.42	N/A	0.040	N/A
Sub Total/Average Z5111 Constable - Cadence DDA		2,983,053.25	2,928,174.57	2,983,053.25	2,983,053.25	0.00	0.040	
Total / Average		3,805,117,925.41	4,375,493,462.89	3,814,550,444.00	3,814,632,984.35	6,082,258.83	0.116	



Summary of Other Entities' Current Portfolios

Begin Date: 8/31/2021, End Date: 11/30/2021

Description	Ending Face Amount/Shares	Beginning MV	Ending MV	Ending BV	Accrued Interest Earned During Period	Ending YTM @ Cost
911 Emergency Network	27,666,332.59	26,201,346.73	27,642,740.59	27,646,052.59	0.00	0.098
Community Health Choice	591,293,582.01	495,945,484.37	591,358,192.11	591,358,476.89	39,831.71	0.013
Community Sup - Cor	27,380,067.29	25,909,113.14	27,378,783.29	27,378,470.74	0.00	0.065
County Clerk	48,368,291.48	46,473,023.15	48,423,035.48	48,423,388.55	30,457.65	0.072
District Clerk	136,473,321.81	140,751,254.77	136,488,091.81	136,495,225.77	15,311.92	0.061
Hospital District	897,385,542.35	1,023,778,463.74	897,287,271.35	897,269,547.17	0.00	0.081
Juvenile Probation	13,713,632.16	12,325,075.27	13,713,632.16	13,713,632.16	0.00	0.041
Sports Authority	138,210,881.60	121,561,447.14	138,276,351.71	138,449,169.84	48,685.47	0.188
Total / Average	1,880,491,651.29	1,892,945,208.31	1,880,568,098.50	1,880,733,963.71	134,286.75	0.066

Harris County Texas
Quarterly Portfolio Compliance Check
Period Ending November 30, 2021

Hilltop Securities Asset Management, in providing a policy compliance check of the Harris County portfolio, has reviewed quarter end holdings for compliance with Texas state law, as well as adherence to the investment policy and intended fund strategy during the quarter ending November 30, 2021. Data used in preparing this review was obtained from Harris County finance officials.

Adherence to Policy:

Article V.

Investment Objectives

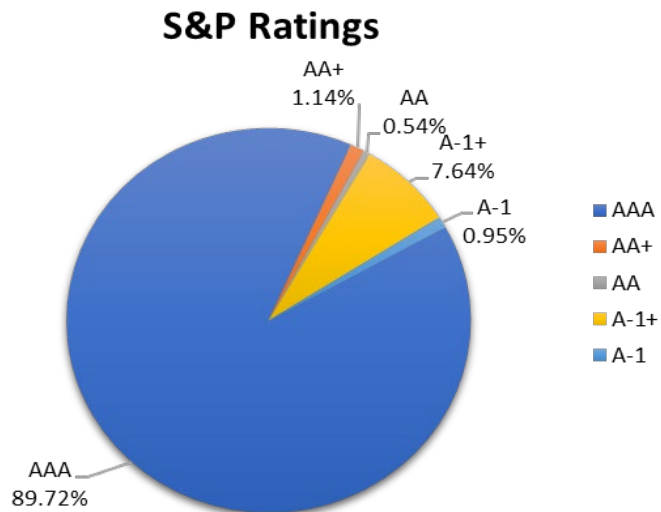
Section 5.01 General Objectives

- (1) *General objectives of safety, liquidity, marketability, diversification and yield are met.*
- ✓ The portfolio contains only U.S. Treasury issues, Federal agencies, municipal bonds, “Prime” commercial paper, AAA-rated money market funds and local government investment pools and secured bank deposits.
 - ✓ The portfolio appears to be sufficiently liquid with an average effective maturity of 103 days during the quarter.
 - ✓ The percentage in *full-faith-and-credit* Treasuries is approximately 39.3%.
 - ✓ Commercial paper percentage is 5.9%; *all issues A1 P1 or better.*

The November 30th average portfolio bond equivalent yield at cost of 0.12% reflects better than a current market yield for a short maturity portfolio with high credit quality.

- (2) *Safety of principal is the foremost objective.* County Designees shall seek first to ensure that capital losses are avoided, whether they are from securities defaults or erosion of market value.
- ✓ Safety of principal is reasonably assured through high quality investments and the short maturity structure of the portfolio. Treasury notes are backed by the full-faith-and-credit of the United States and are rated AA+ by S&P and AAA by Moody’s. Federal agencies (“instrumentalities”) including the Federal Home Loan Bank, the Federal Farm Credit Bank, the Federal National Mortgage Association (“Fannie Mae”) and the Federal National Mortgage Corporation (“Freddie Mac”) are also rated AA+ by S&P and AAA by Moody’s.
 - ✓ All municipal obligations in the portfolio are rated AA or better. Both money market funds are AAA-rated. **Exxon Mobil** (XON), **Toyota Motor Credit Corp** (TMCC), and

Toyota Credit Canada, Inc. (TCCI) are all rated A1+/P1, the highest short-term rating categories of S&P and Moody's, while Natixis NY (NATX) is rated A1/P1/F1.



✓ Note: SP- A-1+ and A-1 are all short-term ratings. AAA and AA are long-term or senior debt ratings.

S&P Ratings	%
AAA	89.72%
AA+	1.14%
AA	0.54%
A-1+	7.64%
A-1	0.95%
Grand Total	100.00%

Moody Ratings	%
Aaa	84.06%
Aa1	3.92%
Aa2	0.72%
P-1	11.10%
MIG1	0.20%
Grand Total	100.00%

Fitch Ratings	%
AAA	19.11%
AA+	25.46%
AA	1.58%
F1	53.85%
Grand Total	100.00%

❑ (4) *Investment Portfolio shall be structured to be sufficiently liquid* to enable the County to meet all operating requirements which might be reasonably anticipated

- ✓ Approximately 43% of the overall portfolio is held in either demand accounts, investment pools or money market funds, while laddered maturities ensure additional liquidity. The 103-day effective WAM also indicates a highly liquid portfolio.

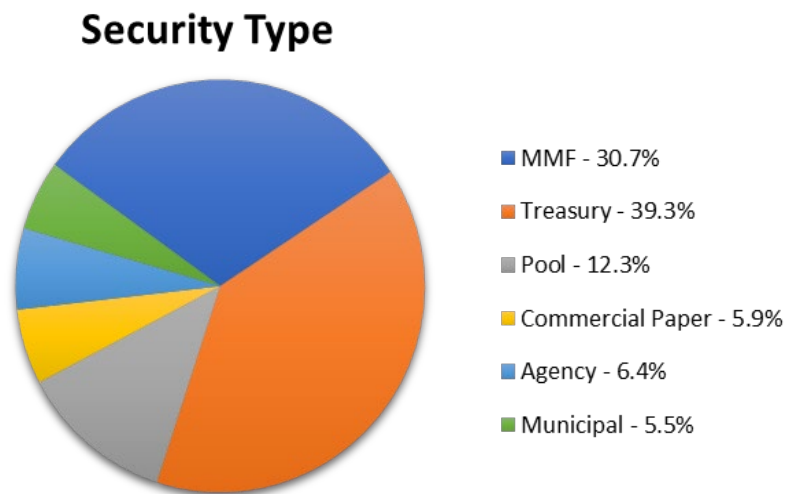
❑ (5) *The investment portfolio shall be designed with the objective of attaining a fair market yield* throughout budgetary and economic cycles, taking into account investment risk constraints and liquidity needs. A fair market yield rate shall equal or exceed the available yield at the time of purchase on a U.S. Treasury security having a comparable maturity date.

- ✓ The portfolio's weighted-average bond equivalent yield at cost September through November 2021 was 0.13%, well above the average daily three-month Treasury bill yield of 0.04% during the period.

❑ (7) *No investments shall be made for the purpose of speculation*, such as anticipating an appreciation of capital through changes in market interest rates.

- As of the November 30, 2021 reporting date, there is no indication that the County had entered into any speculative investments.

Section 5.03 Authorized Investment Instruments



Security Type	Book Value %	Book Value \$
+ MMF	30.67%	\$1,170
+ Pool	12.25%	\$467
+ Treasury	39.35%	\$1,501
+ Agency	6.36%	\$243
+ Commercial Paper	5.90%	\$225
- Municipal	5.47%	\$209
GENERAL OBLIGATION LTD	0.12%	\$5
GENERAL OBLIGATION UNLTD	2.45%	\$94
REVENUE BONDS	2.78%	\$106
REVENUE NOTES	0.11%	\$4
Grand Total	100.00%	\$3,815

All securities authorized in the investment policy are permitted under the Public Funds Investment Act.

✓ All securities held in the County's portfolio at quarter end are authorized under the Texas Public Funds Investment Act.

All securities held in the portfolio are authorized in the investment policy.

✓ All securities held in the County's portfolio at quarter end are authorized by County investment policy. *Confirmed.*

Obligations of states, agencies, counties, cities, and other political subdivisions located in the United States and rated not less than A, or its equivalent, by a nationally recognized investment rating firm.

✓ All municipal bonds in the portfolio were rated AA or better by either S&P or/and Moody's as of November 30, 2021. *Confirmed.*

Commercial paper with a stated maturity of 270 days or less from the date of issuance, rated A1 or P-1 or an equivalent rating by at least two nationally recognized rating agencies, and not under review for possible downgrade at time of purchase.

✓ All CP is rated A1 / P1, or better. Commercial paper, by definition, is limited to 270 days, although there are exceptions for some asset-backed paper. *Confirmed.*

Local government investment pools with a dollar weighted average maturity of 60 days or less, approved through resolution of Commissioners Court to provide services to the County, continuously rated no lower than AAA or equivalent by at least one nationally recognized rating service. The County may not invest an amount that exceeds 10 percent of the total assets of any one local government investment pool.

✓ As of the reporting date, the County does not own over 10% of LOGIC, Texas CLASS or Lone Star Government. The County is reasonably well diversified by pool. *Confirmed*

A Securities and Exchange Commission (SEC) registered, no load money market mutual fund which has a dollar weighted average stated maturity of 60 days or less. Furthermore, it must be rated not less than AAA or equivalent by at least one nationally recognized rating service and the County must be provided with a prospectus and other information required by the SEC Act of 1934 or the Investment Company Act of 1940. The County may not invest an amount that exceeds 10 percent of the total assets of any one fund.

- ✓ The Fidelity Government Fund and Invesco Government Fund are both AAA-rated, SEC-registered, 60-day WAM money market funds.

Section 5.04 Unauthorized Investment Instruments

The County may not invest in *any Collateralized Mortgage Obligation (CMO)*. In addition, the County may not invest in any Interest Only (IO) or Principal Only (PO) Mortgage-backed security or any obligation whose interest rate is determined by an index that adjusts opposite to the changes in a market index (inverse floater)

- ✓ There are no mortgage-backed securities, collateralized mortgage obligations or inverse floaters in the portfolio as of quarter end.

Section 5.06 Maturity

The weighted average maturity of the overall portfolio shall *not exceed three years*.

- ✓ The effective weighted average maturity of the portfolio at quarter end was less than six months.

Maximum maturity of any investment held in debt service funds, the general concentration pool and custodial & fiduciary funds may not exceed three (3) years.

- ✓ Maximum maturities in all of these funds are under stated policy limits.

Maximum maturity of any investment held in construction/capital project funds, the special revenue fund and flood control fund may not exceed five (5) years.

- ✓ Maximum maturities in all of these funds are under stated policy limits.

Maximum maturity of any investment held in the proprietary & enterprise fund and public improvement contingency fund may not exceed six (6) years.

- ✓ Maximum maturities in all of these funds are under stated policy limits.

Maximum maturity of any investment held in district clerk registry funds, county clerk registry funds and bond reserve funds may not exceed seven (7) years.

- ✓ Maximum maturities in all of these funds are under stated policy limits.

❑ Maximum maturity of any investment held in bond reserve funds may be invested to the final maturity of the bonds themselves.

- ✓ Maturities in the bond reserve funds are appropriate.

Section 5.07 Diversification

❑ (1) *Portfolio investment maturities shall be staggered in a way that avoids undue concentration of assets in a specific maturity sector.*

- ✓ The portfolio average maturity is still short from a historical perspective and there is more concentration on the short end than is *normally desirable*. However, this strategy is advantageous in a zero rate environment when market yields are expected to rise, as there will be more spending capacity to employ in the future at higher yields.

❑ (4) Diversification Limits:

❑ Maturity. No more than 50% of the portfolio, excluding those investments held for construction/capital projects, special revenue, flood control, proprietary and enterprise, public improvement contingency, district clerk registry, county clerk registry, and bond reserves may be invested beyond three years, and the average maturity of the overall portfolio, with the previous exceptions, shall not exceed three years.

- ✓ The overall portfolio maturity averaged a conservative 103 days. There was little yield advantage to extending duration in September, October or November. The County was wise to keep maturities short. The two-year Treasury yield has now more than doubled over the past two months.

❑ Risk Default. No more than 25% of the overall portfolio is invested in time deposits of a single user.

- ✓ There were no investments in time deposits at the end of the quarter.

❑ Marketability. At least 15% of the portfolio, excluding those investments held for future major capital expenditures, debt service payments, bond fund reserve accounts, and capitalized interest funds, shall be invested in overnight instruments or in marketable securities which can be sold to raise cash within one day's notice.

- ✓ Approximately 42% of the portfolio is held in fully liquid money market funds, investment pools and bank demand accounts.

Section 5.09 Risk Tolerance

- ❑ (1) All investment transactions will be conducted with approved banks, broker/dealers, money market funds, and investment pools as listed in Exhibit B of this policy.
- ✓ It appears as though all purchases made in the period were conducted with approved banks, dealers, funds and pools.

In conclusion, all investments contained in the November 30, 2021 portfolio adhere to stated policy.

Scott McIntyre, CFA
Senior Portfolio Manager
Hilltop Securities Asset Management, LLC.
800-575-3792

This information has been provided at your request for informational purposes only. It has been obtained from sources believed to be reliable; however, neither Hilltop Securities Asset Management nor Hilltop Securities can guarantee the accuracy or completeness of this information.