



QUARTERLY INVESTMENT REPORT FOURTH QUARTER 2023-2024

**PREPARED BY:
OFFICE OF MANAGEMENT AND BUDGET
FINANCIAL MANAGEMENT**

The report is presented in accordance with the Texas Government Code - Public Funds Investment Act, Section 2256.023. Financial Management certifies that to the best of our knowledge that Harris County is in compliance with the provisions of Government Code 2256 and with the stated policies and strategies of Harris County. Unless otherwise noted, values do not include custodial funds or portfolios of entities with separate investment policies managed by Harris County Office of Management and Budget.

Amy Perez

Deputy Executive Director, OMB

Diana Elizondo

Investment Director

Mark LaRue

Investment Manager

Table of Contents

Section I: Summary of Harris County Portfolio Balances & Characteristics

Section II: Total Rate of Return vs. Benchmark

Section III: Current Portfolio Holdings & Quarterly Income

Section IV: Summary of Other Entities' Portfolios

Section V: Financial Advisor Quarterly Compliance Check

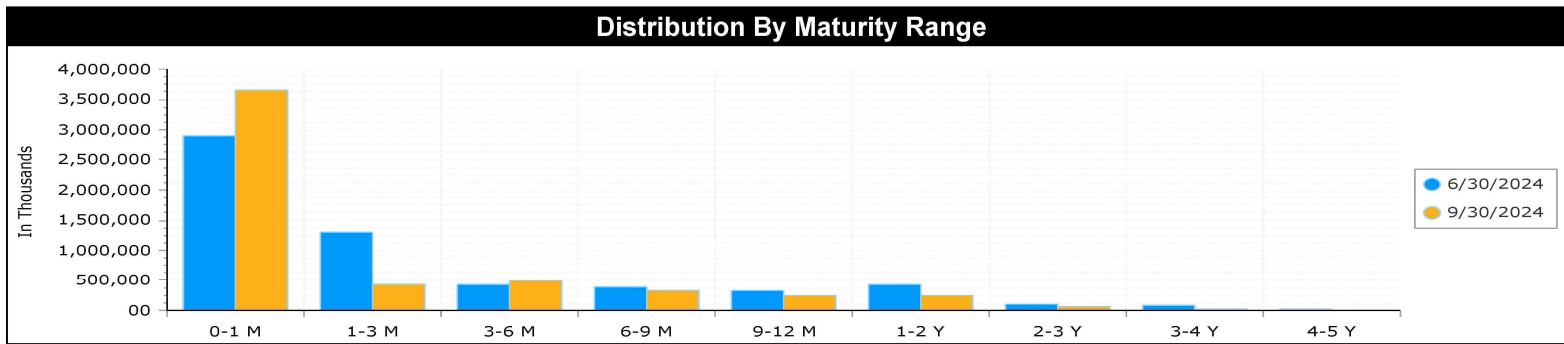
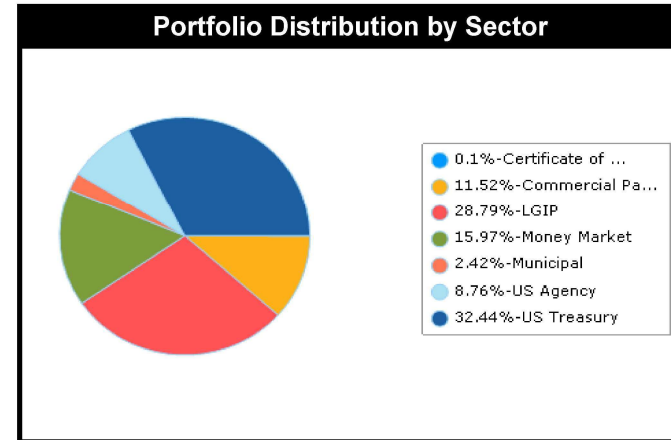


Summary of Harris County Portfolio Balances & Characteristics

June 30, 2024 through September 30, 2024

Book & Market Value Comparison							
Month	Market Value	Book Value	Unrealized Gain/Loss	YTM @ Cost	YTM @ Market	Duration	Days To Maturity
Beginning	5,960,902,532.62	5,968,688,705.57	-7,786,172.95	5.10	5.50	0.34	125
7/31/2024	5,805,243,583.02	5,808,048,484.00	-2,804,900.98	5.08	5.20	0.32	117
8/31/2024	5,845,754,986.09	5,844,326,196.71	1,428,789.38	5.07	5.04	0.27	102
9/30/2024	5,628,220,611.93	5,623,714,873.96	4,505,737.97	4.66	4.51	0.23	86
Average	5,759,739,727.01	5,758,696,518.22	1,043,208.79	4.94	4.92	0.27	102

Quarterly Investment Income By Sector		
	Ending BV + Accrued Interest	Investment Income-BV
Certificate of Deposit	\$5,243,492.19	\$42,419.73
Corporate	\$641,126,670.54	\$11,552,214.53
Local Government Investment Pool	\$1,575,434,426.80	\$21,094,342.11
Money Market	\$1,014,051,768.56	\$14,037,585.06
Municipal	\$135,175,454.50	\$1,256,972.09
US Agency	\$484,338,095.25	\$8,596,021.44
US Treasury	\$1,780,720,023.51	\$17,228,696.04
Total	\$5,636,089,931.35	\$73,808,251.00

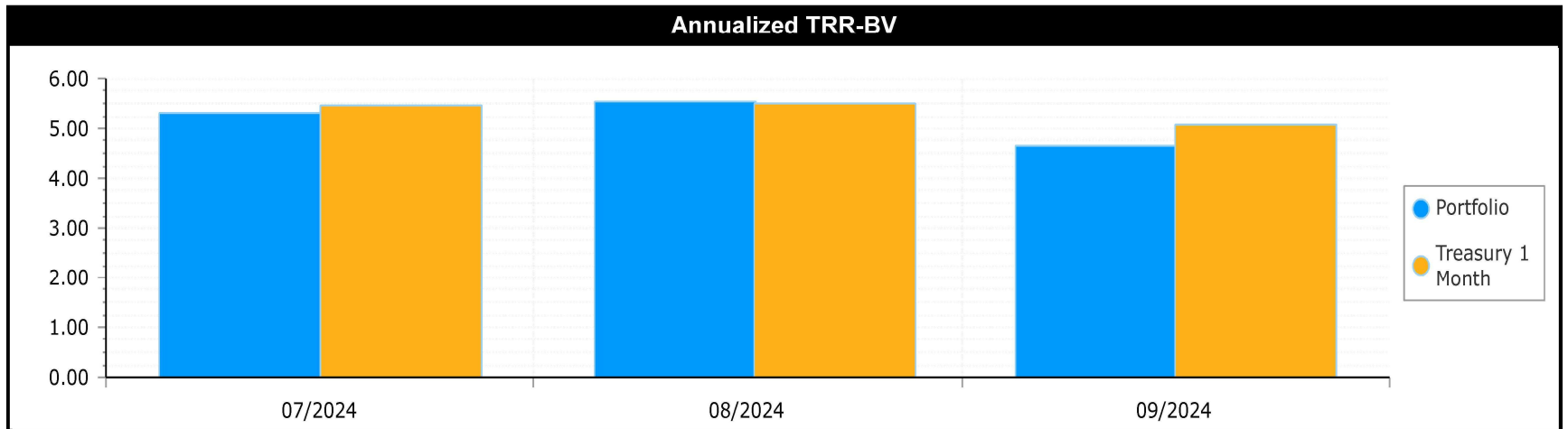




Total Rate of Return vs. Benchmark 1 Month Treasury

June 30, 2024 through September 30, 2024

Month	Beginning BV + Accrued Interest	Interest Earned During Period-BV	Realized Gain/Loss-BV	Investment Income-BV	Average Capital Base-BV	TRR-BV	Annualized TRR-BV	Treasury 1 Month
Beginning	5,358,095,024.46				5,761,641,688.65			
7/31/2024	5,985,656,298.04	25,398,168.05	-100,347.24	25,297,820.81	5,849,145,782.74	0.43	5.32	5.48
8/31/2024	5,824,903,164.74	25,625,609.21	0.00	25,625,609.21	5,701,223,907.08	0.45	5.53	5.50
9/30/2024	5,859,921,372.58	22,903,418.59	-314.27	22,903,104.32	6,026,950,741.70	0.38	4.66	5.06
Total/Average	5,890,160,278.45	73,927,195.85	-100,661.51	73,826,534.34	5,859,106,810.51	1.26	5.17	5.35





Current County Portfolio Holdings & Quarterly Earnings

Begin Date: 6/30/2024, End Date: 9/30/2024

Description	CUSIP/Ticker	Ending Face Amount/Shares	Beginning MV	Ending MV	Ending BV	Investment Income-BV	Ending YTM @ Cost	Maturity Date
A2157 DA - US Justice Fed Forf Assets								
A2157 DA Fed Forfeit Assets USJ MM	CADE-D8414	236,194.27	550,751.11	236,194.27	236,194.27	0.00	0.000	N/A
Sub Total/Average A2157 DA - US Justice Fed Forf Assets		236,194.27	550,751.11	236,194.27	236,194.27	0.00	0.000	
A2163 DA - Ch 59 State Forf Assets								
A2163 State Forfeit Assets C59 MM	CADE-D8421	0.00	5,596,875.11	0.00	0.00	0.00		N/A
A2163 District Attorney - Forf Assets St C5 Fidel	M8421-FIGXX	3,888,798.03	0.00	3,888,798.03	3,888,798.03	64,354.55	4.820	N/A
Sub Total/Average A2163 DA - Ch 59 State Forf Assets		3,888,798.03	5,596,875.11	3,888,798.03	3,888,798.03	64,354.55	4.820	
A2164 DA - US Treas Fed Forf Assets								
A2164 DA Fed Forfeit Assets UST MM	CADE-D8407	96,788.06	98,259.35	96,788.06	96,788.06	0.00	0.000	N/A
Sub Total/Average A2164 DA - US Treas Fed Forf Assets		96,788.06	98,259.35	96,788.06	96,788.06	0.00	0.000	
A5101 DA - Cadence DDA								
A5101 DA Forfeiture Master Escrow MM	CADE-D0240	0.00	37,135.27	0.00	0.00	0.00		N/A
A5101 DA Restitution MM	CADE-D8406	34.02	34.02	34.02	34.02	0.00	0.000	N/A
Sub Total/Average A5101 DA - Cadence DDA		34.02	37,169.29	34.02	34.02	0.00	0.000	
A5102 DA - Fraud & Restitution Fee								
A5102 DA Check Fraud and Restitution MM	CADE-D8409	0.00	158,426.79	0.00	0.00	0.00		N/A
A5102 DA-Check Fraud and Restitution Fidelity M	M8409-FIGXX	84,362.15	0.00	84,362.15	84,362.15	1,116.88	4.820	N/A
Sub Total/Average A5102 DA - Fraud & Restitution Fee		84,362.15	158,426.79	84,362.15	84,362.15	1,116.88	4.820	
A5103 DA - DA Victim Witness Rest								
A5103 DA Witness Restitution MM	CADE-D8411	0.00	852,304.38	0.00	0.00	0.00		N/A
A5103 DA-Witness Restitution Fidelity MM	M8411-FIGXX	712,613.05	0.00	712,613.05	712,613.05	9,060.32	4.820	N/A
Sub Total/Average A5103 DA - DA Victim Witness Rest		712,613.05	852,304.38	712,613.05	712,613.05	9,060.32	4.820	
A5104 DA - Administration								
A5104 DA Admin Fund MM	CADE-D1249	0.00	218,899.63	0.00	0.00	0.00		N/A
A5104 DA Admin Fund Fidelity MM	M1249-FIGXX	217,316.89	0.00	217,316.89	217,316.89	2,554.00	4.820	N/A
Sub Total/Average A5104 DA - Administration		217,316.89	218,899.63	217,316.89	217,316.89	2,554.00	4.820	
A5105 DA - Human Trafficking Forfeiture								
A5105 DA Human Trafficking Forfeitures MM	CADE-D0261	0.00	29,507.87	0.00	0.00	0.00		N/A
A5105 DA-Human Trafficking Forfeitures Fidelity	M0261-FIGXX	41,894.87	0.00	41,894.87	41,894.87	379.75	4.820	N/A
Sub Total/Average A5105 DA - Human Trafficking Forfeiture		41,894.87	29,507.87	41,894.87	41,894.87	379.75	4.820	
A5106 DA - Special Crimes								
A5106 DA Special Crimes Acct MM	CADE-D1280	0.00	309,968.12	0.00	0.00	0.00		N/A
A5106 DA Special Crimes Acct Fidelity MM	M1280-FIGXX	311,981.72	0.00	311,981.72	311,981.72	3,308.45	4.820	N/A
Sub Total/Average A5106 DA - Special Crimes		311,981.72	309,968.12	311,981.72	311,981.72	3,308.45	4.820	
A5107 DA -Witness Fund								
A5107 DA Witness Fund MM	CADE-D1256	0.00	23,451.85	0.00	0.00	0.00		N/A

Description	CUSIP/Ticker	Ending Face Amount/Shares	Beginning MV	Ending MV	Ending BV	Investment Income-BV	Ending YTM @ Cost	Maturity Date
A5107 DA - Witness Fund Fidelity MM	M1256-FIGXX	61,231.56	0.00	61,231.56	61,231.56	384.41	4.820	N/A
Sub Total/Average A5107 DA -Witness Fund		61,231.56	23,451.85	61,231.56	61,231.56	384.41	4.820	
A5902 DA - Gambling Proceeds								
A5902 DA Special Investigation Gambling Proceeds M	CADE-D8435	0.00	1,150,415.23	0.00	0.00	0.00		N/A
A5902 HC District Attorney - SI Gambling Fidelity	M8435-FIGXX	1,173,583.06	0.00	1,173,583.06	1,173,583.06	15,220.70	4.820	N/A
Sub Total/Average A5902 DA - Gambling Proceeds		1,173,583.06	1,150,415.23	1,173,583.06	1,173,583.06	15,220.70	4.820	
A5903 DA - Hot Check Fees								
A5903 DA Hot Check Fees MM	CADE-D8428	0.00	73,045.29	0.00	0.00	0.00		N/A
A5903 HC District Attorney - Hot Check Fees Fideli	M8428-FIGXX	77,352.84	0.00	77,352.84	77,352.84	966.34	4.820	N/A
Sub Total/Average A5903 DA - Hot Check Fees		77,352.84	73,045.29	77,352.84	77,352.84	966.34	4.820	
B5001 Toll Road - CP Ser E-1 Project								
B5001 HCTRA CP Ser E-1 MM	CADE-D9390	62.67	1,424.57	62.67	62.67	0.00	0.000	N/A
LoneStar B5001 LGIP	LONESTARB5001	918,899.58	1,895,423.98	918,899.58	918,899.58	19,510.60	5.121	N/A
Sub Total/Average B5001 Toll Road - CP Ser E-1 Project		918,962.25	1,896,848.55	918,962.25	918,962.25	19,510.60	5.121	
B5002 Toll Road - CP Ser E-2 Project								
B5002 HCTRA CP Ser E-2 MM	CADE-D9391	986.04	289.87	986.04	986.04	0.00	0.000	N/A
LoneStar B5002 LGIP	LONESTARB5002	14,121,022.08	17,213,144.82	14,121,022.08	14,121,022.08	201,447.26	5.121	N/A
Sub Total/Average B5002 Toll Road - CP Ser E-2 Project		14,122,008.12	17,213,434.69	14,122,008.12	14,122,008.12	201,447.26	5.121	
B5160 Toll Road - Ser 2002 Project								
B5160 Sr Ln Rev Bds Ser 02 Constr MM	CADE-D9260	17.02	56.18	17.02	17.02	0.00	0.000	N/A
LoneStar B5160 LGIP	LONESTARB5160	95,834.80	94,546.52	95,834.80	95,834.80	1,288.28	5.121	N/A
TexasCLASS B5160 LGIP	TXCLASSB5160	254,056.49	253,632.32	254,056.49	254,056.49	3,449.17	5.063	N/A
Sub Total/Average B5160 Toll Road - Ser 2002 Project		349,908.31	348,235.02	349,908.31	349,908.31	4,737.45	5.079	
B5300 Toll Road - Ser 2008B Project								
B5300 Sr Ln Rev Bds Ser 08B Constr MM	CADE-D9365	96.61	50.17	96.61	96.61	0.00	0.000	N/A
LoneStar B5300 LGIP	LONESTARB5300	2,639,239.63	2,747,176.83	2,639,239.63	2,639,239.63	36,632.80	5.121	N/A
Sub Total/Average B5300 Toll Road - Ser 2008B Project		2,639,336.24	2,747,227.00	2,639,336.24	2,639,336.24	36,632.80	5.121	
B5410 Toll Road - Ser 2009A Project								
B5410 Sr Ln Rev Bds Ser 09A Constr MM	CADE-D9372	90.33	104.33	90.33	90.33	0.00	0.000	N/A
LOGIC B5410 LGIP	LOGICB5410	305,882.42	513,593.44	305,882.42	305,882.42	5,088.98	5.040	N/A
LoneStar B5410 LGIP	LONESTARB5410	241.03	237.78	241.03	241.03	3.25	5.121	N/A
Sub Total/Average B5410 Toll Road - Ser 2009A Project		306,213.78	513,935.55	306,213.78	306,213.78	5,092.23	5.039	
B5850 Toll Road - Ser 2009C Project								
B5850 Sr Ln Rev Bds Ser 09C Constr MM	CADE-D8695	5.81	99.03	5.81	5.81	0.00	0.000	N/A
LOGIC B5850 LGIP	LOGICB5850	1,201,036.57	1,191,936.71	1,201,036.57	1,201,036.57	16,099.86	5.040	N/A
LoneStar B5850 LGIP	LONESTARB5850	1,163,405.84	1,147,766.55	1,163,405.84	1,163,405.84	15,639.29	5.121	N/A
B5850 US Bank Open CP MM	OPENCPB5850	2,015,000.00	0.00	2,015,000.00	2,015,000.00	265.87	4.750	N/A
TexasCLASS B5850 LGIP	TXCLASSB5850	1,196,767.66	1,300,464.16	1,196,767.66	1,196,767.66	16,928.50	5.063	N/A
T-Note 1.5 9/30/2024	912828YH7	0.00	1,980,742.00	0.00	0.00	25,891.35		9/30/2024
Sub Total/Average B5850 Toll Road - Ser 2009C Project		5,576,215.88	5,621,008.45	5,576,215.88	5,576,215.88	74,824.87	4.957	
B5900 Toll Road - Ser 2018A Project								
B5900 Sr Ln Rev Bds Ser 18A Constr MM	CADE-D7467	0.00	1,999,966.38	0.00	0.00	0.00		N/A
LoneStar B5900 LGIP	LONESTARB5900	1,747,932.94	1,827,211.65	1,747,932.94	1,747,932.94	24,721.29	5.121	N/A
B5900 Sr Ln Rev Bds Ser 18A Constr Dreyfus MMF MM	M7467-DGCXX	968.84	0.00	968.84	968.84	20,886.28	4.860	N/A

Description	CUSIP/Ticker	Ending Face Amount/Shares	Beginning MV	Ending MV	Ending BV	Investment Income-BV	Ending YTM @ Cost	Maturity Date
B5900 US Bank Open CP MM	OPENCPB5900	3,015,000.00	0.00	3,015,000.00	3,015,000.00	3,161.70	4.750	N/A
SLGS Demand Deposit B5900 MM	SLGSB5900	5,013,282.27	0.00	5,013,282.27	5,013,282.27	13,282.27	3.590	N/A
TexasCLASS B5900 LGIP	TXCLASSB5900	0.00	3,399,231.04	0.00	0.00	32,480.41		N/A
T-Note 0.375 7/15/2024	91282CCL3	0.00	998,091.00	0.00	0.00	2,058.02		7/15/2024
T-Note 2.375 8/15/2024	912828D56	0.00	996,211.00	0.00	0.00	6,458.73		8/15/2024
BARCLAYS CAPITAL DISC CP 0 9/10/2024	06743UJA1	0.00	989,650.00	0.00	0.00	10,350.00		9/10/2024
T-Note 1.5 9/30/2024	912828YH7	0.00	1,980,742.00	0.00	0.00	25,891.35		9/30/2024
T-Bill 0 10/24/2024	912797KV8	1,000,000.00	0.00	996,987.64	996,661.56	9,725.04	5.309	10/24/2024
T-Note 2.25 11/15/2024	912828G38	1,000,000.00	988,438.00	996,789.60	996,809.40	12,006.21	4.872	11/15/2024
Sub Total/Average B5900 Toll Road - Ser 2018A Project		11,777,184.05	13,179,541.07	11,770,961.29	11,770,655.01	161,021.30	4.367	
B5920 Toll Road - Cost of Issuance								
B5920 Toll Road - Cost of Issuance MM	CADE-D2836	0.00	0.00	0.00	0.00	0.00		N/A
TexasCLASS B5920 LGIP	TXCLASSB5920	22,699.01	1,303,471.77	22,699.01	22,699.01	7,292.24	5.063	N/A
Sub Total/Average B5920 Toll Road - Cost of Issuance		22,699.01	1,303,471.77	22,699.01	22,699.01	7,292.24	5.063	
B5921 Toll Road - 2021 Project Fund								
B5921 Sr Ln Rev Bds Ser 21 Constr MM	CADE-D1764	0.00	388.51	0.00	0.00	0.00		N/A
B5921 Sr Ln Rev Bds Ser 21 Constr Dreyfus MMF MM	M1764-DGCXX	978,256.77	0.00	978,256.77	978,256.77	3,615.23	4.860	N/A
SLGS Demand Deposit B5921 MM	SLGSB5921	6,015,938.70	0.00	6,015,938.70	6,015,938.70	15,938.70	3.590	N/A
TexasCLASS B5921 LGIP	TXCLASSB5921	720.45	7,020,732.94	720.45	720.45	67,997.51	5.063	N/A
Sub Total/Average B5921 Toll Road - 2021 Project Fund		6,994,915.92	7,021,121.45	6,994,915.92	6,994,915.92	87,551.44	3.768	
B5923 Toll Road - CP Series K Project								
B5923 - Toll Road - First Ln Rev CP Ser K Construc	CADE-D1375	0.00	24,278.40	0.00	0.00	0.00		N/A
B5923 HCTRA Ser K2 CP Constr Fidelity MM	M1375-FIGXX	30,167.69	0.00	30,167.69	30,167.69	9,267.97	4.820	N/A
Sub Total/Average B5923 Toll Road - CP Series K Project		30,167.69	24,278.40	30,167.69	30,167.69	9,267.97	4.820	
B5925 Toll Road - CP Ser K-2								
B5925 Toll Road - First Ln Rev CP Notes Ser K-2 MM	CADE-D7703	0.00	22,236.30	0.00	0.00	0.00		N/A
LoneStar B5925 LGIP	LONESTARB5925	16.50	0.00	16.50	16.50	16.50	5.121	N/A
B5925 HCTRA Ser K2 CP Fidelity MM	M7703-FIGXX	23,179.40	0.00	23,179.40	23,179.40	8,386.17	4.820	N/A
Sub Total/Average B5925 Toll Road - CP Ser K-2		23,195.90	22,236.30	23,195.90	23,195.90	8,402.67	4.820	
B5926 Toll Road - 2024A First Ln Constr								
B5926 Toll Road - 2024A First Ln Constr MM	CADE-D2828	0.00	221,303.24	0.00	0.00	0.00		N/A
LOGIC B5926 LGIP	LOGICB5926	309,998,177.97	390,077,345.59	309,998,177.97	309,998,177.97	4,520,832.38	5.040	N/A
LoneStar B5926 LGIP	LONESTARB5926	56,077.53	5,002.23	56,077.53	56,077.53	75.30	5.121	N/A
TexasCLASS B5926 LGIP	TXCLASSB5926	374,140,790.79	390,078,955.93	374,140,790.79	374,140,790.79	5,263,834.86	5.063	N/A
Sub Total/Average B5926 Toll Road - 2024A First Ln Constr		684,195,046.29	780,382,606.99	684,195,046.29	684,195,046.29	9,784,742.54	5.053	
B8573 Toll Road - Revenue								
B8573 Toll Road Revenue MM	CADE-D9037	0.00	24,549,490.39	0.00	0.00	0.00		N/A
LOGIC B8573 LGIP	LOGICB8573	163,440,285.86	9,363,148.82	163,440,285.86	163,440,285.86	767,133.51	5.040	N/A
LoneStar B8573 LGIP	LONESTARB8573	46,520,972.94	95,681,132.39	46,520,972.94	46,520,972.94	839,840.55	5.121	N/A
B8573 Toll Road Rev Fidelity MMF MM	M9037-FIGXX	91,845,547.14	0.00	91,845,547.14	91,845,547.14	1,459,408.61	4.820	N/A
B8573 US Bank Open CP MM	OPENCPB8573	40,980,750.00	0.00	40,980,750.00	40,980,750.00	473,977.05	4.750	N/A
TexasCLASS B8573 LGIP	TXCLASSB8573	121,601,055.39	87,471,751.77	121,601,055.39	121,601,055.39	819,300.08	5.063	N/A
PFIZER INC 0 7/16/2024	71708EGG4	0.00	5,984,082.00	0.00	0.00	13,287.61		7/16/2024
TMCC DISC CP 0 7/30/2024	89233GGW0	0.00	49,763,500.00	0.00	0.00	217,083.34		7/30/2024
TMCC DISC CP 0 7/31/2024	89233GGX8	0.00	74,634,150.00	0.00	0.00	346,812.50		7/31/2024
METLIFE FDG DISC CP 0 8/8/2024	59157TH89	0.00	42,739,119.00	0.00	0.00	240,835.83		8/8/2024

Description	CUSIP/Ticker	Ending Face Amount/Shares	Beginning MV	Ending MV	Ending BV	Investment Income-BV	Ending YTM @ Cost	Maturity Date
SANTANDER BK UK DISC CP 0 8/9/2024	80285PH96	0.00	2,881,811.20	0.00	0.00	16,820.00		8/9/2024
FHLB 1.82 8/15/2024-22	3130AR3J8	0.00	49,759,100.00	0.00	0.00	113,750.00		8/15/2024
WACO ISD TX *ESG* 0 8/15/2024	929845UN3	0.00	1,092,630.00	0.00	0.00	753.39		8/15/2024
CHEVRON CORP DISC CP 0 8/30/2024	16677JHW9	0.00	0.00	0.00	0.00	87,597.22		8/30/2024
TOTALENERGIES CAPITAL0 8/30/2024	89152EHW1	0.00	0.00	0.00	0.00	177,666.67		8/30/2024
TMCC DISC CP 0 8/30/2024	89233GHW9	0.00	8,916,021.00	0.00	0.00	78,690.00		8/30/2024
T-Note 1.875 8/31/2024	9128282U3	0.00	21,866,504.00	0.00	0.00	183,771.54		8/31/2024
T-Note 3.25 8/31/2024	91282CFG1	0.00	99,619.10	0.00	0.00	895.53		8/31/2024
METRO COUNCIL MINNEAPOLIS MN WSTWTR REV 2 9/1/2024	591852X52	0.00	14,461,220.80	0.00	0.00	8,746.81		9/1/2024
BARCLAYS US DISC CP 0 10/24/2024	06741FKQ9	30,000,000.00	29,469,540.00	29,902,530.00	29,896,435.71	414,257.14	5.503	10/24/2024
SUMITOMO MIT/SINGAPORE 0 11/29/2024	86564YLV2	40,000,000.00	0.00	39,680,600.00	39,660,527.36	270,427.36	5.209	11/29/2024
T-Note 1.5 11/30/2024	912828YV6	50,000,000.00	49,215,800.00	49,729,004.00	49,724,770.08	603,625.47	4.912	11/30/2024
T-Note 1 12/15/2024	91282CDN8	10,000,000.00	9,807,420.00	9,926,562.50	9,923,335.41	117,941.12	4.822	12/15/2024
BAYERISCHE LANDESBK GIRO DISC CP 0 1/8/2025	07274LN86	50,000,000.00	0.00	49,355,650.00	49,281,914.84	442,456.51	5.313	1/8/2025
FFCB 4.75 1/8/2025	3133EPU78	50,000,000.00	49,857,350.00	49,993,557.00	49,994,535.52	598,777.32	4.791	1/8/2025
GRAND PRAIRIE TX LT GO 3.272 2/15/2025	386138K59	2,160,000.00	2,134,987.20	2,153,606.40	2,160,000.00	17,668.80	3.272	2/15/2025
T-Note 1.5 2/15/2025	91282CDZ1	50,000,000.00	48,832,050.00	49,447,265.50	49,943,191.86	226,402.31	1.810	2/15/2025
T-Note 1.75 3/15/2025	91282CED9	50,000,000.00	48,794,900.00	49,424,316.50	49,272,518.72	624,967.06	5.072	3/15/2025
BARCLAYS CAPITAL INC DISC CP 0 3/19/2025	06743UQK1	12,000,000.00	0.00	11,724,033.36	11,724,033.33	64,933.33	5.012	3/19/2025
OREGON ST LOTTERY REV 2.915 4/1/2025	68607V3J2	1,250,000.00	1,227,587.50	1,240,500.00	1,250,000.00	9,109.37	2.915	4/1/2025
T-Note 0.25 5/31/2025	912828ZT0	50,000,000.00	0.00	48,708,593.50	48,498,072.58	405,966.19	4.911	5/31/2025
T-Note 4.25 5/31/2025	91282CHD6	50,000,000.00	49,584,950.00	50,010,937.50	49,783,365.89	616,509.78	4.925	5/31/2025
T-Note 2.875 6/15/2025	91282CEU1	6,000,000.00	5,873,202.00	5,945,671.86	5,933,869.38	66,942.12	4.504	6/15/2025
FHLB 5.45 6/30/2025-24	3130B1SL2	0.00	19,916,640.00	0.00	0.00	242,222.22		6/30/2025
T-Note 0.25 6/30/2025	912828ZW3	40,000,000.00	0.00	38,865,000.00	38,750,155.76	238,470.98	4.557	6/30/2025
FHLB 5.485 7/15/2025-24	3130B1KM8	0.00	59,964,720.00	0.00	0.00	521,074.99		7/15/2025
T-Note 2 8/15/2025	912828K74	5,000,000.00	4,834,765.00	4,912,265.60	4,888,060.07	57,522.50	4.678	8/15/2025
FHLB 5.415 8/29/2025-24	3130B1RP4	0.00	19,938,700.00	0.00	0.00	240,666.67		8/29/2025
FHLB 3.43 9/9/2025-22	3130ARW80	20,000,000.00	19,631,840.00	19,821,269.00	20,000,000.00	171,500.00	3.430	9/9/2025
T-Note 5 10/31/2025	91282CJE2	15,000,000.00	15,000,585.00	15,165,820.35	15,090,174.97	166,550.26	4.413	10/31/2025
OREGON ST LOTTERY REV 3.131 4/1/2026	68607V3K9	1,000,000.00	966,580.00	987,860.00	1,000,000.00	7,827.50	3.131	4/1/2026
TEXAS A&M UNIV REV 2.9 7/1/2027-25	8821173E2	4,195,000.00	3,975,349.80	4,099,689.60	4,080,115.56	40,941.01	3.990	7/1/2027
FHLB 4 6/9/2028	3130AWC24	8,000,000.00	7,896,968.00	8,119,101.44	7,906,879.11	86,355.43	4.353	6/9/2028
Sub Total/Average B8573 Toll Road - Revenue		1,008,993,611.33	936,187,214.97	1,003,602,445.44	1,003,150,567.48	12,099,485.68	4.773	

B8577 Toll Road - Renewal & Repl

B8577 Toll Road Renew & Replace MM	CADE-D9058	0.00	7,587,474.57	0.00	0.00	0.00		N/A
LOGIC B8577 LGIP	LOGICB8577	2,360,197.94	2,328,720.47	2,360,197.94	2,360,197.94	31,477.47	5.040	N/A
LoneStar B8577 LGIP	LONESTARB8577	869,175.10	3,845,066.88	869,175.10	869,175.10	24,108.22	5.121	N/A
B8577 Toll Road Renew & Repl Dreyfus MMF MM	M9058-DGCXX	4,254,117.02	0.00	4,254,117.02	4,254,117.02	172,628.97	4.860	N/A
B8577 US Bank Open CP MM	OPENCPB8577	15,872,679.80	0.00	15,872,679.80	15,872,679.80	48,224.95	4.750	N/A
TexasCLASS B8577 LGIP	TXCLASSB8577	1,426,056.59	1,406,863.87	1,426,056.59	1,426,056.59	19,192.72	5.063	N/A
FFCB 3.64 7/5/2024-23	3133ENZU7	0.00	2,999,424.00	0.00	0.00	1,529.62		7/5/2024
T-Note 0.375 7/15/2024	91282CCL3	0.00	1,996,182.00	0.00	0.00	3,629.82		7/15/2024
FHLMC 4.1 8/12/2024-22	3134GXF73	0.00	2,994,141.00	0.00	0.00	14,350.00		8/12/2024
FHLB 0.97 8/30/2024-22	3130AQCS0	0.00	14,892,750.00	0.00	0.00	24,250.00		8/30/2024
T-Note 0.375 9/15/2024	91282CCX7	0.00	989,805.00	0.00	0.00	11,156.42		9/15/2024
T-Note 2.125 9/30/2024	912828Y5	0.00	1,983,770.00	0.00	0.00	13,002.37		9/30/2024
T-Note 2.25 10/31/2024	9128283D0	2,000,000.00	1,979,316.00	1,995,656.12	1,999,391.31	13,056.45	2.623	10/31/2024
T-Note 1.5 10/31/2024	912828YM6	1,000,000.00	987,148.00	997,231.50	996,808.11	13,222.71	5.426	10/31/2024

Description	CUSIP/Ticker	Ending Face Amount/Shares	Beginning MV	Ending MV	Ending BV	Investment Income-BV	Ending YTM @ Cost	Maturity Date
T-Note 2.25 11/15/2024	912828G38	3,000,000.00	2,965,314.00	2,990,368.80	2,990,428.19	36,018.63	4.872	11/15/2024
T-Note 2.125 11/30/2024	912828J7	2,000,000.00	1,974,316.00	1,991,328.12	1,998,357.36	13,160.49	2.637	11/30/2024
FHLB 5.44 12/13/2024	3130AXKF4	3,000,000.00	2,997,024.00	3,003,442.47	3,000,000.00	40,800.00	5.440	12/13/2024
T-Note 2.25 12/31/2024	912828P3	2,000,000.00	1,969,960.00	1,988,007.82	1,998,116.88	13,133.13	2.640	12/31/2024
ST OF MASSACHUSETTS *ESG* 3.66 1/15/2025	576004GY5	3,000,000.00	2,971,800.00	2,989,260.00	3,000,000.00	27,450.00	3.660	1/15/2025
FHLB 4.125 1/23/2025-22	3130AT6L6	3,000,000.00	2,979,948.00	2,994,305.16	3,000,000.00	30,937.50	4.125	1/23/2025
T-Bill 0 1/30/2025	912797LZ8	3,000,000.00	0.00	2,956,033.32	2,953,515.09	5,378.42	4.721	1/30/2025
FHLB 1.55 2/28/2025-23	3130AQTTO	3,000,000.00	2,926,188.00	2,963,319.81	2,996,693.43	13,897.93	1.825	2/28/2025
T-Note 1.75 3/15/2025	91282CED9	3,000,000.00	2,927,694.00	2,965,458.99	2,955,598.74	37,768.38	5.155	3/15/2025
T-Note 2.625 3/31/2025	9128284F4	2,000,000.00	1,962,442.00	1,983,265.62	1,999,895.83	13,249.37	2.636	3/31/2025
FHLB 5.35 4/17/2025-23	3130AVU91	0.00	1,996,730.00	0.00	0.00	22,886.11		4/17/2025
FFCB 5.25 4/21/2025-23	3133EPGK5	0.00	1,998,070.00	0.00	0.00	7,000.00		4/21/2025
FHLMC 3.75 4/28/2025-23	3134GXK29	3,000,000.00	2,964,573.00	2,989,449.27	3,000,000.00	28,125.00	3.750	4/28/2025
FHLB 4 4/30/2025-22	3130ASZU6	3,000,000.00	2,968,689.00	2,991,967.74	3,000,000.00	30,000.00	4.000	4/30/2025
FHLB 4.05 5/28/2025-22	3130ASZP7	3,000,000.00	2,966,010.00	2,991,350.22	3,000,000.00	30,375.00	4.050	5/28/2025
T-Note 2.875 6/15/2025	91282CEU1	3,000,000.00	2,936,601.00	2,972,835.93	2,958,690.61	36,468.11	4.906	6/15/2025
FHLMC 3.4 6/27/2025-22	3134GXYN8	3,000,000.00	2,947,899.00	2,978,652.06	2,996,085.65	26,833.78	3.586	6/27/2025
FHLB 4.75 7/10/2025-24	3130B2RV9	4,000,000.00	0.00	3,997,148.20	4,000,000.00	6,861.11	4.750	7/10/2025
FHLB 4 7/24/2025-22	3130ASM97	3,000,000.00	2,963,139.00	2,988,927.60	2,989,512.23	33,248.73	4.460	7/24/2025
FHLMC 5.45 7/30/2025-23	3134GYQU9	0.00	1,991,812.00	0.00	0.00	9,386.11		7/30/2025
FHLMC 4 8/25/2025-22	3134GXT46	3,000,000.00	2,964,966.00	2,987,884.47	3,000,000.00	30,000.00	4.000	8/25/2025
FHLB 3.43 9/9/2025-22	3130ARW80	2,000,000.00	1,963,184.00	1,982,126.90	2,000,000.00	17,150.00	3.430	9/9/2025
FNMA 3.75 9/30/2025-24	3135GAV57	8,000,000.00	0.00	7,997,440.00	7,968,331.03	11,964.36	4.157	9/30/2025
T-Note 3 9/30/2025	9128285C0	1,000,000.00	975,625.00	990,492.19	979,887.34	12,610.47	5.145	9/30/2025
FHLB 5 10/20/2025-23	3130ATFY8	6,000,000.00	5,979,564.00	6,002,861.46	6,000,000.00	75,000.00	5.000	10/20/2025
T-Note 4.5 11/15/2025	91282CFW6	3,000,000.00	2,981,718.00	3,019,101.57	2,980,462.33	38,123.39	5.116	11/15/2025
T-Note 4 12/15/2025	91282CGA3	3,000,000.00	2,961,327.00	3,004,921.86	2,964,674.64	37,533.40	5.040	12/15/2025
T-Note 3.875 1/15/2026	91282CGE5	6,000,000.00	0.00	6,002,812.50	5,947,393.59	46,096.04	4.585	1/15/2026
FHLB 5.15 1/20/2026-23	3130ATK48	3,000,000.00	2,995,527.00	3,000,008.04	3,000,000.00	38,625.00	5.150	1/20/2026
FFCB 5.2 1/20/2026-23	3133EN6J4	0.00	2,997,051.00	0.00	0.00	12,566.67		1/20/2026
T-Note 2.5 2/28/2026	9128286F2	3,000,000.00	2,888,319.00	2,946,914.07	2,904,199.62	35,932.02	4.918	2/28/2026
T-Note 2.25 3/31/2026	9128286L9	3,000,000.00	2,872,500.00	2,934,257.82	2,888,876.33	35,657.11	4.905	3/31/2026
FHLMC 0.58 4/15/2026	3134GWZC3	3,000,000.00	2,783,223.00	2,857,940.25	2,837,232.64	30,995.19	4.315	4/15/2026
T-Note 2.375 4/30/2026	9128286S4	3,000,000.00	2,874,375.00	2,937,304.68	2,888,909.41	35,525.38	4.893	4/30/2026
T-Note 0.75 5/31/2026	91282CCF6	3,000,000.00	2,782,149.00	2,857,265.64	2,815,120.53	33,630.92	4.720	5/31/2026
T-Note 4.125 6/15/2026	91282CHH7	3,000,000.00	2,965,665.00	3,020,039.07	2,998,026.82	31,397.95	4.165	6/15/2026
T-Note 4.5 7/15/2026	91282CHM6	3,000,000.00	2,987,226.00	3,041,132.82	3,002,535.22	33,452.74	4.448	7/15/2026
T-Note 4.375 8/15/2026	91282CHU8	3,000,000.00	2,980,194.00	3,037,148.43	2,991,858.88	34,089.40	4.527	8/15/2026
FHLB 4.56 9/30/2026-22	3130ATBQ9	3,000,000.00	2,964,828.00	2,994,029.01	3,000,000.00	34,200.00	4.560	9/30/2026
T-Note 1.125 10/31/2026	91282CDG3	4,000,000.00	3,691,720.00	3,798,906.24	3,755,809.86	40,809.86	4.262	10/31/2026
T-Note 4.625 11/15/2026	91282CJK8	3,000,000.00	2,998,944.00	3,059,296.86	3,009,016.29	33,617.18	4.471	11/15/2026
T-Note 4.375 12/15/2026	91282CJP7	3,000,000.00	2,983,242.00	3,046,875.00	2,986,358.55	34,550.83	4.595	12/15/2026
T-Note 4 1/15/2027	91282CJT9	3,000,000.00	0.00	3,023,906.25	2,981,453.58	21,592.85	4.287	1/15/2027
FFCB 4.5 3/26/2027	3133EP6K6	3,000,000.00	2,993,700.00	3,057,049.11	3,004,000.74	33,343.75	4.442	3/26/2027
T-Note 3.25 6/30/2027	91282CEW7	3,000,000.00	2,895,117.00	2,973,867.18	2,914,303.19	32,235.53	4.390	6/30/2027
T-Note 2.75 7/31/2027	91282CFB2	5,000,000.00	4,748,240.00	4,887,109.40	4,846,520.59	48,158.09	3.941	7/31/2027
T-Note 2.25 8/15/2027	9128282R0	2,000,000.00	1,868,984.00	1,927,265.62	1,890,570.91	20,918.18	4.318	8/15/2027
FHLB 5 9/14/2027-22	3130AT3P0	3,000,000.00	2,997,303.00	2,999,372.67	3,000,000.00	37,500.00	5.000	9/14/2027
FHLB 5.56 1/14/2028-23	3130AUUM4	0.00	4,995,525.00	0.00	0.00	34,750.00		1/14/2028

Description	CUSIP/Ticker	Ending Face Amount/Shares	Beginning MV	Ending MV	Ending BV	Investment Income-BV	Ending YTM @ Cost	Maturity Date
FHLB 3 3/10/2028	313382GT4	6,000,000.00	5,685,582.00	5,866,652.16	5,716,229.26	65,769.22	4.527	3/10/2028
T-Note 1.25 9/30/2028	91282CCY5	2,000,000.00	1,758,282.00	1,826,640.62	1,756,428.69	21,621.97	4.700	9/30/2028
T-Note 1.375 10/31/2028	91282CDF5	2,000,000.00	1,764,532.00	1,832,578.12	1,776,212.88	20,674.20	4.459	10/31/2028
T-Note 4 1/31/2029	91282CJW2	4,000,000.00	3,940,780.00	4,065,625.00	3,971,166.00	41,823.86	4.186	1/31/2029
Sub Total/Average B8577 Toll Road - Renewal & Repl		181,782,226.45	184,638,262.79	180,489,060.21	179,390,898.80	1,964,723.08	4.415	
C1005 HC County - Cadence DDA								
C1005 CSD General Assistance Program MM	CADE-D1001	602,242.86	620,526.56	602,242.86	602,242.86	0.00	0.000	N/A
C1005 CSD Emergency Food And Shelter Program MM	CADE-D1008	279,040.41	337,590.93	279,040.41	279,040.41	0.00	0.000	N/A
C1005 Prot Svcs For Children and Adults Imprest MM	CADE-D2016	122,011.38	97,280.37	122,011.38	122,011.38	0.00	0.000	N/A
C1005 Prot Svcs Clothing Reimbursement Imprest MM	CADE-D2017	174,370.12	173,639.93	174,370.12	174,370.12	0.00	0.000	N/A
C1005 HC Veterans Services MM	CADE-D4842	17,512.06	26,119.56	17,512.06	17,512.06	0.00	0.000	N/A
C1005 Shelter Plus Program MM	CADE-D5383	116,576.93	118,210.71	116,576.93	116,576.93	0.00	0.000	N/A
C1005 Emergency Shelter MM	CADE-D5390	75,063.37	80,517.00	75,063.37	75,063.37	0.00	0.000	N/A
C1005 - HC Attorney CPS DEL Litigation MM	CADE-D7118	9,026.42	9,270.35	9,026.42	9,026.42	0.00	0.000	N/A
C1005 - HC Attorney Litigation Expense MM	CADE-D8379	18,626.00	16,361.30	18,626.00	18,626.00	0.00	0.000	N/A
C1005 - HC Atty Toll Rd Disc Acct MM	CADE-D8381	11,008.12	11,920.59	11,008.12	11,008.12	0.00	0.000	N/A
C1054 HC - Escheatment Acct MM	CADE-D8505	0.00	0.00	0.00	0.00	0.00	0.000	N/A
Sub Total/Average C1005 HC County - Cadence DDA		1,425,477.67	1,491,437.30	1,425,477.67	1,425,477.67	0.00	0.000	
C1007 HC County - Tax and Sub Ln Ser 22 PF								
C1007 - HC Tax Sub Ln Rev Bds 22 PF MM	CADE-D4619	0.00	1,462.65	0.00	0.00	0.00		N/A
TexasCLASS C1007 LGIP	TXCLASSC1007	8,127,124.16	10,409,024.70	8,127,124.16	8,127,124.16	91,036.72	5.063	N/A
Sub Total/Average C1007 HC County - Tax and Sub Ln Ser 22 PF		8,127,124.16	10,410,487.35	8,127,124.16	8,127,124.16	91,036.72	5.063	
C1012 HC - Disaster Recovery CP Ser J1								
C1012 Disaster Recovery CP Ser J-1 MM	CADE-D7440	18.44	54.75	18.44	18.44	0.00	0.000	N/A
LoneStar C1012 LGIP	LONESTARC1012	9,025.50	9,004.02	9,025.50	9,025.50	121.48	5.121	N/A
Sub Total/Average C1012 HC - Disaster Recovery CP Ser J1		9,043.94	9,058.77	9,043.94	9,043.94	121.48	5.111	
C1013 HC - Gen Obl CP Series B								
C1013 CP Series B MM	CADE-D8891	0.00	5,276.32	0.00	0.00	0.00		N/A
LoneStar C1013 LGIP	LONESTARC1013	4,506.47	16,879,109.50	4,506.47	4,506.47	153,687.88	5.121	N/A
C1013 CP Series B Fidelity MM	M8891-FIGXX	1,936,621.31	0.00	1,936,621.31	1,936,621.31	10,727.13	4.820	N/A
SLGS Demand Deposit C1013 MM	SLGSC1013	13,034,533.88	0.00	13,034,533.88	13,034,533.88	34,533.88	3.590	N/A
Sub Total/Average C1013 HC - Gen Obl CP Series B		14,975,661.66	16,884,385.82	14,975,661.66	14,975,661.66	198,948.89	3.750	
C1014 HC - Gen Obl CP Series D								
C1014 CP Series D MM	CADE-D8893	0.00	3,411,626.41	0.00	0.00	0.00		N/A
LoneStar C1014 LGIP	LONESTARC1014	813,525.92	282,326.01	813,525.92	813,525.92	12,359.91	5.121	N/A
C1014 - HC CP Series D Fidelity MM	M8893-FIGXX	288,428.32	0.00	288,428.32	288,428.32	13,788.12	4.820	N/A
Sub Total/Average C1014 HC - Gen Obl CP Series D		1,101,954.24	3,693,952.42	1,101,954.24	1,101,954.24	26,148.03	5.042	
C1015 HC - GO CP Series C-2 Proj Fd								
C1015 GO CP Ser C-2 Proj Fd MM	CADE-D9873	0.00	3,076.24	0.00	0.00	0.00		N/A
LoneStar C1015 LGIP	LONESTARC1015	739,207.72	778,947.68	739,207.72	739,207.72	10,460.04	5.121	N/A
Sub Total/Average C1015 HC - GO CP Series C-2 Proj Fd		739,207.72	782,023.92	739,207.72	739,207.72	10,460.04	5.121	
C1016 HC - Gen Obl CP Series A-1								
C1016 CP Series A-1 MM	CADE-D8890	0.00	112,000.82	0.00	0.00	0.00		N/A
LoneStar C1016 LGIP	LONESTARC1016	83.21	0.00	83.21	83.21	83.21	5.121	N/A
C1016 - HC CP Series A1 MM	M8890-FIGXX	191,841.45	0.00	191,841.45	191,841.45	8,516.38	4.820	N/A

Description	CUSIP/Ticker	Ending Face Amount/Shares	Beginning MV	Ending MV	Ending BV	Investment Income-BV	Ending YTM @ Cost	Maturity Date
Sub Total/Average C1016 HC - Gen Obl CP Series A-1		191,924.66	112,000.82	191,924.66	191,924.66	8,599.59	4.820	
C1017 HC - Gen Obl CP Series C								
C1017 CP Series C MM	CADE-D8892	0.00	332,706.42	0.00	0.00	0.00		N/A
LoneStar C1017 LGIP	LONESTARC1017	248.04	0.00	248.04	248.04	248.04	5.121	N/A
C1017 - HC CP Series C MM	M8892-FIGXX	3,136,458.31	0.00	3,136,458.31	3,136,458.31	40,660.22	4.820	N/A
Sub Total/Average C1017 HC - Gen Obl CP Series C		3,136,706.35	332,706.42	3,136,706.35	3,136,706.35	40,908.26	4.820	
C1018 HC - Gen Obl CP Series D-3								
C1005 CP Series D-3 MM	CADE-D4489	0.00	45,875.20	0.00	0.00	0.00		N/A
C1018 HC CP Series D3 MM	M4489-FIGXX	6,415.17	0.00	6,415.17	6,415.17	1,354.58	4.820	N/A
Sub Total/Average C1018 HC - Gen Obl CP Series D-3		6,415.17	45,875.20	6,415.17	6,415.17	1,354.58	4.820	
C1019 HC - Gen Obl CP Series D-2								
C1019 CP Series D-2 MM	CADE-D4471	941.33	1,091,148.82	941.33	941.33	0.00	0.000	N/A
LoneStar C1019 LGIP	LONESTARC1019	1,553,603.53	0.00	1,553,603.53	1,553,603.53	1,273.53	5.121	N/A
Sub Total/Average C1019 HC - Gen Obl CP Series D-2		1,554,544.86	1,091,148.82	1,554,544.86	1,554,544.86	1,273.53	5.118	
C1020 HC - Prot Svcs Guardianship Custodian								
C1020 Prot Svcs For Children and Adults Guardiansh	CADE-D1022	0.00	5,087,505.01	0.00	0.00	0.00		N/A
C1020 HC Prot Svcs Guardianship Cust Acct Dreyfus	M1022-DGCGXX	5,076,219.99	0.00	5,076,219.99	5,076,219.99	68,989.47	4.860	N/A
Sub Total/Average C1020 HC - Prot Svcs Guardianship Custodian		5,076,219.99	5,087,505.01	5,076,219.99	5,076,219.99	68,989.47	4.860	
C1021 HC - Prot Svcs Rep Payee								
C1021 Prot Svcs For Children and Adults Representa	CADE-D1064	0.00	34,218.33	0.00	0.00	0.00		N/A
C1021 HC Prot Svcs Rep Payee Acct Fidelity MM	M1064-FIGXX	38,821.61	0.00	38,821.61	38,821.61	487.64	4.820	N/A
Sub Total/Average C1021 HC - Prot Svcs Rep Payee		38,821.61	34,218.33	38,821.61	38,821.61	487.64	4.820	
C1022 HC - Care For Elders Program								
C1022 HC Care For Elders Program MM	CADE-D5395	0.00	20,633.16	0.00	0.00	0.00		N/A
C1022 HC Care For Elders Program Fidelity MM	M5395-FIGXX	20,793.76	0.00	20,793.76	20,793.76	245.59	4.820	N/A
Sub Total/Average C1022 HC - Care For Elders Program		20,793.76	20,633.16	20,793.76	20,793.76	245.59	4.820	
C1023 HC - CTS Vehicle Registration								
C1023 CTS Vehicle Registration MM	CADE-D7459	0.00	32,621.92	0.00	0.00	0.00		N/A
C1023 HC CTS Vehicle Registration Fidelity MM	M7459-FIGXX	27,323.60	0.00	27,323.60	27,323.60	365.25	4.820	N/A
Sub Total/Average C1023 HC - CTS Vehicle Registration		27,323.60	32,621.92	27,323.60	27,323.60	365.25	4.820	
C1024 HC - Rides Program								
C1024 Rides Program MM	CADE-D5372	0.00	33,007.28	0.00	0.00	0.00		N/A
C1024 HC Rides Program Fidelity MM	M5372-FIGXX	14,645.34	0.00	14,645.34	14,645.34	367.30	4.820	N/A
Sub Total/Average C1024 HC - Rides Program		14,645.34	33,007.28	14,645.34	14,645.34	367.30	4.820	
C1050 HC - Harris County Contingency Fund								
C1050 Public Impr Contingency MM	CADE-D8082	0.00	10,042.64	0.00	0.00	0.00		N/A
LOGIC C1050 LGIP	LOGICC1050	5,632,327.06	5,557,209.91	5,632,327.06	5,632,327.06	75,117.15	5.040	N/A
LoneStar C1050 LGIP	LONESTARC1050	7,816,961.80	17,670,466.98	7,816,961.80	7,816,961.80	146,494.82	5.121	N/A
C1050 Public Impr Ctgy Fidelity MMF MM	M8082-FIGXX	39,449,758.11	6,433,174.66	39,449,758.11	39,449,758.11	306,520.44	4.820	N/A
C1050 US Bank Open CP MM	OPENCPC1050	45,399,436.59	0.00	45,399,436.59	45,399,436.59	156,358.42	4.750	N/A
T-Note 0.375 7/15/2024	91282CCL3	0.00	9,980,910.00	0.00	0.00	18,149.06		7/15/2024
BAYERISCHE LANDESBANK DISC CP 0 7/31/2024	07274LGX9	0.00	9,950,560.00	0.00	0.00	45,185.80		7/31/2024
FHLB 3.6 8/1/2024-22	3130ASTL3	0.00	1,996,470.00	0.00	0.00	6,200.00		8/1/2024
TMCC DISC CP 0 8/15/2024	89233GHF6	0.00	9,928,980.00	0.00	0.00	68,488.89		8/15/2024

Description	CUSIP/Ticker	Ending Face Amount/Shares	Beginning MV	Ending MV	Ending BV	Investment Income-BV	Ending YTM @ Cost	Maturity Date
BAYERISCHE LANDESBANK DISC CP 0 8/23/2024	07274LHP5	0.00	9,916,530.00	0.00	0.00	78,412.72		8/23/2024
METLIFE SHORT TERM FUND 0 8/29/2024	59157THV8	0.00	14,863,140.00	0.00	0.00	128,099.66		8/29/2024
BARCLAYS CAPITAL DISC CP 0 9/10/2024	06743UJA1	0.00	9,896,500.00	0.00	0.00	103,500.00		9/10/2024
JOHN DEERE FINANCIAL INC DISC CP 0 9/12/2024	24422CJC8	0.00	0.00	0.00	0.00	73,750.00		9/12/2024
T-Bill 0 10/8/2024	912797LS4	10,200,000.00	0.00	10,190,715.55	10,189,524.21	40,406.63	5.228	10/8/2024
BARCLAYS US DISC CP 0 10/9/2024	06741FK97	6,000,000.00	5,908,110.00	5,992,752.00	5,992,790.96	82,903.97	5.490	10/9/2024
T-Note 1.5 10/31/2024	912828YM6	10,000,000.00	0.00	9,972,315.00	9,969,047.22	89,240.83	5.287	10/31/2024
T-Note 1.5 11/30/2024	912828YV6	13,000,000.00	12,796,108.00	12,929,541.04	12,918,079.14	172,569.16	5.446	11/30/2024
BARCLAYS CAPITAL INC DISC CP 0 12/30/2024	06743UMW9	8,000,000.00	7,780,216.00	7,905,536.00	7,892,649.48	109,736.08	5.499	12/30/2024
T-Note 1.75 12/31/2024	912828YY0	6,000,000.00	5,894,532.00	5,956,875.00	5,949,162.87	77,087.14	5.265	12/31/2024
FFCB 4.75 1/8/2025	3133EPU78	5,000,000.00	4,985,735.00	4,999,355.70	4,999,453.55	59,877.73	4.791	1/8/2025
T-Note 2.5 1/31/2025	9128283V0	10,000,000.00	0.00	9,932,890.60	9,921,991.26	60,663.13	4.887	1/31/2025
T-Note 2 2/15/2025	912828J27	3,000,000.00	2,938,623.00	2,971,962.90	2,967,451.97	36,939.48	5.000	2/15/2025
T-Note 2.75 2/28/2025	9128283Z1	3,000,000.00	0.00	2,979,726.57	2,970,703.13	35,349.25	5.170	2/28/2025
FHLB 5.125 3/14/2025	3130AWT59	6,000,000.00	5,992,440.00	6,016,377.72	5,996,953.85	78,573.47	5.231	3/14/2025
FHLB 5.35 4/15/2025-24	3130B1SG3	0.00	9,984,550.00	0.00	0.00	118,888.89		4/15/2025
FNMA 0.625 4/22/2025	3135G03U5	2,000,000.00	1,928,516.00	1,959,621.54	1,953,916.68	23,907.67	4.992	4/22/2025
FNMA 5 5/30/2025-24	3135GAR86	3,000,000.00	2,985,030.00	2,997,536.13	2,997,199.03	38,569.25	5.152	5/30/2025
T-Note 2.875 6/15/2025	91282CEU1	10,000,000.00	9,788,670.00	9,909,453.10	9,851,272.74	125,302.28	5.101	6/15/2025
T-Note 2.875 6/15/2025	91282CEU1	5,000,000.00	4,894,335.00	4,954,726.55	4,931,151.03	60,780.21	4.906	6/15/2025
T-Note 3 7/15/2025	91282CEY3	13,000,000.00	12,727,559.00	12,894,171.81	12,812,022.73	157,722.99	4.947	7/15/2025
FHLB 4 8/28/2025-22	3130ASXX2	10,000,000.00	9,884,220.00	9,963,732.10	10,000,000.00	100,000.00	4.000	8/28/2025
T-Note 3 10/31/2025	9128285J5	10,000,000.00	9,746,880.00	9,903,515.60	9,816,931.20	117,531.14	4.802	10/31/2025
FHLB 5.65 4/24/2028-23	3130AVRW4	0.00	4,001,336.00	0.00	0.00	15,066.67		4/24/2028
Sub Total/Average C1050 HC - Harris County Contingency Fund		231,498,483.56	208,440,844.19	230,729,288.47	230,428,784.61	2,807,392.93	4.955	
C1052 HC - American Rescue Plan								
C1052 HC American Rescue Plan Fund MM	CADE-D3646	0.00	12,001,349.33	0.00	0.00	0.00		N/A
LOGIC C1052 LGIP	LOGICC1052	12,705,396.16	12,490,280.51	12,705,396.16	12,705,396.16	184,115.65	5.040	N/A
LoneStar C1052 LGIP	LONESTARC1052	6,633,596.93	18,628,428.91	6,633,596.93	6,633,596.93	205,168.02	5.121	N/A
C1052 HC Amer Resc Plan Fidelity MMF MM	M3646-FIGXX	65,975.58	0.00	65,975.58	65,975.58	287,117.97	4.820	N/A
C1052 US Bank Open CP MM	OPENPC1052	77,470,149.88	0.00	77,470,149.88	77,470,149.88	194,115.78	4.750	N/A
TexasCLASS C1052 LGIP	TXCLASSC1052	39,578,470.64	21,903,379.07	39,578,470.64	39,578,470.64	275,091.57	5.063	N/A
TMCC DISC CP 0 7/15/2024	89233GGF7	0.00	14,962,425.00	0.00	0.00	35,000.00		7/15/2024
T-Note 2.125 7/31/2024	9128282N9	0.00	19,946,680.00	0.00	0.00	89,451.27		7/31/2024
T-Note 2.375 8/15/2024	912828D56	0.00	19,924,220.00	0.00	0.00	135,104.82		8/15/2024
TCPR DISC CP 0 8/30/2024	8923A0HW6	0.00	9,905,530.00	0.00	0.00	89,297.22		8/30/2024
BARCLAYS BK US DISC CP 0 9/9/2024	06741FJ99	0.00	4,945,780.00	0.00	0.00	52,933.45		9/9/2024
BARCLAYS CAPITAL DISC CP 0 9/10/2024	06743UJA1	0.00	9,896,500.00	0.00	0.00	103,500.00		9/10/2024
BARCLAYS US DISC CP 0 9/25/2024	06741FJR9	0.00	4,934,250.00	0.00	0.00	64,747.94		9/25/2024
T-Note 2.125 9/30/2024	9128282Y5	0.00	19,837,700.00	0.00	0.00	262,292.37		9/30/2024
T-Note 0.625 10/15/2024	91282CDB4	20,000,000.00	19,726,560.00	19,967,559.80	19,962,035.12	264,272.01	5.445	10/15/2024
BARCLAYS BK US DISC CP 0 10/30/2024	06743UKW1	10,000,000.00	9,813,940.00	9,959,250.00	9,956,000.00	134,933.34	5.476	10/30/2024
NATL SEC CLEARING CORP DISC CP 0 11/5/2024	63763PL56	30,000,000.00	0.00	29,856,300.00	29,849,578.61	73,061.81	5.098	11/5/2024
CORP ANDINA DE FOMENTO DISC CP 0 11/7/2024	2198X2L72	5,000,000.00	4,902,190.00	4,974,750.00	4,972,627.80	68,060.61	5.406	11/7/2024
BARCLAYS CAPITAL DISC CP 0 11/13/2024	06741FLD7	30,000,000.00	0.00	29,823,060.00	29,812,727.99	213,402.99	5.240	11/13/2024
T-Note 2.25 11/15/2024	912828G38	10,000,000.00	9,884,380.00	9,967,896.00	9,968,093.95	120,062.10	4.872	11/15/2024
T-Note 1.5 11/30/2024	912828YV6	20,000,000.00	19,686,320.00	19,891,601.60	19,880,906.19	255,026.74	5.250	11/30/2024
BAYERISCHE LANDESBK GIRO DISC CP 0 12/6/2024	07274LM61	10,000,000.00	0.00	9,911,800.00	9,902,992.12	89,658.79	5.350	12/6/2024
FHLB 5.44 12/13/2024	3130AXKF4	40,000,000.00	39,960,320.00	40,045,899.60	40,000,000.00	544,000.00	5.440	12/13/2024

Description	CUSIP/Ticker	Ending Face Amount/Shares	Beginning MV	Ending MV	Ending BV	Investment Income-BV	Ending YTM @ Cost	Maturity Date
BAYERISCHE LANDESBK GIRO DISC CP 0 1/8/2025	07274LN86	10,000,000.00	0.00	9,871,130.00	9,856,382.97	88,491.30	5.313	1/8/2025
FFCB 4.75 1/8/2025	3133EPU78	20,000,000.00	19,942,940.00	19,997,422.80	19,997,814.21	239,510.93	4.791	1/8/2025
FHLB 5.35 4/17/2025-23	3130AVU91	0.00	49,918,250.00	0.00	0.00	572,152.78		4/17/2025
FHLMC 5.45 7/30/2025-23	3134GYQU9	0.00	49,795,300.00	0.00	0.00	234,652.78		7/30/2025
FHLMC 5.5 10/30/2025-23	3134GYQV7	0.00	49,755,050.00	0.00	0.00	465,972.23		10/30/2025
T-Note 2.625 12/31/2025	9128285T3	20,000,000.00	19,347,660.00	19,701,562.40	19,477,335.70	236,469.08	4.849	12/31/2025
T-Note 3.875 1/15/2026	91282CGE5	20,000,000.00	19,699,220.00	20,009,375.00	19,764,578.07	239,984.47	4.844	1/15/2026
Sub Total/Average C1052 HC - American Rescue Plan		381,453,589.19	481,808,652.82	380,431,196.39	379,854,661.92	5,817,648.02	5.072	

C1053 HC - Mobility and Infrastructure

C1053 HC Mobility & Infrastructure MM	CADE-D4461	0.00	1,522,852.68	0.00	0.00	0.00		N/A
LOGIC C1053 LGIP	LOGICC1053	6,235,008.24	16,107,647.32	6,235,008.24	6,235,008.24	127,360.92	5.040	N/A
C1053 HC Mobility Infrastruc FidelityMM MM	M4461-FIGXX	733,201.82	0.00	733,201.82	733,201.82	259,847.63	4.820	N/A
C1053 US Bank Open CP MM	OPENPC1053	47,557,634.30	0.00	47,557,634.30	47,557,634.30	279,892.44	4.750	N/A
TexasCLASS C1053 LGIP	TXCLASSC1053	3,219,667.12	20,039,907.40	3,219,667.12	3,219,667.12	151,759.72	5.063	N/A
FHLB 3.32 7/3/2024-22	3130ASFP9	0.00	9,998,560.00	0.00	0.00	2,766.67		7/3/2024
BAYERISCHE LANDESBANK DISC CP 0 7/11/2024	07274LGB7	0.00	9,980,700.00	0.00	0.00	14,770.69		7/11/2024
SUMITOMO MIT/SINGAPORE 0 7/15/2024	86564YGF3	0.00	9,975,010.00	0.00	0.00	20,495.34		7/15/2024
T-Note 3 7/31/2024	91282CFA4	0.00	9,980,360.00	0.00	0.00	36,497.31		7/31/2024
T-Note 0.375 8/15/2024	91282CCT6	0.00	9,937,990.00	0.00	0.00	52,454.05		8/15/2024
BAYERISCHE LANDESBANK DISC CP 0 8/23/2024	07274LHP5	0.00	9,916,530.00	0.00	0.00	78,412.72		8/23/2024
T-Note 1.25 8/31/2024	912828YE4	0.00	9,930,080.00	0.00	0.00	86,533.51		8/31/2024
T-Note 1.25 8/31/2024	912828YE4	0.00	4,965,040.00	0.00	0.00	43,016.49		8/31/2024
SWEDBANK 0 9/12/2024	87020WJC7	0.00	19,776,780.00	0.00	0.00	213,270.97		9/12/2024
T-Note 0.375 9/15/2024	91282CCX7	0.00	9,898,050.00	0.00	0.00	111,564.14		9/15/2024
FHLB 5.115 9/27/2024-23	3130AUL51	0.00	9,985,350.00	0.00	0.00	123,612.50		9/27/2024
FNMA 5.3 9/30/2024-23	3135GAFT3	0.00	9,986,940.00	0.00	0.00	132,500.00		9/30/2024
FFCB 5.25 10/2/2024	3133EPVK8	22,000,000.00	21,984,534.00	22,000,217.36	21,999,838.70	296,169.58	5.393	10/2/2024
BARCLAYS US DISC CP 0 10/15/2024	06741FKF3	10,000,000.00	9,837,430.00	9,979,800.00	9,978,971.64	138,186.34	5.489	10/15/2024
T-Note 1.5 10/31/2024	912828YM6	10,000,000.00	9,871,480.00	9,972,315.00	9,972,058.44	120,423.36	4.907	10/31/2024
T-Note 2.25 11/15/2024	912828G38	10,000,000.00	9,884,380.00	9,967,896.00	9,968,093.95	120,062.10	4.872	11/15/2024
T-Note 0.75 11/15/2024	91282CDH1	10,000,000.00	9,830,470.00	9,949,995.80	9,947,059.01	124,631.97	5.167	11/15/2024
T-Note 1.5 11/30/2024	912828YV6	12,000,000.00	11,811,792.00	11,934,960.96	11,926,004.01	156,846.41	5.369	11/30/2024
T-Note 1 12/15/2024	91282CDN8	12,000,000.00	11,768,904.00	11,911,875.00	11,863,861.61	147,217.51	5.337	12/15/2024
T-Note 1 12/15/2024	91282CDN8	20,000,000.00	19,614,840.00	19,853,125.00	19,771,153.47	247,038.46	5.377	12/15/2024
T-Note 1 12/15/2024	91282CDN8	25,000,000.00	24,518,550.00	24,816,406.25	24,710,941.61	311,377.71	5.428	12/15/2024
BARCCP CP 0 12/19/2024	06741FMK0	10,000,000.00	0.00	9,895,550.00	9,891,303.44	17,886.77	4.963	12/19/2024
T-Note 1.125 1/15/2025	91282CDS7	12,000,000.00	11,735,748.00	11,881,406.28	11,860,790.82	153,504.35	5.292	1/15/2025
T-Note 1.125 1/15/2025	91282CDS7	10,000,000.00	9,779,790.00	9,901,171.90	9,887,793.30	125,562.33	5.118	1/15/2025
FHLB 5.35 1/27/2025-23	3130AUFW9	0.00	9,984,630.00	0.00	0.00	84,708.33		1/27/2025
TMCC DISC CP 0 1/31/2025	89233GNX0	10,000,000.00	0.00	9,844,470.00	9,834,023.39	73,465.06	4.989	1/31/2025
T-Note 2 2/15/2025	912828J27	10,000,000.00	9,795,410.00	9,906,543.00	9,891,345.22	122,711.25	5.036	2/15/2025
T-Note 2 2/15/2025	912828J27	5,000,000.00	4,897,705.00	4,953,271.50	4,945,753.29	61,565.81	5.000	2/15/2025
TMCC DISC CP 0 2/28/2025	89233GPU4	10,000,000.00	0.00	9,812,210.00	9,799,019.61	72,352.94	4.935	2/28/2025
T-Note 4.625 2/28/2025	91282CGN5	13,000,000.00	12,946,804.00	13,009,445.28	12,968,722.76	170,181.23	5.234	2/28/2025
FHLB 5.125 3/14/2025	3130AWT59	16,000,000.00	15,979,840.00	16,043,673.92	15,991,876.92	209,529.23	5.231	3/14/2025
T-Note 1.75 3/15/2025	91282CED9	10,000,000.00	9,758,980.00	9,884,863.30	9,850,752.69	126,583.61	5.201	3/15/2025
FHLB 5.375 3/27/2025-23	3130AUG32	0.00	9,971,910.00	0.00	0.00	129,895.83		3/27/2025
FHLB 5.34 4/4/2025	3130AXFR4	25,000,000.00	25,008,000.00	25,160,231.00	25,000,000.00	333,750.00	5.340	4/4/2025
T-Note 2.625 4/15/2025	91282CEH0	10,000,000.00	9,802,640.00	9,913,750.00	9,866,837.62	128,488.39	5.183	4/15/2025

Description	CUSIP/Ticker	Ending Face Amount/Shares	Beginning MV	Ending MV	Ending BV	Investment Income-BV	Ending YTM @ Cost	Maturity Date
T-Note 0.375 4/30/2025	912828ZL7	10,000,000.00	9,612,890.00	9,775,546.90	9,759,017.66	114,447.87	4.701	4/30/2025
T-Note 2.125 5/15/2025	912828XB1	10,000,000.00	9,741,670.00	9,868,828.10	9,814,310.66	128,382.35	5.278	5/15/2025
T-Note 2.125 5/15/2025	912828XB1	10,000,000.00	9,741,670.00	9,868,828.10	9,855,798.02	111,568.09	4.540	5/15/2025
T-Note 2.75 5/15/2025	91282CEQ0	10,000,000.00	0.00	9,907,128.90	9,886,088.71	66,319.69	4.627	5/15/2025
FNMA 5 5/30/2025-24	3135GAR86	5,000,000.00	4,975,050.00	4,995,893.55	4,995,331.72	64,282.08	5.152	5/30/2025
FHLB 3.25 6/6/2025-22	3130AS6N4	10,000,000.00	9,808,390.00	9,923,175.00	10,000,204.47	81,174.45	3.247	6/6/2025
FHLB 3.25 6/6/2025-22	3130AS6N4	10,000,000.00	9,808,390.00	9,923,175.00	10,001,681.20	80,628.83	3.224	6/6/2025
T-Bill 0 6/12/2025	912797LN5	10,000,000.00	0.00	9,726,279.70	9,673,490.68	77,128.18	4.874	6/12/2025
T-Note 0.25 6/30/2025	912828ZW3	10,000,000.00	0.00	9,716,250.00	9,690,730.77	63,862.56	4.514	6/30/2025
FHLB 4.75 7/10/2025-24	3130B2RV9	20,000,000.00	0.00	19,985,741.00	20,000,000.00	34,305.56	4.750	7/10/2025
FHLB 5.425 7/15/2025-24	3130B1G76	0.00	20,007,500.00	0.00	0.00	150,694.44		7/15/2025
T-Note 4.75 7/31/2025	91282CHN4	20,000,000.00	0.00	20,109,687.40	20,049,870.52	128,097.43	4.440	7/31/2025
FHLB 5.3 8/15/2025-24	3130B27K5	10,000,000.00	0.00	9,989,700.50	10,000,000.00	86,861.11	5.300	8/15/2025
T-Note 5 8/31/2025	91282CHV6	10,000,000.00	9,992,190.00	10,084,277.30	9,992,689.25	127,689.33	5.077	8/31/2025
T-Note 3.5 9/15/2025	91282CFK2	15,000,000.00	0.00	14,931,093.75	14,871,550.14	88,294.08	4.423	9/15/2025
FNMA 3.75 9/30/2025-24	3135GAV57	30,000,000.00	0.00	29,990,400.00	29,881,241.38	44,866.38	4.157	9/30/2025
FHLB 5.45 10/29/2025-24	3130B1KQ9	10,000,000.00	9,972,750.00	9,994,570.10	10,000,000.00	136,250.00	5.450	10/29/2025
FHLMC 3.78 7/8/2026-22	3134GXYP3	20,000,000.00	19,545,480.00	19,845,317.20	20,000,000.00	189,000.00	3.780	7/8/2026
T-Note 4.625 9/15/2026	91282CHY0	10,000,000.00	9,988,280.00	10,178,125.00	9,990,571.18	117,150.67	4.677	9/15/2026
FHLB 5.35 1/28/2027-23	3130AUK52	20,000,000.00	19,958,620.00	19,985,239.60	20,000,000.00	267,500.00	5.350	1/28/2027
FHLB 5.56 1/14/2028-23	3130AUUM4	0.00	9,991,050.00	0.00	0.00	69,500.00		1/14/2028
FHLMC 5.95 6/1/2028-23	3134GYUD2	0.00	15,950,448.00	0.00	0.00	161,311.11		6/1/2028
Sub Total/Average C1053 HC - Mobility and Infrastructure		579,745,511.48	589,880,012.40	577,137,946.13	576,134,289.34	7,596,207.88	4.891	
C1054HC - Escheatment Account								
C1054 HC - Escheatment Acct MM	CADE-D8505	1,494,967.07	1,493,664.28	1,494,967.07	1,494,967.07	0.00	0.000	N/A
Sub Total/Average C1054HC - Escheatment Account		1,494,967.07	1,493,664.28	1,494,967.07	1,494,967.07	0.00	0.000	
C1055 HC - County Atty SPU Fund								
C1055 Co Atty SPU Fund MM	CADE-D8405	82.69	738.43	82.69	82.69	0.00	0.000	N/A
TexasCLASS C1055 LGIP	TXCLASSC1055	304,073.78	358,865.55	304,073.78	304,073.78	4,618.23	5.063	N/A
Sub Total/Average C1055 HC - County Atty SPU Fund		304,156.47	359,603.98	304,156.47	304,156.47	4,618.23	5.062	
C1056 HC - County Atty SPU Fund - State								
C1056 Co Atty SPU Fund - State MM	CADE-D8402	0.00	74,439.60	0.00	0.00	0.00		N/A
C1056 Co Atty SPU Fund - State Fidelity MMF MM	M8402-FIGXX	49,883.79	0.00	49,883.79	49,883.79	825.07	4.820	N/A
Sub Total/Average C1056 HC - County Atty SPU Fund - State		49,883.79	74,439.60	49,883.79	49,883.79	825.07	4.820	
C1822 HC - HOT Debt Service Cons								
C1822 - HOT Debt Service Cons MM	CADE-D2860	0.00	1,162,093.06	0.00	0.00	0.00		N/A
C1822 - HOT Debt Service Cons Fidelity MM	M2860-FIGXX	1,509,436.36	0.00	1,509,436.36	1,509,436.36	29,205.85	4.820	N/A
C1822 US Bank Open CP MM	OPENCPC1822	0.00	0.00	0.00	0.00	0.00		N/A
T-Note 1.75 7/31/2024	912828Y87	0.00	3,190,505.60	0.00	0.00	13,982.40		7/31/2024
SANTANDER BK UK DISC CP 0 8/9/2024	80285PH96	0.00	2,484,320.00	0.00	0.00	14,500.00		8/9/2024
SANTANDER BK UK DISC CP 0 8/9/2024	80285PH96	0.00	16,297,139.20	0.00	0.00	95,120.00		8/9/2024
Sub Total/Average C1822 HC - HOT Debt Service Cons		1,509,436.36	23,134,057.86	1,509,436.36	1,509,436.36	152,808.25	4.820	
C1823 HC - CO Ser 2024 Const								
LoneStar C1823 LGIP	LONESTARC1823	50,006,996.10	0.00	50,006,996.10	50,006,996.10	0.00	5.121	N/A
C1823 - HC Tax and Rev Ser 2024 Constr Fidelity MM	M3651-FIGXX	1,476,562.57	0.00	1,476,562.57	1,476,562.57	1,917,363.38	4.820	N/A
SLGS Demand Deposit C1823 MM	SLGSC1823	401,062,580.65	0.00	401,062,580.65	401,062,580.65	1,062,580.65	3.590	N/A

Description	CUSIP/Ticker	Ending Face Amount/Shares	Beginning MV	Ending MV	Ending BV	Investment Income-BV	Ending YTM @ Cost	Maturity Date
Sub Total/Average C1823 HC - CO Ser 2024 Const		452,546,139.32	0.00	452,546,139.32	452,546,139.32	2,979,944.03	3.763	
C3730 HC - Unlimited Tax 2004B Road & Ref								
C3730 Road and Ref Bds Ser 04B Project MM	CADE-D8945	460.71	801.83	460.71	460.71	0.00	0.000	N/A
LoneStar C3730 LGIP	LONESTARC3730	6.81	34,818.87	6.81	6.81	263.30	5.121	N/A
SLGS Demand Deposit C3730 MM	SLGSC3730	49,130.17	0.00	49,130.17	49,130.17	130.17	3.590	N/A
TexasCLASS C3730 LGIP	TXCLASSC3730	0.00	26,860.17	0.00	0.00	256.66		N/A
Sub Total/Average C3730 HC - Unlimited Tax 2004B Road & Ref		49,597.69	62,480.87	49,597.69	49,597.69	650.13	3.557	
C3740 HC - Unlimited Tax 2006B Road & Ref								
C3740 Road and Ref Bds Ser 06B Project MM	CADE-D8031	650.77	15.89	650.77	650.77	0.00	0.000	N/A
LOGIC C3740 LGIP	LOGICC3740	2,119,160.65	2,090,897.85	2,119,160.65	2,119,160.65	28,262.80	5.040	N/A
LoneStar C3740 LGIP	LONESTARC3740	1,054,126.58	1,368,163.28	1,054,126.58	1,054,126.58	15,998.30	5.121	N/A
TexasCLASS C3740 LGIP	TXCLASSC3740	1,334,728.29	2,054,903.65	1,334,728.29	1,334,728.29	26,824.64	5.063	N/A
Sub Total/Average C3740 HC - Unlimited Tax 2006B Road & Ref		4,508,666.29	5,513,980.67	4,508,666.29	4,508,666.29	71,085.74	5.065	
C8349 HC - Workers Compensation								
C8349 Workers Comp MM	CADE-D8064	0.00	10,042.64	0.00	0.00	0.00		N/A
LOGIC C8349 LGIP	LOGICC8349	3,512,925.27	3,466,074.09	3,512,925.27	3,512,925.27	46,851.18	5.040	N/A
C8349 Workers Comp Fidelity MMF MM	M8064-FIGXX	3,492,571.41	9,680,070.66	3,492,571.41	3,492,571.41	115,363.10	4.820	N/A
C8349 US Bank Open CP MM	OPENCPC8349	8,500,000.00	0.00	8,500,000.00	8,500,000.00	5,267.36	4.750	N/A
TexasCLASS C8349 LGIP	TXCLASSC8349	7,857,520.83	7,751,769.55	7,857,520.83	7,857,520.83	105,751.28	5.063	N/A
T-Note 0.375 7/15/2024	91282CCL3	0.00	1,497,136.50	0.00	0.00	3,087.03		7/15/2024
T-Note 2.375 8/15/2024	912828D56	0.00	1,992,422.00	0.00	0.00	12,427.42		8/15/2024
T-Note 2.375 8/15/2024	912828D56	0.00	2,988,633.00	0.00	0.00	19,134.67		8/15/2024
BARCLAYS CAPITAL DISC CP 0 9/10/2024	06743UJA1	0.00	1,484,475.00	0.00	0.00	15,525.00		9/10/2024
T-Note 0.625 10/15/2024	91282CDB4	2,000,000.00	1,972,656.00	1,996,755.98	1,996,596.72	25,506.48	5.188	10/15/2024
T-Note 0.625 10/15/2024	91282CDB4	2,000,000.00	1,972,656.00	1,996,755.98	1,996,575.23	25,647.73	5.209	10/15/2024
T-Note 2.25 11/15/2024	912828G38	1,000,000.00	988,438.00	996,789.60	996,561.64	12,654.53	5.126	11/15/2024
T-Note 1 12/15/2024	91282CDN8	2,000,000.00	1,961,484.00	1,985,312.50	1,982,872.60	26,036.94	5.254	12/15/2024
T-Note 1.125 1/15/2025	91282CDS7	2,000,000.00	1,955,958.00	1,980,234.38	1,977,558.66	25,112.47	5.118	1/15/2025
BARCLAYS CAPITAL DISC CP 0 3/12/2025	06743UQC9	2,000,000.00	0.00	1,959,582.00	1,953,086.91	19,691.91	5.369	3/12/2025
T-Note 2.125 5/15/2025	912828XB1	3,000,000.00	0.00	2,960,648.43	2,949,480.15	26,187.01	4.913	5/15/2025
Sub Total/Average C8349 HC - Workers Compensation		37,363,017.51	37,721,815.44	37,239,096.38	37,215,749.42	484,244.11	4.999	
C9990 HC - Debt Service Constitutional								
C9990 Constitutional DS MM	CADE-D8801	0.00	14,331.67	0.00	0.00	0.00		N/A
LoneStar C9990 LGIP	LONESTARC9990	8,674,041.02	16,141,273.57	8,674,041.02	8,674,041.02	232,767.45	5.121	N/A
C9990 Harris County - Const Cons DS Fidelity MM	M8801-FIGXX	87,111,787.96	0.00	87,111,787.96	87,111,787.96	36,550.97	4.820	N/A
C9990 US Bank Open CP MM	OPENCPC9990	0.00	0.00	0.00	0.00	64,207.00		N/A
T-Note 0.375 9/15/2024	91282CCX7	0.00	59,685,241.50	0.00	0.00	641,320.59		9/15/2024
BAYERISCHE LANDESBANK DISC CP 0 9/25/2024	07274LJR9	0.00	59,487,517.80	0.00	0.00	761,363.37		9/25/2024
Sub Total/Average C9990 HC - Debt Service Constitutional		95,785,828.98	135,328,364.54	95,785,828.98	95,785,828.98	1,736,209.38	4.847	
C9991 HC - General Fund								
C9991 County General (Tax) MM	CADE-D8029	0.00	130,554,262.07	0.00	0.00	0.00		N/A
LOGIC C9991 LGIP	LOGICC9991	103,520,386.31	102,139,755.52	103,520,386.31	103,520,386.31	1,380,630.79	5.040	N/A
LoneStar C9991 LGIP	LONESTARC9991	78,028,133.72	76,979,226.96	78,028,133.72	78,028,133.72	1,048,906.76	5.121	N/A
C9991 HC - General Fund FidelityMMF MM	M8029-FIGXX	245,587,335.65	266,422,171.72	245,587,335.65	245,587,335.65	4,112,747.20	4.820	N/A
C9991 US Bank Open CP MM	OPENCPC9991	25,932,516.11	0.00	25,932,516.11	25,932,516.11	423,992.60	4.750	N/A
TexasCLASS C9991 LGIP	TXCLASSC9991	127,568,588.66	26,192,882.36	127,568,588.66	127,568,588.66	1,375,706.30	5.063	N/A

Description	CUSIP/Ticker	Ending Face Amount/Shares	Beginning MV	Ending MV	Ending BV	Investment Income-BV	Ending YTM @ Cost	Maturity Date
BARCLAYS BK US DISC CP 0 7/1/2024	06741FG19	0.00	99,955,700.00	0.00	0.00	0.00		7/1/2024
T-Bill 0 7/11/2024	912797GB7	0.00	99,854,600.00	0.00	0.00	140,781.25		7/11/2024
T-Note 0.375 7/15/2024	91282CCL3	0.00	49,904,550.00	0.00	0.00	100,034.75		7/15/2024
T-Note 2.125 7/31/2024	9128282N9	0.00	99,733,400.00	0.00	0.00	432,928.39		7/31/2024
BAYERISCHE LANDESBANK DISC CP 0 8/5/2024	07274LH59	0.00	0.00	0.00	0.00	260,555.56		8/5/2024
FHLB 1.82 8/15/2024-22	3130AR3J8	0.00	29,855,460.00	0.00	0.00	68,250.00		8/15/2024
T-Note 2.375 8/15/2024	912828D56	0.00	99,621,100.00	0.00	0.00	646,677.54		8/15/2024
LONG ISLAND POWER AUTH CP 5.42 8/20/2024	54270GGD0	0.00	0.00	0.00	0.00	48,008.07		8/20/2024
ACCENTURE CAPITAL INC DISC CP 0 8/26/2024	00439EHS2	0.00	99,124,900.00	0.00	0.00	850,089.33		8/26/2024
UNIVERSITY OF TEXAS PERM DISC CP 0 8/29/2024	91512BHV0	0.00	0.00	0.00	0.00	158,861.00		8/29/2024
BARCLAYS BK US DISC CP 0 9/9/2024	06741FJ99	0.00	98,915,600.00	0.00	0.00	1,058,668.97		9/9/2024
T-Bill 0 10/8/2024	912797LS4	60,000,000.00	0.00	59,945,385.60	59,938,377.70	237,686.03	5.228	10/8/2024
T-Bill 0 10/17/2024	912797KU0	100,000,000.00	0.00	99,792,000.00	99,773,333.33	240,833.33	5.042	10/17/2024
Unity Bank 4662 IntraFi 3.9 1/2/2025	UNITYBANK6484	1,507,256.47	1,492,513.18	1,507,256.47	1,507,256.47	14,743.29	3.900	1/2/2025
Unity Bank 4662 IntraFi 3.9 1/2/2025	UNITYBANK6492	536,644.30	531,395.10	536,644.30	536,644.30	5,249.20	3.900	1/2/2025
Unity Bank 4662 IntraFi 3.9 1/2/2025	UNITYBANK7392	2,076,863.39	2,056,548.70	2,076,863.39	2,076,863.39	20,314.69	3.900	1/2/2025
Unity Bank 4662 IntraFi 0.747 1/2/2025	UNITYBANK8568	1,122,728.03	1,120,615.48	1,122,728.03	1,122,728.03	2,112.55	0.747	1/2/2025
Sub Total/Average C9991 HC - General Fund		745,880,452.64	1,284,454,681.09	745,617,838.24	745,592,163.67	12,627,777.60	4.973	
C9993 HC - Debt Service CP Series A								
C9993 CP Notes Debt Service MM	CADE-D8015	0.00	2,631.24	0.00	0.00	0.00		N/A
LoneStar C9993 LGIP	LONESTARC9993	1,949.00	9,362,885.03	1,949.00	1,949.00	74,546.18	5.121	N/A
C9993 HC - CP Debt Service Fidelity MM	M8015-FIGXX	2,528,704.52	0.00	2,528,704.52	2,528,704.52	12,121.69	4.820	N/A
SLGS Demand Deposit C9993 MM	SLGSC9993	3,999,615.67	0.00	3,999,615.67	3,999,615.67	10,615.67	3.590	N/A
Sub Total/Average C9993 HC - Debt Service CP Series A		6,530,269.19	9,365,516.27	6,530,269.19	6,530,269.19	97,283.54	4.067	
C9994 HC - Debt Service Road								
C9994 Road DS Funds MM	CADE-D8870	0.00	138,366.41	0.00	0.00	0.00		N/A
C9994 HC Debt Service Road Fidelity MM	M8870-FIGXX	63,834,344.09	0.00	63,834,344.09	63,834,344.09	68,599.32	4.820	N/A
C9994 US Bank Open CP MM	OPENPC9994	0.00	0.00	0.00	0.00	51,912.45		N/A
TexasCLASS C9994 LGIP	TXCLASSC9994	0.00	9,386,471.96	0.00	0.00	86,042.74		N/A
T-Note 0.375 9/15/2024	91282CCX7	0.00	29,199,247.50	0.00	0.00	313,747.22		9/15/2024
BAYERISCHE LANDESBANK DISC CP 0 9/25/2024	07274LJR9	0.00	29,102,517.00	0.00	0.00	372,474.62		9/25/2024
Sub Total/Average C9994 HC - Debt Service Road		63,834,344.09	67,826,602.87	63,834,344.09	63,834,344.09	892,776.35	4.820	
F3331 Flood Control - TWDB G1001387 Escrow								
F3331 FCD TWDB G1001387 Escrow Acct MM	CADE-D8900	0.00	4,248,951.15	0.00	0.00	0.00		N/A
F3331 FCD TWDB G1001387 Escr Fidelity MMF MM	M8900-FIGXX	4,286,012.90	0.00	4,286,012.90	4,286,012.90	54,842.26	4.820	N/A
Sub Total/Average F3331 Flood Control - TWDB G1001387 Escrow		4,286,012.90	4,248,951.15	4,286,012.90	4,286,012.90	54,842.26	4.820	
F3332 Flood Control - TWDB G1001481 Escrow								
F3332 Flood Control - TWDB G1001481 Escrow MM	CADE-D3231	0.00	1,364,846.00	0.00	0.00	0.00		N/A
F3332 Flood Control -TWDB G1001481 Escrow Fideli	M3231-FIGXX	1,371,469.58	0.00	1,371,469.58	1,371,469.58	12,313.12	4.820	N/A
Sub Total/Average F3332 Flood Control - TWDB G1001481 Escrow		1,371,469.58	1,364,846.00	1,371,469.58	1,371,469.58	12,313.12	4.820	
F3333 Flood Control - TWDB G1001546 Escrow								
F3333 Flood Control - TWDB G1001546 MM	CADE-D6796	0.00	10,903,115.33	0.00	0.00	0.00		N/A
F3333 Flood Control -TWDB G1001546 Escrow Fideli	M6796-FIGXX	10,956,027.99	0.00	10,956,027.99	10,956,027.99	98,363.71	4.820	N/A
Sub Total/Average F3333 Flood Control - TWDB G1001546 Escrow		10,956,027.99	10,903,115.33	10,956,027.99	10,956,027.99	98,363.71	4.820	
F3334 Flood Control - TWDB G1001737 Escrow								
F3334 Flood Control -TWDB G1001737 Escrow Fideli	M0830-FIGXX	12,058,235.82	0.00	12,058,235.82	12,058,235.82	108,259.37	4.820	N/A

Description	CUSIP/Ticker	Ending Face Amount/Shares	Beginning MV	Ending MV	Ending BV	Investment Income-BV	Ending YTM @ Cost	Maturity Date
Sub Total/Average F3334 Flood Control - TWDB G1001737 Escrow		12,058,235.82	0.00	12,058,235.82	12,058,235.82	108,259.37	4.820	
F3335 Flood Control - TWDB G1001735 Escrow								
F3335 Flood Control -TWDB G1001735 Escrow Fideli	M0848-FIGXX	16,982,015.46	0.00	16,982,015.46	16,982,015.46	152,465.30	4.820	N/A
Sub Total/Average F3335 Flood Control - TWDB G1001735 Escrow		16,982,015.46	0.00	16,982,015.46	16,982,015.46	152,465.30	4.820	
F3336 Flood Control - TWDB G1001736 Escrow								
F3336 Flood Control -TWDB G1001736 Escrow Fideli	M0855-FIGXX	10,048,529.87	0.00	10,048,529.87	10,048,529.87	90,216.16	4.820	N/A
Sub Total/Average F3336 Flood Control - TWDB G1001736 Escrow		10,048,529.87	0.00	10,048,529.87	10,048,529.87	90,216.16	4.820	
F3337 Flood Control - TWDB G1001738 Escrow								
F3337 Flood Control -TWDB G1001738 Escrow Fideli	M0863-FIGXX	18,087,353.75	0.00	18,087,353.75	18,087,353.75	162,389.08	4.820	N/A
Sub Total/Average F3337 Flood Control - TWDB G1001738 Escrow		18,087,353.75	0.00	18,087,353.75	18,087,353.75	162,389.08	4.820	
F4211 Flood Control - Contract Tax DS								
F4211 HC Flood Contract Tax Debt Svc MM	CADE-D4149	39,677,039.55	39.55	39,677,039.55	39,677,039.55	0.00	0.000	N/A
TexasCLASS F4211 LGIP	TXCLASSF4211	8,234.80	15,033.58	8,234.80	8,234.80	201.22	5.063	N/A
Sub Total/Average F4211 Flood Control - Contract Tax DS		39,685,274.35	15,073.13	39,685,274.35	39,685,274.35	201.22	0.001	
F4212 Flood Control - CP Series H-2								
F4212 FCD CP Ser H-2 Constr. MM	CADE-D1334	882.43	9,427.67	882.43	882.43	0.00	0.000	N/A
Sub Total/Average F4212 Flood Control - CP Series H-2		882.43	9,427.67	882.43	882.43	0.00	0.000	
F4213 Flood Control - CP Series H								
F4213 FCD CP Series H Constr MM	CADE-D4605	0.00	14,454,045.33	0.00	0.00	0.00		N/A
F4213 Flood Control -Series H CP Fidelity MM	M4601-FIGXX	37,591,357.19	0.00	37,591,357.19	37,591,357.19	281,752.34	4.820	N/A
SLGS Demand Deposit F4213 MM	SLGSF4213	160,596,769.34	0.00	160,596,769.34	160,596,769.34	596,769.34	3.590	N/A
TexasCLASS F4213 LGIP	TXCLASSF4213	0.00	206,889,148.14	0.00	0.00	1,687,709.90		N/A
Sub Total/Average F4213 Flood Control - CP Series H		198,188,126.53	221,343,193.47	198,188,126.53	198,188,126.53	2,566,231.58	3.823	
F4214 Flood Control - CP Debt Svc Pool								
F4214 FCD Comm Paper DS Pool MM	CADE-D4654	0.00	96,061.60	0.00	0.00	0.00		N/A
LoneStar F4214 LGIP	LONESTARF4214	16,593,087.49	16,274,116.13	16,593,087.49	16,593,087.49	222,899.36	5.121	N/A
F4214 Flood Control -CP DS Pool Fidelity MM	M4654-FIGXX	3,691,115.97	0.00	3,691,115.97	3,691,115.97	19,177.77	4.820	N/A
Sub Total/Average F4214 Flood Control - CP Debt Svc Pool		20,284,203.46	16,370,177.73	20,284,203.46	20,284,203.46	242,077.13	5.066	
F5103 Flood Control - Army Corps of Engineers								
F5103 ACE Sims Bayou MM	CADE-D0378	0.00	26,785.07	0.00	0.00	0.00		N/A
F5103 ACE Clear Creek Escrow MM	CADE-D0385	531.24	531.24	531.24	531.24	0.00	0.000	N/A
F5103 Flood Control -ACE Sims Bayou Project Escr	M0378-FIGXX	26,915.06	0.00	26,915.06	26,915.06	241.65	4.820	N/A
Sub Total/Average F5103 Flood Control - Army Corps of Engineers		27,446.30	27,316.31	27,446.30	27,446.30	241.65	4.727	
F9992 Flood Control - General Fund								
F9992 FCD General MM	CADE-D0224	0.00	24,993,719.20	0.00	0.00	0.00		N/A
LOGIC F9992 LGIP	LOGICF9992	8,988.04	8,868.22	8,988.04	8,988.04	119.82	5.040	N/A
LoneStar F9992 LGIP	LONESTARF9992	16,526,784.14	16,304,619.97	16,526,784.14	16,526,784.14	222,164.17	5.121	N/A
F9992 Flood Control - Gen Fund Fidelity MMF MM	M0224-FIGXX	16,291,606.55	0.00	16,291,606.55	16,291,606.55	371,164.85	4.820	N/A
F9992 US Bank Open CP MM	OPENC PF9992	11,042,384.32	0.00	11,042,384.32	11,042,384.32	48,861.24	4.750	N/A
TexasCLASS F9992 LGIP	TXCLASSF9992	2,208,974.02	2,179,244.30	2,208,974.02	2,208,974.02	29,729.72	5.063	N/A
BAYERISCHE LANDESBANK DISC CP 0 7/11/2024	07274LGB7	0.00	9,980,700.00	0.00	0.00	14,770.69		7/11/2024
T-Bill 0 7/11/2024	912797GB7	0.00	9,985,460.00	0.00	0.00	14,875.81		7/11/2024
SUMITOMO MIT/SINGAPORE 0 7/15/2024	86564YGF3	0.00	4,987,505.00	0.00	0.00	10,247.67		7/15/2024
CORP ANDINA DE FOMENTO DISC CP 0 7/31/2024	2198X2GX1	0.00	9,951,030.00	0.00	0.00	44,732.73		7/31/2024

Description	CUSIP/Ticker	Ending Face Amount/Shares	Beginning MV	Ending MV	Ending BV	Investment Income-BV	Ending YTM @ Cost	Maturity Date
CORP ANDINA DE FOMENTO DISC CP 0 8/15/2024	2198X2HF9	0.00	9,928,670.00	0.00	0.00	66,649.80		8/15/2024
CAROLINAS HEALTHCARE SYST 0 8/20/2024	16085GHL5	0.00	9,924,920.00	0.00	0.00	75,079.58		8/20/2024
ACCENTURE CAPITAL INC DISC CP 0 8/26/2024	00439EHS2	0.00	9,912,490.00	0.00	0.00	85,008.93		8/26/2024
LONG ISLAND POWER AUTH CP 5.44 9/4/2024	54270GGA6	0.00	5,749,770.00	0.00	0.00	57,162.51		9/4/2024
BARCLAYS BK US DISC CP 0 9/9/2024	06741FJ99	0.00	4,945,780.00	0.00	0.00	52,933.45		9/9/2024
T-Bill 0 9/10/2024	912797LG0	0.00	9,896,950.00	0.00	0.00	103,975.77		9/10/2024
BARCLAYS US DISC CP 0 9/25/2024	06741FJR9	0.00	9,868,500.00	0.00	0.00	129,495.88		9/25/2024
T-Bill 0 10/8/2024	912797LS4	10,000,000.00	0.00	9,990,897.60	9,989,729.62	39,614.34	5.228	10/8/2024
BARCLAYS US DISC CP 0 10/9/2024	06741FK97	10,000,000.00	9,846,850.00	9,987,920.00	9,987,984.93	138,173.29	5.490	10/9/2024
T-Bill 0 10/24/2024	912797KV8	10,000,000.00	0.00	9,969,876.40	9,966,615.56	97,250.33	5.309	10/24/2024
T-Bill 0 10/29/2024	912797LV7	10,000,000.00	0.00	9,963,152.80	9,960,609.46	23,915.68	5.055	10/29/2024
T-Note 1.5 10/31/2024	912828YM6	5,000,000.00	0.00	4,986,157.50	4,984,558.11	47,423.25	5.283	10/31/2024
NATL SEC CLEARING CORP DISC CP 0 11/5/2024	63763PL56	10,000,000.00	0.00	9,952,100.00	9,949,859.54	24,353.94	5.098	11/5/2024
Sub Total/Average F9992 Flood Control - General Fund		101,078,737.07	148,465,076.69	100,928,841.37	100,918,094.29	1,697,703.45	5.094	
F9999 Flood Control - Debt Service								
F9999 FCD Debt Service MM	CADE-D0439	38,550,756.11	1,947.63	38,550,756.11	38,550,756.11	0.00	0.000	N/A
F9999 US Bank Open CP MM	OPENCF9999	0.00	0.00	0.00	0.00	27,687.45		N/A
TexasCLASS F9999 LGIP	TXCLASSF9999	8,606.56	7,138,446.79	8,606.56	8,606.56	74,659.77	5.063	N/A
T-Note 0.375 9/15/2024	91282CCX7	0.00	14,995,545.75	0.00	0.00	160,383.93		9/15/2024
BAYERISCHE LANDESBANK DISC CP 0 9/25/2024	07274LJR9	0.00	23,824,602.90	0.00	0.00	304,924.14		9/25/2024
Sub Total/Average F9999 Flood Control - Debt Service		38,559,362.67	45,960,543.07	38,559,362.67	38,559,362.67	567,655.29	0.001	
J2160 Sheriff -Forfeit Assets Fed UST								
J2160 Fed Forfeit Assets UST MM	CADE-D8470	27,818.25	71,329.94	27,818.25	27,818.25	0.00	0.000	N/A
Sub Total/Average J2160 Sheriff -Forfeit Assets Fed UST		27,818.25	71,329.94	27,818.25	27,818.25	0.00	0.000	
J2162 Sheriff - Forfeit Assets State C59								
J2162 State Forfeit Assets C59 MM	CADE-D8484	0.00	420.29	0.00	0.00	0.00		N/A
J2162 Sheriff - Forf Assets St C59 Fidelity MMF MM	M8484-FIGXX	64,348.23	0.00	64,348.23	64,348.23	397.75	4.820	N/A
TexasCLASS J2162 LGIP	TXCLASSJ2162	807,448.31	802,728.14	807,448.31	807,448.31	10,900.17	5.063	N/A
Sub Total/Average J2162 Sheriff - Forfeit Assets State C59		871,796.54	803,148.43	871,796.54	871,796.54	11,297.92	5.045	
J2163 Sheriff - HCSO Forfeit Assets Ch 18								
J2163 State Forfeit Assets C18 MM	CADE-D8485	0.00	188,633.93	0.00	0.00	0.00		N/A
J2163 St Forf Assets C18 Fidelity MMF MM	M8485-FIGXX	190,279.30	0.00	190,279.30	190,279.30	2,434.74	4.820	N/A
Sub Total/Average J2163 Sheriff - HCSO Forfeit Assets Ch 18		190,279.30	188,633.93	190,279.30	190,279.30	2,434.74	4.820	
J2164 Sheriff - Fed Forfeit Assets US Justice								
J2164 State Forfeit Assets USJ DDA MM	CADE-D8477	280,334.55	40,769.69	280,334.55	280,334.55	0.00	0.000	N/A
J2164 St Forf Assets USJ Fidelity MMF MM	M8477-FIGXX	0.00	0.00	0.00	0.00	214.76		N/A
Sub Total/Average J2164 Sheriff - Fed Forfeit Assets US Justice		280,334.55	40,769.69	280,334.55	280,334.55	214.76	0.000	
J2165 Sheriff - HCSO Forfeit Assets Ch 47								
J2165 State Forfeit Assets C47 MM	CADE-D1154	245.91	245.91	245.91	245.91	0.00	0.000	N/A
TexasCLASS J2165 LGIP	TXCLASSJ2165	95,638.47	94,351.30	95,638.47	95,638.47	1,287.17	5.063	N/A
Sub Total/Average J2165 Sheriff - HCSO Forfeit Assets Ch 47		95,884.38	94,597.21	95,884.38	95,884.38	1,287.17	5.050	
J2166 Sheriff - HCSO State Forfeit Assets								
J2166 State Forfeit Assets HDT MM	CADE-D8490	0.00	367,262.50	0.00	0.00	0.00		N/A
J2166 HC Sheriff St Forf Assets - HDT MMFMM	M8490-FIGXX	373,533.65	0.00	373,533.65	373,533.65	3,115.04	4.820	N/A
Sub Total/Average J2166 Sheriff - HCSO State Forfeit Assets		373,533.65	367,262.50	373,533.65	373,533.65	3,115.04	4.820	

Description	CUSIP/Ticker	Ending Face Amount/Shares	Beginning MV	Ending MV	Ending BV	Investment Income-BV	Ending YTM @ Cost	Maturity Date
J5060 Sheriff - Commissary								
J5060 CommissaryMM	CADE-D3003	0.00	3,111,736.31	0.00	0.00	0.00		N/A
LOGIC J5060 LGIP	LOGICJ5060	6,536,995.47	2,463,368.34	6,536,995.47	6,536,995.47	73,627.13	5.040	N/A
J5060 Sheriff Department Commissary Fidelity MM	M3003-FIGXX	5,584,319.25	0.00	5,584,319.25	5,584,319.25	40,818.96	4.820	N/A
J5060 US Bank Open CP MM	OPENCPJ5060	1,055,712.73	0.00	1,055,712.73	1,055,712.73	2,154.63	4.750	N/A
T-Note 0.375 7/15/2024	91282CCL3	0.00	998,091.00	0.00	0.00	2,058.02		7/15/2024
CORP ANDINA DE FOMENTO DISC CP 0 7/31/2024	2198X2GX1	0.00	1,990,206.00	0.00	0.00	8,946.55		7/31/2024
T-Note 1.75 7/31/2024	912828Y87	0.00	997,033.00	0.00	0.00	4,538.75		7/31/2024
T-Note 1.875 8/31/2024	9128282U3	0.00	993,932.00	0.00	0.00	9,068.95		8/31/2024
T-Note 1.5 9/30/2024	912828YH7	0.00	990,371.00	0.00	0.00	13,274.88		9/30/2024
T-Note 0.625 10/15/2024	91282CDB4	1,000,000.00	986,328.00	998,377.99	998,287.61	12,823.86	5.209	10/15/2024
T-Note 1.5 10/31/2024	912828YM6	1,000,000.00	987,148.00	997,231.50	996,852.82	13,090.00	5.371	10/31/2024
T-Note 0.75 11/15/2024	91282CDH1	1,000,000.00	983,047.00	994,999.58	994,393.21	13,088.58	5.405	11/15/2024
T-Note 2.125 11/30/2024	9128283J7	2,000,000.00	1,974,316.00	1,991,328.12	1,989,811.86	26,304.87	5.300	11/30/2024
T-Note 1.75 12/31/2024	912828YY0	1,000,000.00	982,422.00	992,812.50	991,383.08	12,991.93	5.337	12/31/2024
T-Note 2.5 1/31/2025	9128283V0	1,000,000.00	983,916.00	993,289.06	992,653.15	11,768.34	4.766	1/31/2025
T-Note 1.375 1/31/2025	912828Z52	1,000,000.00	977,598.00	989,628.91	987,372.55	12,895.15	5.317	1/31/2025
T-Note 1.125 2/28/2025	912828ZC7	1,000,000.00	973,311.00	986,484.38	983,925.01	12,621.74	5.199	2/28/2025
FHLB 5.125 3/14/2025	3130AWT59	1,000,000.00	998,740.00	1,002,729.62	999,492.31	13,095.58	5.231	3/14/2025
T-Note 1.75 3/15/2025	91282CED9	1,000,000.00	975,898.00	988,486.33	985,114.56	12,636.58	5.184	3/15/2025
T-Note 2.625 4/15/2025	91282CEH0	1,000,000.00	0.00	991,375.00	990,776.04	1,662.95	4.368	4/15/2025
Sub Total/Average J5060 Sheriff - Commissary		25,177,027.45	22,367,461.65	25,103,770.44	25,087,089.65	297,467.45	5.036	
J5102 Sheriff - Special Investigative Fnd								
J5102 Spcl Invest Fund MM	CADE-D3024	403.40	403.40	403.40	403.40	0.00	0.000	N/A
LoneStar J5102 LGIP	LONESTARJ5102	87,514.98	86,338.54	87,514.98	87,514.98	1,176.44	5.121	N/A
Sub Total/Average J5102 Sheriff - Special Investigative Fnd		87,918.38	86,741.94	87,918.38	87,918.38	1,176.44	5.098	
K8201 Toll Road - Sr Ln Debt Service Reserve								
K8201 HCTRA Sr Ln Rev DSR MMF MM	BKNY1922	3,443,730.94	2,189,568.83	3,443,730.94	3,443,730.94	42,799.87	4.790	N/A
NEW BRAUNFELS TX UTIL REV 5 7/1/2024	642577ZQ6	0.00	815,000.00	0.00	0.00	70.18		7/1/2024
NORTH EAST ISD TX UT GO 3 8/1/2024	659155PL3	0.00	274,681.00	0.00	0.00	455.15		8/1/2024
DUBLIN OH CITY SCH DIST 5 12/1/2024	26371GWW8	1,835,000.00	1,846,597.20	1,840,101.30	1,840,750.71	14,264.29	3.080	12/1/2024
BLOOMFIELD CT 4.25 1/28/2025	093851ZA4	10,750,000.00	10,797,622.50	10,787,087.50	10,789,302.47	84,086.85	3.100	1/28/2025
LYNDHURST TWP NJ 4.25 1/30/2025	551324KT2	10,000,000.00	10,034,300.00	10,029,100.00	10,034,461.60	80,047.79	3.180	1/30/2025
NORTH MIDDLESEX MA REGL SCH DIST 4.25 1/30/2025	661139NS0	10,721,711.00	10,759,129.77	10,753,232.83	10,761,673.15	83,782.79	3.100	1/30/2025
DALLAS TX ISD 5 2/15/2025	235308M59	2,100,000.00	2,120,979.00	2,114,868.00	2,114,692.01	16,455.33	3.087	2/15/2025
BATAVIA NY BANS 4.5 4/24/2025	070419MX1	7,080,000.00	7,130,480.40	7,131,330.00	7,122,382.48	60,629.57	3.401	4/24/2025
SAN FRANCISCO CITY & CO CA GO 5 6/15/2025	79773KJA3	2,000,000.00	2,035,920.00	2,033,920.00	2,035,876.69	12,206.76	2.350	6/15/2025
SAUQUOIT VLY NY CENTRL SCH DIST 4.25 6/20/2025	804515EV2	7,000,000.00	7,042,700.00	7,058,100.00	7,036,781.05	61,459.52	3.495	6/20/2025
NEW BRAUNFELS TX UTIL REV 5 7/1/2025	642577ZR4	1,080,000.00	1,098,090.00	1,096,524.00	1,095,856.95	8,175.76	2.992	7/1/2025
UNIV OF TEXAS 5 7/1/2025	915130AG3	1,000,000.00	1,016,230.00	1,015,930.00	1,015,277.76	7,370.24	2.918	7/1/2025
NORTH EAST ISD TX UT GO 3 8/1/2025	659155PM1	290,000.00	287,532.10	290,058.00	292,258.74	1,493.68	2.029	8/1/2025
DUBLIN OH CITY SCH DIST 5 12/1/2025	26371GWW6	4,065,000.00	4,163,454.30	4,176,787.50	4,162,236.85	29,812.99	2.886	12/1/2025
DALLAS TX ISD 5 2/15/2026	235308M67	2,000,000.00	2,056,480.00	2,066,280.00	2,056,011.57	14,755.34	2.876	2/15/2026
TEXAS ST TRANSPRTN COMMISSION 5 4/1/2026	882830BL5	10,000,000.00	10,290,000.00	10,374,100.00	10,319,916.64	71,193.18	2.790	4/1/2026
NEW BRAUNFELS TX UTIL REV 5 7/1/2026	642577ZS2	435,000.00	449,033.10	452,939.40	451,176.24	3,108.53	2.791	7/1/2026
UNIV OF TEXAS 5 7/1/2026	915130AH1	1,000,000.00	1,034,180.00	1,042,720.00	1,037,919.20	7,040.59	2.754	7/1/2026
SAN DIEGO CA CMNTY CLG DIST 5 8/1/2026	797272SA0	500,000.00	520,695.00	525,175.00	522,672.59	3,136.75	2.431	8/1/2026
HURST EULESS BEDFORD TX ISD 5 8/15/2026	447819JT1	1,000,000.00	1,036,260.00	1,048,200.00	1,040,265.60	7,076.23	2.763	8/15/2026

Description	CUSIP/Ticker	Ending Face Amount/Shares	Beginning MV	Ending MV	Ending BV	Investment Income-BV	Ending YTM @ Cost	Maturity Date
Sub Total/Average K8201 Toll Road - Sr Ln Debt Service Reserve		76,300,441.94	76,998,933.20	77,280,184.47	77,173,243.24	609,421.39	3.144	
K8202 Toll Road - First Ln Rev Debt Service Reserv								
K8202 HCTRA First Ln DSR MMF MM	BKNY1923	5,455,209.86	5,330,283.91	5,455,209.86	5,455,209.86	69,961.89	4.790	N/A
BATAVIA NY BANS 4.5 4/24/2025	070419MX1	7,080,000.00	7,130,480.40	7,131,330.00	7,122,382.48	60,629.57	3.401	4/24/2025
AVERILL PARK NY CENTRL SCH DIST 4.25 6/20/2025	053591JF1	16,000,000.00	16,112,640.00	16,144,320.00	16,083,379.34	140,721.76	3.501	6/20/2025
SAUQUOIT VLY NY CENTRL SCH DIST 4.25 6/20/2025	804515EV2	3,740,000.00	3,762,814.00	3,771,042.00	3,759,651.59	32,836.94	3.495	6/20/2025
TEXAS ST TRANSPRTN COMMISSION 5 4/1/2027	882830BM3	10,000,000.00	10,487,200.00	10,627,300.00	10,563,230.60	68,182.88	2.640	4/1/2027
Sub Total/Average K8202 Toll Road - First Ln Rev Debt Service Reserv		42,275,209.86	42,823,418.31	43,129,201.86	42,983,853.87	372,333.04	3.434	
K8203 Toll Road - Sr Ln Rev Debt Service								
K8203 HCTRA Sr Ln Rev DS MMF MM	BKNY1924	2,710,830.26	1,479,960.80	2,710,830.26	2,710,830.26	228,523.55	4.790	N/A
T-Bill 0 8/8/2024	912797GK7	0.00	56,685,132.00	0.00	0.00	321,082.04		8/8/2024
SANTANDER BK UK DISC CP 0 8/9/2024	80285PH96	0.00	3,974,912.00	0.00	0.00	23,200.00		8/9/2024
Sub Total/Average K8203 Toll Road - Sr Ln Rev Debt Service		2,710,830.26	62,140,004.80	2,710,830.26	2,710,830.26	572,805.59	4.790	
K8204 Toll Road - First Ln Rev Debt Service								
K8204 HCTRA First Ln DS MMF MM	BKNY1926	902,693.05	738,738.04	902,693.05	902,693.05	83,605.14	4.790	N/A
T-Bill 0 8/8/2024	912797GK7	0.00	16,906,092.00	0.00	0.00	95,761.31		8/8/2024
Sub Total/Average K8204 Toll Road - First Ln Rev Debt Service		902,693.05	17,644,830.04	902,693.05	902,693.05	179,366.45	4.790	
K8205 Toll Road - Tax Sub Ln Rev Debt Service								
K8205 HCTRA Subordinate Ln Rev DS MMF MM	BKNY1927	737,839.79	794,646.28	737,839.79	737,839.79	61,502.71	4.790	N/A
T-Bill 0 8/8/2024	912797GK7	0.00	13,922,664.00	0.00	0.00	79,565.76		8/8/2024
SANTANDER BK UK DISC CP 0 8/9/2024	80285PH96	0.00	3,676,793.60	0.00	0.00	21,460.00		8/9/2024
Sub Total/Average K8205 Toll Road - Tax Sub Ln Rev Debt Service		737,839.79	18,394,103.88	737,839.79	737,839.79	162,528.47	4.790	
K8206 Toll Road - CP Ser K Debt Svc								
K8206 - Toll Road - CP Series K Debt Svc MM	BKNY7289	9,595.06	6,166.30	9,595.06	9,595.06	737.35	4.790	N/A
Sub Total/Average K8206 Toll Road - CP Ser K Debt Svc		9,595.06	6,166.30	9,595.06	9,595.06	737.35	4.790	
P2010 Fire Marshall - State Forfeit Assets Ch 59								
P2010 Fire Marshall State Forfeit Assets C59 MM	CADE-D3438	10.34	10.34	10.34	10.34	0.00	0.000	N/A
TexasCLASS P2010 LGIP	TXCLASSP2010	2,409.08	2,376.67	2,409.08	2,409.08	32.41	5.063	N/A
Sub Total/Average P2010 Fire Marshall - State Forfeit Assets Ch 59		2,419.42	2,387.01	2,419.42	2,419.42	32.41	5.042	
P2011 Fire Marshall - State Forfeit Assets Ch 18								
P2011 Fire Marshall State Forfeit Assets C18 MM	CADE-D3439	434.01	110.32	434.01	434.01	0.00	0.000	N/A
TexasCLASS P2011 LGIP	TXCLASSP2011	82,103.47	68,171.67	82,103.47	82,103.47	931.80	5.063	N/A
Sub Total/Average P2011 Fire Marshall - State Forfeit Assets Ch 18		82,537.48	68,281.99	82,537.48	82,537.48	931.80	5.037	
R0999 HCTO - Tax Office Refund Cadence DDA MMF								
R0999 Refund Acct MM	CADE-D7014	0.00	92,744,612.23	0.00	0.00	0.00		N/A
R0999 HCTO - Tax Office Refund Fidelity MMF MM	M7014-FIGXX	100,724,768.14	0.00	100,724,768.14	100,724,768.14	977,703.93	4.820	N/A
Sub Total/Average R0999 HCTO - Tax Office Refund Cadence DDA MMF		100,724,768.14	92,744,612.23	100,724,768.14	100,724,768.14	977,703.93	4.820	
R1015 HCTO - Automobile Inventory Tax								
R1015 1999 Auto Inventory Tax Acct MM	CADE-D7161	0.00	5,502,928.76	0.00	0.00	0.00		N/A
R1015 HCTO 1999 Automobile Inventory Tax Account F	M7161-FIGXX	5,991,456.88	0.00	5,991,456.88	5,991,456.88	61,055.64	4.820	N/A
R1015 US Bank Open CP MM	OPENCPR1015	0.00	0.00	0.00	0.00	0.00		N/A
BARCLAYS BK US DISC CP 0 12/23/2024	06741FMP9	10,000,000.00	9,735,210.00	9,890,570.00	9,876,681.43	136,690.47	5.470	12/23/2024
TORONTO DOMINION BK DISC CP 0 12/31/2024	89119AMX3	10,000,000.00	9,727,750.00	9,881,960.00	9,869,342.59	132,093.20	5.360	12/31/2024
T-Note 1.75 12/31/2024	912828YY0	15,000,000.00	14,736,330.00	14,892,187.50	14,880,114.20	186,828.22	5.065	12/31/2024

Description	CUSIP/Ticker	Ending Face Amount/Shares	Beginning MV	Ending MV	Ending BV	Investment Income-BV	Ending YTM @ Cost	Maturity Date
Sub Total/Average R1015 HCTO - Automobile Inventory Tax		40,991,456.88	39,702,218.76	40,656,174.38	40,617,595.10	516,667.53	5.198	
R1016 HCTO - SOS Ch 19								
R1016 SOS C19 Acct MM	CADE-D7223	0.00	956.95	0.00	0.00	0.00		N/A
R1016 HCTO SOS Chap 19 Fidelity MM	M7223-FIGXX	961.04	0.00	961.04	961.04	8.08	4.820	N/A
Sub Total/Average R1016 HCTO - SOS Ch 19		961.04	956.95	961.04	961.04	8.08	4.820	
R4008 HCTO - Tax Office Cadence DDA MMF								
R4008 Tax & Trustee Real Estate Sales Restrict	CADE-D3010	0.00	15,063,981.73	0.00	0.00	0.00		N/A
R4008 Suspense Acct MM	CADE-D7021	0.00	57,215.25	0.00	0.00	0.00		N/A
R4008 Cert of Title RTS MM	CADE-D7077	6,248,701.16	6,051,315.06	6,248,701.16	6,248,701.16	0.00	0.000	N/A
R4008 Change Order Acct MM	CADE-D7168	18,950.00	19,550.00	18,950.00	18,950.00	0.00	0.000	N/A
R4008 2006 Tax Acct MM	CADE-D7182	0.00	14,856,987.68	0.00	0.00	0.00		N/A
R4008 Misc Refund Acct MM	CADE-D7196	6,612.26	7,735.76	6,612.26	6,612.26	0.00	0.000	N/A
R4008 Tax & TTEE R/E Sales DDA MM	CADE-D7197	0.00	502,233.15	0.00	0.00	0.00		N/A
R4008 Tax & TTEE R/E Sales Restr Fidelity MMF	M3010-FIGXX	15,066,671.50	0.00	15,066,671.50	15,066,671.50	193,939.98	4.820	N/A
R4008 Suspense Acct Fidelity MMF MM	M7021-FIGXX	115,750.63	0.00	115,750.63	115,750.63	1,298.25	4.820	N/A
R4008 2006 Tax Acct MMF MM	M7182-FIGXX	12,318,409.13	0.00	12,318,409.13	12,318,409.13	286,358.86	4.820	N/A
R4008 Tax & TTEE R/E Sales Dreyfus MMF MM	M7197-DGCXX	502,314.04	0.00	502,314.04	502,314.04	6,441.70	4.860	N/A
Sub Total/Average R4008 HCTO - Tax Office Cadence DDA MMF		34,277,408.72	36,559,018.63	34,277,408.72	34,277,408.72	488,038.79	3.938	
R4100 HCTO - 2004 Tax Account								
R4100 2004 Tax Acct MM	CADE-D7189	0.00	2,928,989.16	0.00	0.00	0.00		N/A
R4100 HCTO - 2004 Tax Account Fidelity MM	M7189-FIGXX	5,711,184.45	0.00	5,711,184.45	5,711,184.45	46,057.24	4.820	N/A
Sub Total/Average R4100 HCTO - 2004 Tax Account		5,711,184.45	2,928,989.16	5,711,184.45	5,711,184.45	46,057.24	4.820	
R4101 HCTO - 2005 Tax Account								
R4101 2005 Tax Acct MM	CADE-D7203	0.00	17,899.71	0.00	0.00	0.00		N/A
R4101 HCTO - 2005 Tax Account Fidelity MM	M7203-FIGXX	22,310.16	0.00	22,310.16	22,310.16	146.54	4.820	N/A
Sub Total/Average R4101 HCTO - 2005 Tax Account		22,310.16	17,899.71	22,310.16	22,310.16	146.54	4.820	
R4102 HCTO - Hot Boat Beer Wine Liquor Fees								
R4102 Beer Wine Liquor Fees MM	CADE-D7175	0.00	187,641.54	0.00	0.00	0.00		N/A
R4102 HCTO - Hot Boat Beer Wine Liquor Fees Fideli	M7175-FIGXX	160,760.89	0.00	160,760.89	160,760.89	1,237.56	4.820	N/A
Sub Total/Average R4102 HCTO - Hot Boat Beer Wine Liquor Fees		160,760.89	187,641.54	160,760.89	160,760.89	1,237.56	4.820	
R4103 HCTO - Auto Highway Rts								
R4103 Auto Hwy RTS MM	CADE-D7098	0.00	1,099,907.28	0.00	0.00	0.00		N/A
R4103 HCTO - Auto Highway Rts Fidelity MM	M7098-FIGXX	1,277,363.39	0.00	1,277,363.39	1,277,363.39	10,312.95	4.820	N/A
Sub Total/Average R4103 HCTO - Auto Highway Rts		1,277,363.39	1,099,907.28	1,277,363.39	1,277,363.39	10,312.95	4.820	
R4104 HCTO - General Automobile Rts								
R4104 Gen Auto RTS MM	CADE-D7084	0.00	21,150,600.79	0.00	0.00	0.00		N/A
R4104 HCTO - General Automobile Rts Fidelity MM	M7084-FIGXX	22,832,435.76	0.00	22,832,435.76	22,832,435.76	241,833.56	4.820	N/A
Sub Total/Average R4104 HCTO - General Automobile Rts		22,832,435.76	21,150,600.79	22,832,435.76	22,832,435.76	241,833.56	4.820	
R4105 HCTO - Hotel Motel Special Tax Account								
R4105 Hotel Motel Spcl Tax Acct MM	CADE-D7154	0.00	323,047.12	0.00	0.00	0.00		N/A
R4105 HCTO - Hotel Motel Special Tax Account Fidel	M7154-FIGXX	223,520.13	0.00	223,520.13	223,520.13	36,024.66	4.820	N/A
Sub Total/Average R4105 HCTO - Hotel Motel Special Tax Account		223,520.13	323,047.12	223,520.13	223,520.13	36,024.66	4.820	
R4106 HCTO - Motor Vehicle Sales Rts								
R4106 Motor Vehicle Sales RTS MM	CADE-D7105	0.00	14,450,983.86	0.00	0.00	0.00		N/A

Description	CUSIP/Ticker	Ending Face Amount/Shares	Beginning MV	Ending MV	Ending BV	Investment Income-BV	Ending YTM @ Cost	Maturity Date
R4106 HTCO - Motor Vehicle Sales Rts Fidelity MM	M7105-FIGXX	9,949,954.37	0.00	9,949,954.37	9,949,954.37	147,263.18	4.820	N/A
Sub Total/Average R4106 HTCO - Motor Vehicle Sales Rts		9,949,954.37	14,450,983.86	9,949,954.37	9,949,954.37	147,263.18	4.820	
R4107 HCTO - Prop Tax Overpayments								
R4107 Prop Tax Overpayments MM	CADE-D7063	0.00	72,593,118.00	0.00	0.00	0.00		N/A
R4107 HCTO - Prop Tax Overpayments Fidelity MM	M7063-FIGXX	38,077,676.06	0.00	38,077,676.06	38,077,676.06	875,144.05	4.820	N/A
Sub Total/Average R4107 HCTO - Prop Tax Overpayments		38,077,676.06	72,593,118.00	38,077,676.06	38,077,676.06	875,144.05	4.820	
X2165 Commissioners Court Ch 59								
X2165 Comm Crt State Forfeit Assets MM	CADE-D8463	0.00	23.79	0.00	0.00	0.00		N/A
X2165 Comm Crt Ch 59 Fidelity MMF MM	M8463-FIGXX	15.33	0.00	15.33	15.33	30.77	4.820	N/A
TexasCLASS X2165 LGIP	TXCLASSX2165	511,177.25	539,917.24	511,177.25	511,177.25	6,995.01	5.063	N/A
Sub Total/Average X2165 Commissioners Court Ch 59		511,192.58	539,941.03	511,192.58	511,192.58	7,025.78	5.063	
Y5912 Metro - Street Improvement								
Y5912 Metro Street Improvement MM	CADE-D8099	23.02	23.02	23.02	23.02	0.00	0.000	N/A
LoneStar Y5912 LGIP	LONESTARY5912	255,778.09	252,339.75	255,778.09	255,778.09	3,438.34	5.121	N/A
TexasCLASS Y5912 LGIP	TXCLASSY5912	1,124,581.45	1,109,446.15	1,124,581.45	1,124,581.45	15,135.30	5.063	N/A
Sub Total/Average Y5912 Metro - Street Improvement		1,380,382.56	1,361,808.92	1,380,382.56	1,380,382.56	18,573.64	5.074	
Y5913 Metro - General Mobility Program								
Y5913 Metro Gen Mobility MM	CADE-D8785	0.00	1,864,989.96	0.00	0.00	0.00		N/A
LOGIC Y5913 LGIP	LOGICY5913	2,441,350.32	2,408,790.47	2,441,350.32	2,441,350.32	32,559.85	5.040	N/A
LoneStar Y5913 LGIP	LONESTARY5913	533,663.69	5,505,782.85	533,663.69	533,663.69	27,880.84	5.121	N/A
Y5913 Metro General Mobility Program Fidelity MM	M8785-FIGXX	981,091.73	0.00	981,091.73	981,091.73	204,127.81	4.820	N/A
Y5913 US Bank Open CP MM	OPENCPY5913	11,755,038.35	0.00	11,755,038.35	11,755,038.35	39,720.93	4.750	N/A
TexasCLASS Y5913 LGIP	TXCLASSY5913	2,609,692.85	2,574,570.05	2,609,692.85	2,609,692.85	35,122.80	5.063	N/A
T-Note 0.375 7/15/2024	91282CCL3	0.00	1,996,182.00	0.00	0.00	4,254.03		7/15/2024
CORP ANDINA DE FOMENTO DISC CP 0 7/31/2024	2198X2GX1	0.00	1,990,206.00	0.00	0.00	8,946.55		7/31/2024
FHLB 3.6 8/1/2024-22	3130ASTL3	0.00	4,991,175.00	0.00	0.00	15,500.00		8/1/2024
TMCC DISC CP 0 8/15/2024	89233GHF6	0.00	1,985,796.00	0.00	0.00	13,697.78		8/15/2024
T-Note 1.875 8/31/2024	912828J27	0.00	993,932.00	0.00	0.00	9,068.95		8/31/2024
T-Note 0.375 9/15/2024	91282CCX7	0.00	2,969,415.00	0.00	0.00	31,268.18		9/15/2024
FHLB 5.115 9/27/2024-23	3130AUL51	0.00	1,997,070.00	0.00	0.00	24,722.50		9/27/2024
BARCLAYS US DISC CP 0 10/15/2024	06741FKF3	1,000,000.00	983,743.00	997,980.00	997,897.16	13,818.63	5.489	10/15/2024
T-Note 0.625 10/15/2024	91282CDB4	3,000,000.00	2,958,984.00	2,995,133.97	2,994,305.27	39,640.81	5.445	10/15/2024
BARCLAYS US DISC CP 0 10/30/2024	06741FKW6	10,000,000.00	0.00	9,959,250.00	9,956,860.82	99,666.38	5.377	10/30/2024
BARCLAYS CAPITAL DISC CP 0 11/13/2024	06741FLD7	5,000,000.00	0.00	4,970,510.00	4,968,788.00	35,567.17	5.240	11/13/2024
T-Note 2.25 11/15/2024	912828G38	3,000,000.00	2,965,314.00	2,990,368.80	2,988,423.19	40,028.63	5.452	11/15/2024
FHLB 5.44 12/13/2024	3130AXKF4	3,000,000.00	2,997,024.00	3,003,442.47	3,000,000.00	40,800.00	5.440	12/13/2024
T-Note 1.75 12/31/2024	912828YY0	5,000,000.00	0.00	4,964,062.50	4,960,171.93	31,070.37	4.997	12/31/2024
FHLB 4.125 1/23/2025-22	3130AT6L6	3,000,000.00	2,979,948.00	2,994,305.16	3,000,000.00	30,937.50	4.125	1/23/2025
T-Note 2 2/15/2025	912828J27	3,000,000.00	2,938,623.00	2,971,962.90	2,963,021.42	39,734.80	5.434	2/15/2025
BARCLAYS CAPITAL DISC CP 0 2/20/2025	06743UPL0	5,000,000.00	0.00	4,910,155.00	4,902,453.27	32,286.60	5.051	2/20/2025
BARCLAYS CAPITAL DISC CP 0 3/12/2025	06743UQC9	10,000,000.00	0.00	9,797,910.00	9,765,434.56	98,459.56	5.369	3/12/2025
FHLB 5.125 3/14/2025	3130AWT59	3,000,000.00	2,996,220.00	3,008,188.86	2,998,476.92	39,286.73	5.231	3/14/2025
FHLMC 3.75 4/28/2025-23	3134GXX29	5,000,000.00	4,940,955.00	4,982,415.45	5,000,522.39	46,646.15	3.732	4/28/2025
FHLMC 3.75 4/28/2025-23	3134GXX29	2,000,000.00	1,976,382.00	1,992,966.18	2,000,000.00	18,750.00	3.750	4/28/2025
T-Note 0.375 4/30/2025	912828ZL7	3,000,000.00	2,883,867.00	2,932,664.07	2,927,705.30	34,334.36	4.701	4/30/2025
T-Note 2.125 5/15/2025	912828XB1	3,000,000.00	2,922,501.00	2,960,648.43	2,951,396.81	35,722.87	4.843	5/15/2025
T-Note 0.25 5/31/2025	912828ZT0	5,000,000.00	0.00	4,870,859.35	4,858,040.70	30,417.32	4.643	5/31/2025

Description	CUSIP/Ticker	Ending Face Amount/Shares	Beginning MV	Ending MV	Ending BV	Investment Income-BV	Ending YTM @ Cost	Maturity Date
T-Note 2.875 6/15/2025	91282CEU1	4,000,000.00	3,915,468.00	3,963,781.24	3,954,894.01	44,991.42	4.539	6/15/2025
T-Note 0.25 6/30/2025	912828ZW3	4,000,000.00	0.00	3,886,500.00	3,885,131.12	6,292.80	4.185	6/30/2025
FHLB 5.3 7/15/2025-24	3130B24X0	10,000,000.00	0.00	10,004,524.60	10,000,000.00	89,805.56	5.300	7/15/2025
T-Note 3 7/15/2025	91282CEY3	2,000,000.00	1,958,086.00	1,983,718.74	1,971,849.58	24,050.70	4.864	7/15/2025
T-Note 0.25 7/31/2025	91282CAB7	1,000,000.00	949,766.00	969,013.67	963,409.77	11,737.21	4.847	7/31/2025
FHLB 5.5 8/1/2025-24	3130B1WH6	0.00	0.00	0.00	0.00	24,291.67		8/1/2025
FHLMC 4 8/25/2025-22	3134GXT46	2,000,000.00	1,976,644.00	1,991,922.98	2,000,000.00	20,000.00	4.000	8/25/2025
FHLB 3.43 9/9/2025-22	3130ARW80	2,000,000.00	1,963,184.00	1,982,126.90	2,000,000.00	17,150.00	3.430	9/9/2025
T-Note 3.5 9/15/2025	91282CFK2	3,000,000.00	2,945,976.00	2,986,218.75	2,956,109.17	37,857.95	5.122	9/15/2025
T-Note 4.25 10/15/2025	91282CFP1	3,000,000.00	2,971,758.00	3,008,906.25	2,975,382.59	38,009.19	5.090	10/15/2025
T-Note 0.25 10/31/2025	91282CAT8	5,000,000.00	0.00	4,806,640.60	4,769,905.20	38,222.12	4.675	10/31/2025
T-Note 2.25 11/15/2025	912828M56	10,000,000.00	0.00	9,821,093.80	9,744,772.28	74,035.18	4.613	11/15/2025
T-Note 4.5 11/15/2025	91282CFW6	3,000,000.00	2,981,718.00	3,019,101.57	2,983,291.31	37,490.14	5.026	11/15/2025
T-Note 4 12/15/2025	91282CGA3	3,000,000.00	2,961,327.00	3,004,921.86	2,964,674.64	37,533.40	5.040	12/15/2025
T-Note 3.875 1/15/2026	91282CGE5	5,000,000.00	0.00	5,002,343.75	4,977,001.96	28,190.81	4.244	1/15/2026
T-Note 2.625 1/31/2026	9128286A3	3,000,000.00	2,897,577.00	2,954,531.25	2,918,354.50	35,152.58	4.796	1/31/2026
T-Note 0.5 2/28/2026	91282CBQ3	3,000,000.00	2,793,633.00	2,865,351.57	2,830,031.81	34,074.66	4.775	2/28/2026
FHLB 5.3 3/13/2026-24	3130B25Z4	10,000,000.00	0.00	9,993,859.20	10,000,000.00	88,333.33	5.300	3/13/2026
T-Note 2.25 3/31/2026	9128286L9	3,000,000.00	2,872,500.00	2,934,257.82	2,895,323.12	34,572.83	4.738	3/31/2026
FHLMC 0.58 4/15/2026	3134GWZC3	3,000,000.00	2,783,223.00	2,857,940.25	2,837,232.64	30,995.19	4.315	4/15/2026
T-Note 1.625 5/15/2026	912828R36	1,000,000.00	944,141.00	967,070.31	951,986.33	11,536.71	4.764	5/15/2026
T-Note 4.125 6/15/2026	91282CHH7	2,000,000.00	1,977,110.00	2,013,359.38	1,998,684.54	20,931.95	4.165	6/15/2026
DENTON TX ISD UT GO *PSF* 5 8/15/2026	249002JM9	9,770,000.00	9,804,683.50	9,992,462.90	9,964,400.17	95,977.61	3.856	8/15/2026
FHLB 4.56 9/30/2026-22	3130ATBQ9	5,000,000.00	4,941,380.00	4,990,048.35	5,000,000.00	57,000.00	4.560	9/30/2026
FFCB 4.5 3/26/2027	3133EP6K6	1,000,000.00	997,900.00	1,019,016.37	1,001,333.58	11,114.58	4.442	3/26/2027
ST OF OREGON TRANS REV 5.483 11/15/2027-24	68607DNH4	0.00	11,529,264.15	0.00	0.00	-84,526.65		11/15/2027
FHLB 3 3/10/2028	313382GT4	500,000.00	473,798.50	488,887.68	476,352.44	5,480.77	4.527	3/10/2028
T-Note 1.25 3/31/2028	91282CBS9	500,000.00	445,469.00	461,855.47	449,217.94	5,226.71	4.478	3/31/2028
FHLMC 5.95 6/1/2028-23	3134GYUD2	0.00	5,981,418.00	0.00	0.00	60,491.67		6/1/2028
T-Note 1.125 8/31/2028	91282CCV1	2,000,000.00	1,753,046.00	1,820,859.38	1,767,469.90	20,604.92	4.468	8/31/2028
T-Note 1.375 10/31/2028	91282CDF5	3,000,000.00	2,646,798.00	2,748,867.18	2,664,319.32	31,011.31	4.459	10/31/2028
Sub Total/Average Y5913 Metro - General Mobility Program		194,090,836.94	136,287,338.48	192,162,841.90	191,455,462.60	2,141,674.42	4.801	
Z5200 Constable - Pct 1 Fed Forfeit Assets US Just								
Z5200 Constable Pct 1 Fed Forfeit Asst USJ MM	CADE-D8449	112,001.18	108,731.26	112,001.18	112,001.18	0.00	0.000	N/A
Sub Total/Average Z5200 Constable - Pct 1 Fed Forfeit Assets US Just		112,001.18	108,731.26	112,001.18	112,001.18	0.00	0.000	
Z5201 Constable - Pct 1 Fed Forfeit Assets US Trea								
Z5201 Constable Pct 1 Fed Forfeit Asst UST MM	CADE-D8442	271.72	271.72	271.72	271.72	0.00	0.000	N/A
Sub Total/Average Z5201 Constable - Pct 1 Fed Forfeit Assets US Trea		271.72	271.72	271.72	271.72	0.00	0.000	
Z5202 Constable - Pct 1 State Forfeit Assets Ch 18								
Z5202 Constable Pct 1 State Forfeit Asst C18 MM	CADE-D8446	6,504.07	325.32	6,504.07	6,504.07	0.00	0.000	N/A
TexasCLASS Z5202 LGIP	TXCLASSZ5202	460,134.65	464,992.16	460,134.65	460,134.65	6,217.49	5.063	N/A
Sub Total/Average Z5202 Constable - Pct 1 State Forfeit Assets Ch 18		466,638.72	465,317.48	466,638.72	466,638.72	6,217.49	4.993	
Z5203 Constable - Pct 1 State Forfeit Assets Ch 59								
Z5203 Constable Pct 1 State Forfeit Asst C59 MM	CADE-D8456	25,455.73	58.09	25,455.73	25,455.73	0.00	0.000	N/A
TexasCLASS Z5203 LGIP	TXCLASSZ5203	107,820.21	106,369.13	107,820.21	107,820.21	1,451.08	5.063	N/A
Sub Total/Average Z5203 Constable - Pct 1 State Forfeit Assets Ch 59		133,275.94	106,427.22	133,275.94	133,275.94	1,451.08	4.096	

Description	CUSIP/Ticker	Ending Face Amount/Shares	Beginning MV	Ending MV	Ending BV	Investment Income-BV	Ending YTM @ Cost	Maturity Date
Z5204 Constable - Pct 2 Fed Forfeit Assets US Just								
Z5204 Constable Pct 2 Fed Forfeit Asst USJ MM	CADE-D8450	180,078.62	124,932.50	180,078.62	180,078.62	0.00	0.000	N/A
Sub Total/Average Z5204 Constable - Pct 2 Fed Forfeit Assets US Just		180,078.62	124,932.50	180,078.62	180,078.62	0.00	0.000	
Z5205 Constable - Pct 2 Fed Forfeit Assets US Trea								
Z5205 Constable Pct 2 Fed Forfeit Asst UST MM	CADE-D8443	11.40	11.40	11.40	11.40	0.00	0.000	N/A
Sub Total/Average Z5205 Constable - Pct 2 Fed Forfeit Assets US Trea		11.40	11.40	11.40	11.40	0.00	0.000	
Z5206 Constable - Pct 2 State Forfeit Assets Ch 18								
Z5206 Constable Pct 2 State Forfeit Asst C18 MM	CADE-D8455	30.90	30.90	30.90	30.90	0.00	0.000	N/A
TexasCLASS Z5206 LGIP	TXCLASSZ5206	77,507.26	76,464.10	77,507.26	77,507.26	1,043.16	5.063	N/A
Sub Total/Average Z5206 Constable - Pct 2 State Forfeit Assets Ch 18		77,538.16	76,495.00	77,538.16	77,538.16	1,043.16	5.061	
Z5207 Constable - Pct 2 State Forfeit Assets Ch 59								
Z5207 Constable Pct 2 State Forfeit Asst C59 MM	CADE-D8462	6,395.21	22.07	6,395.21	6,395.21	0.00	0.000	N/A
TexasCLASS Z5207 LGIP	TXCLASSZ5207	220,909.10	217,935.96	220,909.10	220,909.10	2,973.14	5.063	N/A
Sub Total/Average Z5207 Constable - Pct 2 State Forfeit Assets Ch 59		227,304.31	217,958.03	227,304.31	227,304.31	2,973.14	4.921	
Z5208 Constable - Pct 3 Fed Forfeit Assets US Just								
Z5208 Constable Pct 3 Fed Forfeit Asst USJ MM	CADE-D8454	42,421.95	10,786.77	42,421.95	42,421.95	0.00	0.000	N/A
Sub Total/Average Z5208 Constable - Pct 3 Fed Forfeit Assets US Just		42,421.95	10,786.77	42,421.95	42,421.95	0.00	0.000	
Z5210 Constable - Pct 3 State Forfeit Assets Ch 18								
Z5210 Constable Pct 3 State Forfeit Asst C18 MM	CADE-D8447	11.44	11.44	11.44	11.44	0.00	0.000	N/A
TexasCLASS Z5210 LGIP	TXCLASSZ5210	5,291.70	5,220.51	5,291.70	5,291.70	71.19	5.063	N/A
Sub Total/Average Z5210 Constable - Pct 3 State Forfeit Assets Ch 18		5,303.14	5,231.95	5,303.14	5,303.14	71.19	5.052	
Z5211 Constable - Pct 3 State Forfeit Assets Ch 59								
Z5211 Constable Pct 3 State Forfeit Asst C59 MM	CADE-D8464	53.78	11.79	53.78	53.78	0.00	0.000	N/A
TexasCLASS Z5211 LGIP	TXCLASSZ5211	57,992.21	63,141.87	57,992.21	57,992.21	825.34	5.063	N/A
Sub Total/Average Z5211 Constable - Pct 3 State Forfeit Assets Ch 59		58,045.99	63,153.66	58,045.99	58,045.99	825.34	5.059	
Z5212 Constable - Pct 4 Fed Forfeit Assets US Just								
Z5212 Constable Pct 4 Fed Forfeit Asst USJ MM	CADE-D8451	68,870.43	68,870.43	68,870.43	68,870.43	0.00	0.000	N/A
Sub Total/Average Z5212 Constable - Pct 4 Fed Forfeit Assets US Just		68,870.43	68,870.43	68,870.43	68,870.43	0.00	0.000	
Z5213 Constable - Pct 4 Fed Forfeit Assets US Trea								
Z5213 Constable Pct 4 Fed Forfeit Asst UST MM	CADE-D8444	1,365.88	1,365.88	1,365.88	1,365.88	0.00	0.000	N/A
Sub Total/Average Z5213 Constable - Pct 4 Fed Forfeit Assets US Trea		1,365.88	1,365.88	1,365.88	1,365.88	0.00	0.000	
Z5214 Constable - Pct 4 State Forfeit Assets Ch 18								
Z5214 Constable Pct 4 State Forfeit Asst C18 MM	CADE-D8457	214.43	1,445.87	214.43	214.43	0.00	0.000	N/A
TexasCLASS Z5214 LGIP	TXCLASSZ5214	1,076,038.56	1,044,783.03	1,076,038.56	1,076,038.56	14,255.53	5.063	N/A
Sub Total/Average Z5214 Constable - Pct 4 State Forfeit Assets Ch 18		1,076,252.99	1,046,228.90	1,076,252.99	1,076,252.99	14,255.53	5.062	
Z5215 Constable - Pct 4 State Forfeit Assets Ch 5								
Z5215 Constable Pct 4 State Forfeit Asst C59 MM	CADE-D8465	31,387.10	155.46	31,387.10	31,387.10	0.00	0.000	N/A
TexasCLASS Z5215 LGIP	TXCLASSZ5215	352,934.33	350,443.38	352,934.33	352,934.33	4,760.95	5.063	N/A
Sub Total/Average Z5215 Constable - Pct 4 State Forfeit Assets Ch 5		384,321.43	350,598.84	384,321.43	384,321.43	4,760.95	4.650	
Z5216 Constable - Pct 5 Fed Forfeit Assets US Just								
Z5216 Constable Pct 5 Fed Forfeit Asst USJ MM	CADE-D8452	405,421.67	291,165.26	405,421.67	405,421.67	0.00	0.000	N/A
Sub Total/Average Z5216 Constable - Pct 5 Fed Forfeit Assets US Just		405,421.67	291,165.26	405,421.67	405,421.67	0.00	0.000	

Description	CUSIP/Ticker	Ending Face Amount/Shares	Beginning MV	Ending MV	Ending BV	Investment Income-BV	Ending YTM @ Cost	Maturity Date
Z5217 Constable - Pct 5 Fed Forfeit Assets US Trea								
Z5217 Constable Pct 5 Fed Forfeit Asst UST MM	CADE-D8445	1,090.23	1,090.23	1,090.23	1,090.23	0.00	0.000	N/A
Sub Total/Average Z5217 Constable - Pct 5 Fed Forfeit Assets US Trea		1,090.23	1,090.23	1,090.23	1,090.23	0.00	0.000	
Z5218 Constable - Pct 5 State Forfeit Assets Ch 18								
Z5218 Constable Pct 5 State Forfeit Asst C18 MM	CADE-D8448	101.75	101.75	101.75	101.75	0.00	0.000	N/A
TexasCLASS Z5218 LGIP	TXCLASSZ5218	264,237.18	260,680.90	264,237.18	264,237.18	3,556.28	5.063	N/A
Sub Total/Average Z5218 Constable - Pct 5 State Forfeit Assets Ch 18		264,338.93	260,782.65	264,338.93	264,338.93	3,556.28	5.061	
Z5219 Constable - Pct 5 State Forfeit Assets Ch 59								
Z5219 Constable Pct 5 State Forfeit Asst C59 MM	CADE-D8466	121.29	22.91	121.29	121.29	0.00	0.000	N/A
TexasCLASS Z5219 LGIP	TXCLASSZ5219	933,655.50	899,382.89	933,655.50	933,655.50	12,272.61	5.063	N/A
Sub Total/Average Z5219 Constable - Pct 5 State Forfeit Assets Ch 59		933,776.79	899,405.80	933,776.79	933,776.79	12,272.61	5.063	
Z5220 Constable - Pct 6 State Forfeit Assets Ch 18								
Z5220 Constable Pct 6 State Forfeit Asst C18 MM	CADE-D8458	14.30	14.30	14.30	14.30	0.00	0.000	N/A
TexasCLASS Z5220 LGIP	TXCLASSZ5220	9,064.23	8,942.24	9,064.23	9,064.23	121.99	5.063	N/A
Sub Total/Average Z5220 Constable - Pct 6 State Forfeit Assets Ch 18		9,078.53	8,956.54	9,078.53	9,078.53	121.99	5.055	
Z5221 Constable - Pct 6 State Forfeit Assets Ch 59								
Z5221 Constable Pct 6 State Forfeit Asst C59 MM	CADE-D8467	1.72	1.72	1.72	1.72	0.00	0.000	N/A
TexasCLASS Z5221 LGIP	TXCLASSZ5221	53,155.15	52,439.75	53,155.15	53,155.15	715.40	5.063	N/A
Sub Total/Average Z5221 Constable - Pct 6 State Forfeit Assets Ch 59		53,156.87	52,441.47	53,156.87	53,156.87	715.40	5.063	
Z5222 Constable - Pct 7 St Forfeit Assets Ch 59								
Z5222 Constable Pct 7 State Forfeit Asst C59 MM	CADE-D8468	9.34	69.34	9.34	9.34	0.00	0.000	N/A
TexasCLASS Z5222 LGIP	TXCLASSZ5222	83,021.57	87,592.38	83,021.57	83,021.57	1,129.19	5.063	N/A
Sub Total/Average Z5222 Constable - Pct 7 St Forfeit Assets Ch 59		83,030.91	87,661.72	83,030.91	83,030.91	1,129.19	5.063	
Z5223 Constable - Pct 8 St Forfeit Assets Ch 59								
Z5223 Constable Pct 8 State Forfeit Asst C59 MM	CADE-D8469	2,153.77	102.82	2,153.77	2,153.77	0.00	0.000	N/A
TexasCLASS Z5223 LGIP	TXCLASSZ5223	157,702.04	168,110.80	157,702.04	157,702.04	2,181.24	5.063	N/A
Sub Total/Average Z5223 Constable - Pct 8 St Forfeit Assets Ch 59		159,855.81	168,213.62	159,855.81	159,855.81	2,181.24	4.995	
Z5225 Constable - Pct 8 St Forfeit Assets US Justi								
Z5225 Constable Pct 8 State Forfeit Asst USJ MM	CADE-D6168	0.00	8,284.02	0.00	0.00	0.00		N/A
Sub Total/Average Z5225 Constable - Pct 8 St Forfeit Assets US Justi		0.00	8,284.02	0.00	0.00	0.00		
Total / Average		5,640,349,551.31	5,960,902,532.62	5,628,220,611.93	5,623,714,873.96	73,808,251.00	4.653	



Summary of Other Entities' Current Portfolios

Begin Date: 6/30/2024, End Date: 9/30/2024

Description	Ending Face Amount/Shares	Beginning MV	Ending MV	Ending BV	Investment Income-BV	Ending YTM @ Cost
911 Emergency Network	71,207,435.27	70,843,342.30	70,371,689.77	70,243,084.36	920,117.84	5.060
Community Health Choice	417,556,227.23	353,166,459.39	417,556,227.23	417,556,227.23	4,575,399.33	4.800
Community Services Department	36,289,715.65	27,629,206.01	36,276,864.09	36,276,216.98	407,839.35	4.971
Community Supervision and Corr	32,962,964.46	33,554,179.86	32,874,011.32	32,862,563.26	425,355.74	5.081
County Clerk	62,340,625.78	72,554,825.81	62,313,513.08	62,306,610.43	842,796.00	4.887
District Clerk	136,199,049.58	186,293,329.16	135,656,693.54	135,386,674.12	1,920,879.60	4.997
Harris Health System	1,556,104,413.21	1,593,785,130.58	1,554,155,892.57	1,554,141,532.75	18,201,002.57	4.855
Juvenile Probation	14,308,442.95	20,129,871.55	14,306,116.69	14,305,819.38	246,018.65	5.029
Sports Authority	286,418,713.57	363,877,759.65	285,025,686.53	285,101,764.28	3,901,996.21	4.609
Total / Average	2,613,387,587.70	2,721,834,104.31	2,608,536,694.82	2,608,180,492.79	31,441,405.29	4.839