



QUARTERLY INVESTMENT REPORT

FIRST QUARTER 2024-2025

PREPARED BY:
OFFICE OF MANAGEMENT AND BUDGET
FINANCIAL MANAGEMENT

The report is presented in accordance with the Texas Government Code - Public Funds Investment Act, Section 2256.023. Financial Management certifies that to the best of our knowledge that Harris County is in compliance with the provisions of Government Code 2256 and with the stated policies and strategies of Harris County. Unless otherwise noted, values do not include custodial funds or portfolios of entities with separate investment policies managed by Harris County Office of Management and Budget.

Amy Perez

Deputy Executive Director, OMB

Diana Elizondo

Investment Director

Mark LaRue

Investment Manager

*The report has been revised to include adjustments the yield to maturity and five bank accounts, resulting a net total of \$24,272.13.

Table of Contents

| | |
|---------------------|--|
| Section I: | Summary of Harris County Portfolio Balances & Characteristics |
| Section II: | Total Rate of Return vs. Benchmark |
| Section III: | Current Portfolio Holdings & Quarterly Income |
| Section IV: | Summary of Other Entities' Portfolios |
| Section V: | Financial Advisor Quarterly Compliance Check |

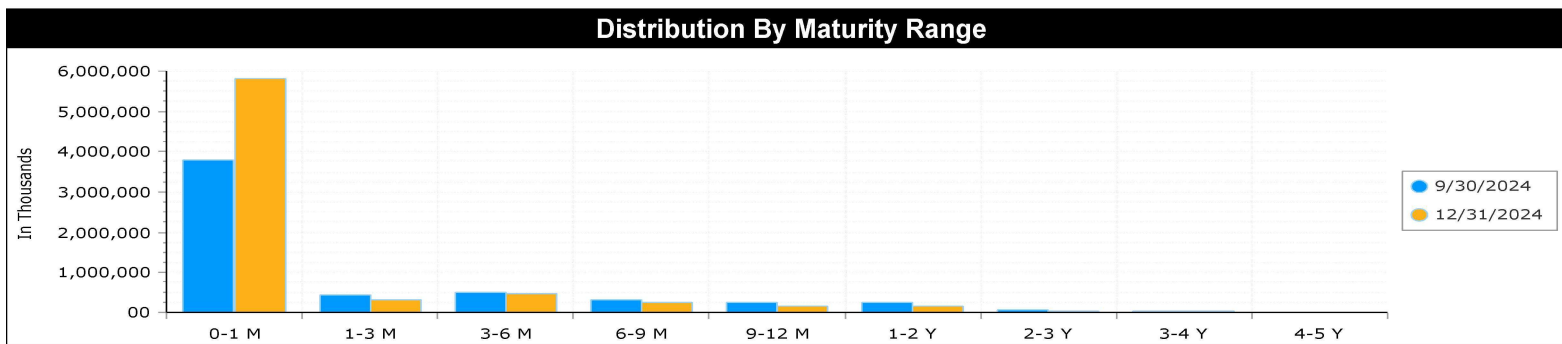
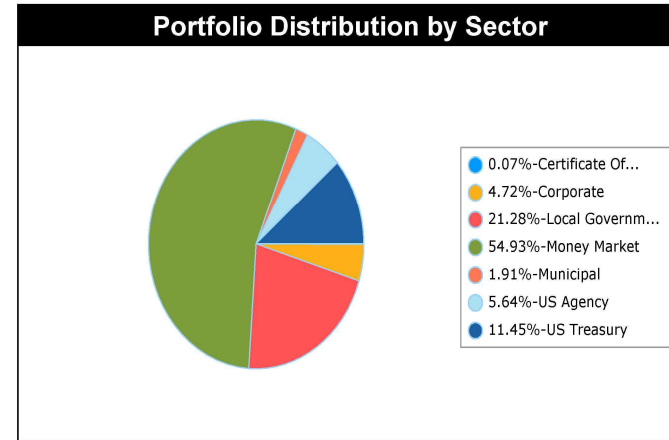


Summary of Harris County Portfolio Balances & Characteristics

September 30, 2024 through December 31, 2024

| Book & Market Value Comparison | | | | | | | |
|--------------------------------|------------------|------------------|----------------------|------------|--------------|----------|------------------|
| Month | Market Value | Book Value | Unrealized Gain/Loss | YTM @ Cost | YTM @ Market | Duration | Days To Maturity |
| Beginning | 5,628,220,611.93 | 5,623,714,873.96 | 4,505,737.97 | 4.66 | 4.51 | 0.23 | 84 |
| 10/31/2024 | 5,388,398,367.70 | 5,387,621,244.19 | 777,123.51 | 4.62 | 4.57 | 0.21 | 77 |
| 11/30/2024 | 5,279,588,854.20 | 5,279,041,218.97 | 547,635.23 | 4.44 | 4.42 | 0.19 | 72 |
| 12/31/2024 | 7,238,040,880.61 | 7,237,294,449.61 | 746,431.00 | 4.29 | 4.25 | 0.14 | 52 |
| Average | 5,968,676,034.17 | 5,967,985,637.59 | 690,396.58 | 4.43 | 4.40 | 0.18 | 65 |

| Quarterly Investment Income By Sector | | |
|---------------------------------------|---------------------------------|------------------------|
| | Ending BV + Accrued Interest | Investment Income-BV |
| Certificate of Deposit | \$5,286,314.08 | \$42,821.86 |
| Corporate | \$571,252,600.00 | \$7,769,587.18 |
| Local Government | \$1,539,852,119.70 | \$19,558,148.70 |
| Investment Pool | | |
| Money Market | \$3,151,862,328.56 | \$12,698,213.17 |
| Municipal | \$141,428,217.22 | \$1,105,716.98 |
| US Agency | \$413,276,180.60 | \$4,914,782.57 |
| US Treasury | \$1,427,127,595.90 | \$16,750,804.11 |
| Total | \$7,250,085,356.06 | \$62,840,074.57 |

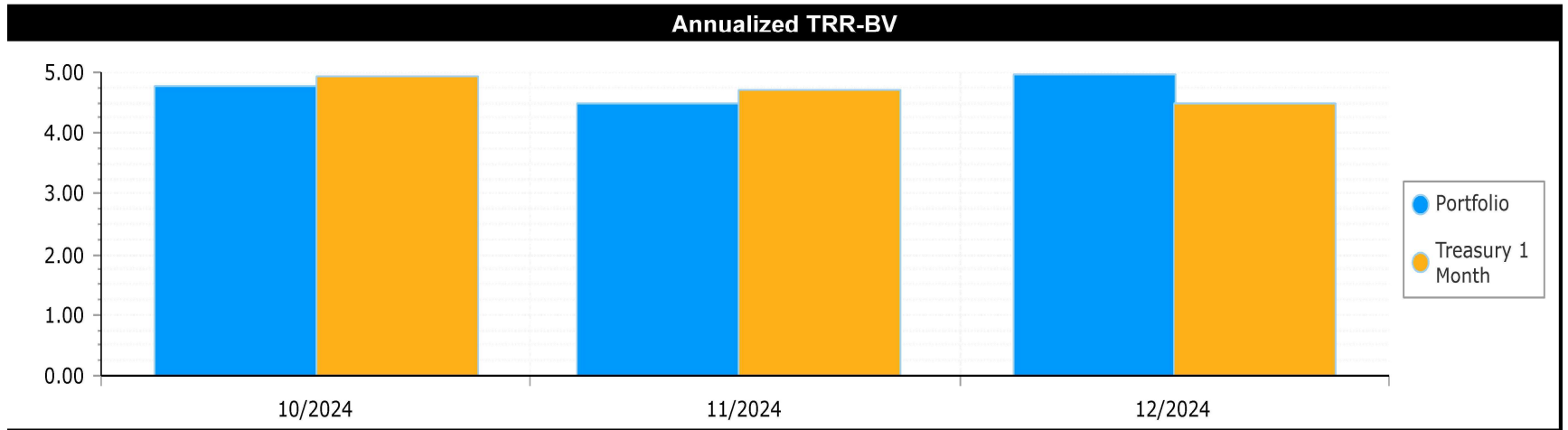




Total Rate of Return vs. Benchmark 1 Month Treasury

September 30, 2024 through December 31, 2024

| Month | Beginning BV + Accrued Interest | Interest Earned During Period-BV | Realized Gain/Loss-BV | Investment Income-BV | Average Capital Base-BV | TRR-BV | Annualized TRR-BV | Treasury 1 Month |
|----------------------|------------------------------------|-------------------------------------|--------------------------|-------------------------|----------------------------|-------------|----------------------|---------------------|
| Beginning | 5,859,921,372.58 | | | | 6,053,504,203.13 | | | |
| 10/31/2024 | 5,636,089,931.35 | 21,825,429.85 | 7,128.33 | 21,832,558.18 | 5,596,078,756.07 | 0.39 | 4.78 | 4.92 |
| 11/30/2024 | 5,400,044,520.96 | 19,646,491.32 | 0.00 | 19,646,491.32 | 5,351,952,137.83 | 0.37 | 4.50 | 4.71 |
| 12/31/2024 | 5,291,914,917.02 | 21,361,025.07 | 0.00 | 21,361,025.07 | 5,283,465,139.07 | 0.40 | 4.96 | 4.50 |
| Total/Average | 5,442,683,123.11 | 62,832,946.24 | 7,128.33 | 62,840,074.57 | 5,410,498,677.66 | 1.16 | 4.75 | 4.71 |





Current County Portfolio Holdings & Quarterly Earnings

Begin Date: 9/30/2024, End Date: 12/31/2024

| Description | CUSIP/Ticker | Ending Face Amount/Shares | Beginning MV | Ending MV | Ending BV | Investment Income-BV | Ending YTM @ Cost | Maturity Date |
|---|--------------|---------------------------|---------------------|---------------------|---------------------|----------------------|-------------------|---------------|
| A2157 DA - US Justice Fed Forf Assets | | | | | | | | |
| A2157 DA Fed Forfeit Assets USJ MM | CADE-D8414 | 0.00 | 236,194.27 | 0.00 | 0.00 | 0.00 | | N/A |
| A2157 HC DAO - US Justice Fed Forf Assets MM | D8655-JPM | 237,637.66 | 0.00 | 237,637.66 | 237,637.66 | 1,444.93 | 3.400 | N/A |
| Sub Total/Average A2157 DA - US Justice Fed Forf Assets | | 237,637.66 | 236,194.27 | 237,637.66 | 237,637.66 | 1,444.93 | 3.400 | |
| A2163 DA - Ch 59 State Forf Assets | | | | | | | | |
| A2163 State Forfeit Assets C59 MM | CADE-D8421 | 1,034.75 | 0.00 | 1,034.75 | 1,034.75 | 0.00 | 0.000 | N/A |
| A2163 HC DAO - Ch 59 State Forf Assets MM | D7152-JPM | 2,446,062.31 | 0.00 | 2,446,062.31 | 2,446,062.31 | 20,405.15 | 3.400 | N/A |
| A2163 District Attorney - Forf Assets St C5 Fidel | M8421-FIGXX | 0.00 | 3,888,798.03 | 0.00 | 0.00 | 10,794.25 | | N/A |
| Sub Total/Average A2163 DA - Ch 59 State Forf Assets | | 2,447,097.06 | 3,888,798.03 | 2,447,097.06 | 2,447,097.06 | 31,199.40 | 3.399 | |
| A2164 DA - US Treas Fed Forf Assets | | | | | | | | |
| A2164 DA Fed Forfeit Assets UST MM | CADE-D8407 | 0.00 | 96,788.06 | 0.00 | 0.00 | 0.00 | | N/A |
| A2164 HC DAO - US Tsy Fed Forf Assets MM | D8960-JPM | 97,369.16 | 0.00 | 97,369.16 | 97,369.16 | 581.73 | 3.400 | N/A |
| Sub Total/Average A2164 DA - US Treas Fed Forf Assets | | 97,369.16 | 96,788.06 | 97,369.16 | 97,369.16 | 581.73 | 3.400 | |
| A5101 DA - Cadence DDA | | | | | | | | |
| A5101 DA Forfeiture Master Escrow MM | CADE-D0240 | 128,654.68 | 0.00 | 128,654.68 | 128,654.68 | 0.00 | 0.000 | N/A |
| A5101 DA Restitution MM | CADE-D8406 | 0.00 | 34.02 | 0.00 | 0.00 | 0.00 | | N/A |
| Sub Total/Average A5101 DA - Cadence DDA | | 128,654.68 | 34.02 | 128,654.68 | 128,654.68 | 0.00 | 0.000 | |
| A5102 DA - Fraud & Restitution Fee | | | | | | | | |
| A5102 DA -Check Fraud and Restitution Fidelity M | M8409-FIGXX | 114,410.11 | 84,362.15 | 114,410.11 | 114,410.11 | 1,117.98 | 4.360 | N/A |
| Sub Total/Average A5102 DA - Fraud & Restitution Fee | | 114,410.11 | 84,362.15 | 114,410.11 | 114,410.11 | 1,117.98 | 4.360 | |
| A5103 DA - DA Victim Witness Rest | | | | | | | | |
| A5103 DA -Witness Restitution Fidelity MM | M8411-FIGXX | 706,033.32 | 712,613.05 | 706,033.32 | 706,033.32 | 8,621.38 | 4.360 | N/A |
| Sub Total/Average A5103 DA - DA Victim Witness Rest | | 706,033.32 | 712,613.05 | 706,033.32 | 706,033.32 | 8,621.38 | 4.360 | |

| Description | CUSIP/Ticker | Ending Face Amount/Shares | Beginning MV | Ending MV | Ending BV | Investment Income-BV | Ending YTM @ Cost | Maturity Date |
|--|---------------|---------------------------|----------------------|----------------------|----------------------|----------------------|-------------------|---------------|
| A5104 DA - Administration | | | | | | | | |
| A5104 DA Admin Fund Fidelity MM | M1249-FIGXX | 536,024.79 | 217,316.89 | 536,024.79 | 536,024.79 | 3,372.25 | 4.360 | N/A |
| Sub Total/Average A5104 DA - Administration | | 536,024.79 | 217,316.89 | 536,024.79 | 536,024.79 | 3,372.25 | 4.360 | |
| A5105 DA - Human Trafficking Forfeiture | | | | | | | | |
| A5105 DA -Human Trafficking Forfeitures Fidelity | M0261-FIGXX | 69,126.59 | 41,894.87 | 69,126.59 | 69,126.59 | 562.23 | 4.360 | N/A |
| Sub Total/Average A5105 DA - Human Trafficking Forfeiture | | 69,126.59 | 41,894.87 | 69,126.59 | 69,126.59 | 562.23 | 4.360 | |
| A5106 DA - Special Crimes | | | | | | | | |
| A5106 DA Special Crimes Acct Fidelity MM | M1280-FIGXX | 0.00 | 311,981.72 | 0.00 | 0.00 | 2,794.74 | | N/A |
| Sub Total/Average A5106 DA - Special Crimes | | 0.00 | 311,981.72 | 0.00 | 0.00 | 2,794.74 | | |
| A5107 DA -Witness Fund | | | | | | | | |
| A5107 DA - Witness Fund Fidelity MM | M1256-FIGXX | 58,452.87 | 61,231.56 | 58,452.87 | 58,452.87 | 502.10 | 4.360 | N/A |
| Sub Total/Average A5107 DA -Witness Fund | | 58,452.87 | 61,231.56 | 58,452.87 | 58,452.87 | 502.10 | 4.360 | |
| A5902 DA - Gambling Proceeds | | | | | | | | |
| A5902 HC DAO - Gambling Proceeds MM | D0991-JPM | 151,378.77 | 0.00 | 151,378.77 | 151,378.77 | 995.26 | 3.400 | N/A |
| A5902 HC District Attorney - SI Gambling Fidelity | M8435-FIGXX | 1,050,500.15 | 1,173,583.06 | 1,050,500.15 | 1,050,500.15 | 12,616.89 | 4.360 | N/A |
| Sub Total/Average A5902 DA - Gambling Proceeds | | 1,201,878.92 | 1,173,583.06 | 1,201,878.92 | 1,201,878.92 | 13,612.15 | 4.239 | |
| A5903 DA - Hot Check Fees | | | | | | | | |
| A5903 HC District Attorney - Hot Check Fees Fideli | M8428-FIGXX | 38,617.25 | 77,352.84 | 38,617.25 | 38,617.25 | 681.94 | 4.360 | N/A |
| Sub Total/Average A5903 DA - Hot Check Fees | | 38,617.25 | 77,352.84 | 38,617.25 | 38,617.25 | 681.94 | 4.360 | |
| B5001 Toll Road - CP Ser E-1 Project | | | | | | | | |
| B5001 HCTRA CP Ser E-1 MM | CADE-D9390 | 0.00 | 62.67 | 0.00 | 0.00 | 0.00 | | N/A |
| B5001 HCTRA - CP Ser E-1 Project MM | D0022-JPM | 2,695.33 | 0.00 | 2,695.33 | 2,695.33 | 266.42 | 3.400 | N/A |
| LoneStar B5001 LGIP | LONESTARB5001 | 682,259.19 | 918,899.58 | 682,259.19 | 682,259.19 | 8,759.61 | 4.646 | N/A |
| Sub Total/Average B5001 Toll Road - CP Ser E-1 Project | | 684,954.52 | 918,962.25 | 684,954.52 | 684,954.52 | 9,026.03 | 4.641 | |
| B5002 Toll Road - CP Ser E-2 Project | | | | | | | | |
| B5002 HCTRA CP Ser E-2 MM | CADE-D9391 | 0.00 | 986.04 | 0.00 | 0.00 | 0.00 | | N/A |
| B5002 HCTRA - CP Ser E-2 Project MM | D0139-JPM | 7,251.62 | 0.00 | 7,251.62 | 7,251.62 | 850.03 | 3.400 | N/A |
| LoneStar B5002 LGIP | LONESTARB5002 | 12,573,290.65 | 14,121,022.08 | 12,573,290.65 | 12,573,290.65 | 163,068.57 | 4.646 | N/A |
| Sub Total/Average B5002 Toll Road - CP Ser E-2 Project | | 12,580,542.27 | 14,122,008.12 | 12,580,542.27 | 12,580,542.27 | 163,918.60 | 4.645 | |

| Description | CUSIP/Ticker | Ending Face Amount/Shares | Beginning MV | Ending MV | Ending BV | Investment Income-BV | Ending YTM @ Cost | Maturity Date |
|--|---------------|------------------------------|---------------------|---------------------|---------------------|-------------------------|----------------------|------------------|
| B5160 Toll Road - Ser 2002 Project | | | | | | | | |
| B5160 Sr Ln Rev Bds Ser 02 Constr MM | CADE-D9260 | 0.00 | 17.02 | 0.00 | 0.00 | 0.00 | | N/A |
| B5160 HCTRA - Ser 2002 Project MM | D0212-JPM | 266.05 | 0.00 | 266.05 | 266.05 | 2.01 | 3.400 | N/A |
| LoneStar B5160 LGIP | LONESTARB5160 | 97,019.43 | 95,834.80 | 97,019.43 | 97,019.43 | 1,184.63 | 4.646 | N/A |
| TexasCLASS B5160 LGIP | TXCLASSB5160 | 231,897.79 | 254,056.49 | 231,897.79 | 231,897.79 | 3,041.30 | 4.646 | N/A |
| Sub Total/Average B5160 Toll Road - Ser 2002 Project | | 329,183.27 | 349,908.31 | 329,183.27 | 329,183.27 | 4,227.94 | 4.645 | |
| B5300 Toll Road - Ser 2008B Project | | | | | | | | |
| B5300 Sr Ln Rev Bds Ser 08B Constr MM | CADE-D9365 | 0.00 | 96.61 | 0.00 | 0.00 | 0.00 | | N/A |
| B5300 HCTRA - Ser 2008B Project MM | D9893-JPM | 56.83 | 0.00 | 56.83 | 56.83 | 7.70 | 3.400 | N/A |
| LoneStar B5300 LGIP | LONESTARB5300 | 2,637,576.54 | 2,639,239.63 | 2,637,576.54 | 2,637,576.54 | 32,336.91 | 4.646 | N/A |
| Sub Total/Average B5300 Toll Road - Ser 2008B Project | | 2,637,633.37 | 2,639,336.24 | 2,637,633.37 | 2,637,633.37 | 32,344.61 | 4.646 | |
| B5410 Toll Road - Ser 2009A Project | | | | | | | | |
| B5410 Sr Ln Rev Bds Ser 09A Constr MM | CADE-D9372 | 0.00 | 90.33 | 0.00 | 0.00 | 0.00 | | N/A |
| B5410 HCTRA - Ser 2009A Project MM | D0717-JPM | 730.18 | 0.00 | 730.18 | 730.18 | 0.00 | 0.000 | N/A |
| LOGIC B5410 LGIP | LOGICB5410 | 303,891.27 | 305,882.42 | 303,891.27 | 303,891.27 | 3,708.85 | 4.625 | N/A |
| LoneStar B5410 LGIP | LONESTARB5410 | 0.70 | 241.03 | 0.70 | 0.70 | 2.71 | 4.646 | N/A |
| Sub Total/Average B5410 Toll Road - Ser 2009A Project | | 304,622.15 | 306,213.78 | 304,622.15 | 304,622.15 | 3,711.56 | 4.614 | |
| B5850 Toll Road - Ser 2009C Project | | | | | | | | |
| B5850 Sr Ln Rev Bds Ser 09C Constr MM | CADE-D8695 | 0.00 | 5.81 | 0.00 | 0.00 | 0.00 | | N/A |
| B5850 HCTRA - Ser 2009C Project MM | D0527-JPM | 843,563.48 | 0.00 | 843,563.48 | 843,563.48 | 7,133.41 | 3.400 | N/A |
| LOGIC B5850 LGIP | LOGICB5850 | 2,225,221.85 | 1,201,036.57 | 2,225,221.85 | 2,225,221.85 | 24,185.28 | 4.625 | N/A |
| LoneStar B5850 LGIP | LONESTARB5850 | 1,177,786.84 | 1,163,405.84 | 1,177,786.84 | 1,177,786.84 | 14,381.00 | 4.646 | N/A |
| B5850 US Bank Open CP MM | OPENCPB5850 | 0.00 | 2,015,000.00 | 0.00 | 0.00 | 1,597.22 | | N/A |
| TexasCLASS B5850 LGIP | TXCLASSB5850 | 1,211,568.92 | 1,196,767.66 | 1,211,568.92 | 1,211,568.92 | 14,801.26 | 4.646 | N/A |
| Sub Total/Average B5850 Toll Road - Ser 2009C Project | | 5,458,141.09 | 5,576,215.88 | 5,458,141.09 | 5,458,141.09 | 62,098.17 | 4.445 | |
| B5900 Toll Road - Ser 2018A Project | | | | | | | | |
| B5900 Sr Ln Rev Bds Ser 18A Constr MM | CADE-D7467 | 0.00 | 0.00 | 0.00 | 0.00 | 0.00 | | N/A |
| B5900 HCTRA - Ser 2018A Project MM | D0899-JPM | 6,758.07 | 0.00 | 6,758.07 | 6,758.07 | 475.44 | 3.400 | N/A |
| LoneStar B5900 LGIP | LONESTARB5900 | 5,964,228.04 | 1,747,932.94 | 5,964,228.04 | 5,964,228.04 | 43,995.10 | 4.646 | N/A |
| B5900 Sr Ln Rev Bds Ser 18A Constr Dreyfus MMF MM | M7467-DGCXX | 0.00 | 968.84 | 0.00 | 0.00 | 166.41 | | N/A |
| B5900 US Bank Open CP MM | OPENCPB5900 | 0.00 | 3,015,000.00 | 0.00 | 0.00 | 22,352.10 | | N/A |
| SLGS Demand Deposit B5900 MM | SLGSB5900 | 5,056,875.62 | 5,013,282.27 | 5,056,875.62 | 5,056,875.62 | 43,593.35 | 3.340 | N/A |
| T-Bill 0 10/24/2024 | 912797KV8 | 0.00 | 996,987.64 | 0.00 | 0.00 | 3,338.44 | | 10/24/2024 |
| T-Note 2.25 11/15/2024 | 912828G38 | 0.00 | 996,789.60 | 0.00 | 0.00 | 6,003.10 | | 11/15/2024 |

| Description | CUSIP/Ticker | Ending Face Amount/Shares | Beginning MV | Ending MV | Ending BV | Investment Income-BV | Ending YTM @ Cost | Maturity Date |
|--|---------------|------------------------------|-----------------------|-----------------------|-----------------------|-------------------------|----------------------|------------------|
| Sub Total/Average B5900 Toll Road - Ser 2018A Project | | 11,027,861.73 | 11,770,961.29 | 11,027,861.73 | 11,027,861.73 | 119,923.94 | 4.046 | |
| B5920 Toll Road - Cost of Issuance | | | | | | | | |
| B5920 HCTRA Cost of Issuance MM | D9821-JPM | 392.45 | 0.00 | 392.45 | 392.45 | 0.20 | 1.350 | N/A |
| TexasCLASS B5920 LGIP | TXCLASSB5920 | 19,862.27 | 22,699.01 | 19,862.27 | 19,862.27 | 263.26 | 4.646 | N/A |
| Sub Total/Average B5920 Toll Road - Cost of Issuance | | 20,254.72 | 22,699.01 | 20,254.72 | 20,254.72 | 263.46 | 4.582 | |
| B5921 Toll Road - 2021 Project Fund | | | | | | | | |
| B5921 HCTRA - 2021 Proj Fd MM | D0295-JPM | 840,617.78 | 0.00 | 840,617.78 | 840,617.78 | 6,502.39 | 3.400 | N/A |
| B5921 Sr Ln Rev Bds Ser 21 Constr Dreyfus MMF MM | M1764-DGCXX | 0.00 | 978,256.77 | 0.00 | 0.00 | 2,698.45 | | N/A |
| SLGS Demand Deposit B5921 MM | SLGSB5921 | 6,068,250.70 | 6,015,938.70 | 6,068,250.70 | 6,068,250.70 | 52,312.00 | 3.340 | N/A |
| TexasCLASS B5921 LGIP | TXCLASSB5921 | 729.47 | 720.45 | 729.47 | 729.47 | 9.02 | 4.646 | N/A |
| Sub Total/Average B5921 Toll Road - 2021 Project Fund | | 6,909,597.95 | 6,994,915.92 | 6,909,597.95 | 6,909,597.95 | 61,521.86 | 3.347 | |
| B5923 Toll Road - CP Series K Project | | | | | | | | |
| B5923 - Toll Road - First Ln Rev CP Ser K Construc | CADE-D1375 | 0.00 | 0.00 | 0.00 | 0.00 | 0.00 | | N/A |
| B5923 Toll Road - Series K ProjectMM | D8290-JPM | 43,564.52 | 0.00 | 43,564.52 | 43,564.52 | 955.88 | 1.350 | N/A |
| B5923 HCTRA Ser K2 CP Constr Fidelity MM | M1375-FIGXX | 0.00 | 30,167.69 | 0.00 | 0.00 | 890.31 | | N/A |
| Sub Total/Average B5923 Toll Road - CP Series K Project | | 43,564.52 | 30,167.69 | 43,564.52 | 43,564.52 | 1,846.19 | 1.350 | |
| B5925 Toll Road - CP Ser K-2 | | | | | | | | |
| B5925 Toll Road - First Ln Rev CP Notes Ser K-2 MM | CADE-D7703 | 0.01 | 0.00 | 0.01 | 0.01 | 0.00 | 0.000 | N/A |
| B5925 HCTRA Ser K2 CP MM | D0926-JPM | 1,988,387.22 | 0.00 | 1,988,387.22 | 1,988,387.22 | 3,629.20 | 1.350 | N/A |
| LoneStar B5925 LGIP | LONESTARB5925 | 0.00 | 16.50 | 0.00 | 0.00 | 0.08 | | N/A |
| B5925 HCTRA Ser K2 CP Fidelity MM | M7703-FIGXX | 0.00 | 23,179.40 | 0.00 | 0.00 | 12,364.79 | | N/A |
| Sub Total/Average B5925 Toll Road - CP Ser K-2 | | 1,988,387.23 | 23,195.90 | 1,988,387.23 | 1,988,387.23 | 15,994.07 | 1.350 | |
| B5926 Toll Road - 2024A First Ln Constr | | | | | | | | |
| B5926 Toll Road - 2024A First Ln Constr MM | D9771-JPM | 5,563.04 | 0.00 | 5,563.04 | 5,563.04 | 14,387.14 | 3.400 | N/A |
| LOGIC B5926 LGIP | LOGICB5926 | 313,793,465.28 | 309,998,177.97 | 313,793,465.28 | 313,793,465.28 | 3,795,287.31 | 4.625 | N/A |
| LoneStar B5926 LGIP | LONESTARB5926 | 56,770.70 | 56,077.53 | 56,770.70 | 56,770.70 | 693.17 | 4.646 | N/A |
| TexasCLASS B5926 LGIP | TXCLASSB5926 | 358,342,986.64 | 374,140,790.79 | 358,342,986.64 | 358,342,986.64 | 4,479,140.34 | 4.646 | N/A |
| Sub Total/Average B5926 Toll Road - 2024A First Ln Constr | | 672,198,785.66 | 684,195,046.29 | 672,198,785.66 | 672,198,785.66 | 8,289,507.96 | 4.636 | |
| B8573 Toll Road - Revenue | | | | | | | | |
| B8573 HCTRA Amegy CustodialMM | D8879-AMEGY | 41,512,522.69 | 0.00 | 41,512,522.69 | 41,512,522.69 | 0.00 | 0.000 | N/A |

| Description | CUSIP/Ticker | Ending Face Amount/Shares | Beginning MV | Ending MV | Ending BV | Investment Income-BV | Ending YTM @ Cost | Maturity Date |
|--|---------------|------------------------------|-------------------------|-------------------------|-------------------------|-------------------------|----------------------|------------------|
| B8573 HCTRA - Revenue MM | D9802-JPM | 742.61 | 0.00 | 742.61 | 742.61 | 834.60 | 3.400 | N/A |
| LOGIC B8573 LGIP | LOGICB8573 | 177,498,559.19 | 163,440,285.86 | 177,498,559.19 | 177,498,559.19 | 2,058,273.33 | 4.625 | N/A |
| LoneStar B8573 LGIP | LONESTARB8573 | 188,089,126.55 | 46,520,972.94 | 188,089,126.55 | 188,089,126.55 | 1,568,153.61 | 4.646 | N/A |
| B8573 Toll Road Rev Fidelity MMF MM | M9037-FIGXX | 17,253,151.06 | 91,845,547.14 | 17,253,151.06 | 17,253,151.06 | 699,762.20 | 4.360 | N/A |
| B8573 HCTRA Revenue Sweep MM | M9802-OGVXX | 80,699,282.58 | 0.00 | 80,699,282.58 | 80,699,282.58 | 501,226.66 | 4.387 | N/A |
| B8573 US Bank Open CP MM | OPENCPB8573 | 83,992,187.41 | 40,980,750.00 | 83,992,187.41 | 83,992,187.41 | 687,883.51 | 4.000 | N/A |
| TexasCLASS B8573 LGIP | TXCLASSB8573 | 123,104,985.91 | 121,601,055.39 | 123,104,985.91 | 123,104,985.91 | 1,503,930.52 | 4.646 | N/A |
| BARCLAYS US DISC CP 0 10/24/2024 | 06741FKQ9 | 0.00 | 29,902,530.00 | 0.00 | 0.00 | 103,564.29 | | 10/24/2024 |
| BARCLAYS CAPITAL DISC CP 0 11/19/2024 | 06741FLK1 | 0.00 | 0.00 | 0.00 | 0.00 | 191,731.94 | | 11/19/2024 |
| SUMITOMO MIT/SINGAPORE 0 11/29/2024 | 86564YLV2 | 0.00 | 39,680,600.00 | 0.00 | 0.00 | 339,472.64 | | 11/29/2024 |
| T-Note 1.5 11/30/2024 | 91282YV6 | 0.00 | 49,729,004.00 | 0.00 | 0.00 | 400,229.92 | | 11/30/2024 |
| T-Note 1 12/15/2024 | 91282CDN8 | 0.00 | 9,926,562.50 | 0.00 | 0.00 | 97,429.62 | | 12/15/2024 |
| BAYERISCHE LANDESBK GIRO DISC CP 0 1/8/2025 | 07274LN86 | 50,000,000.00 | 49,355,650.00 | 49,949,226.50 | 49,949,226.30 | 667,311.46 | 5.313 | 1/8/2025 |
| FFCB 4.75 1/8/2025 | 3133EPU78 | 50,000,000.00 | 49,993,557.00 | 49,995,500.00 | 49,999,562.84 | 605,374.54 | 4.791 | 1/8/2025 |
| GRAND PRAIRIE TX LT GO 3.272 2/15/2025 | 386138K59 | 2,160,000.00 | 2,153,606.40 | 2,156,868.00 | 2,160,000.00 | 17,865.12 | 3.272 | 2/15/2025 |
| T-Note 1.5 2/15/2025 | 91282CDZ1 | 50,000,000.00 | 49,447,265.50 | 49,827,148.44 | 49,981,063.96 | 225,372.10 | 1.810 | 2/15/2025 |
| T-Note 1.75 3/15/2025 | 91282CED9 | 50,000,000.00 | 49,424,316.50 | 49,748,046.88 | 49,678,144.65 | 628,001.63 | 5.072 | 3/15/2025 |
| BARCLAYS CAPITAL INC DISC CP 0 3/19/2025 | 06743UQK1 | 12,000,000.00 | 11,724,033.36 | 11,873,379.96 | 11,873,380.00 | 149,346.67 | 5.012 | 3/19/2025 |
| OREGON ST LOTTERY REV 2.915 4/1/2025 | 68607V3J2 | 1,250,000.00 | 1,240,500.00 | 1,245,550.00 | 1,250,000.00 | 9,210.60 | 2.915 | 4/1/2025 |
| T-Note 0.25 5/31/2025 | 912828ZT0 | 50,000,000.00 | 48,708,593.50 | 49,197,265.62 | 49,069,053.25 | 602,459.61 | 4.911 | 5/31/2025 |
| T-Note 4.25 5/31/2025 | 91282CHD6 | 50,000,000.00 | 50,010,937.50 | 49,996,093.75 | 49,865,722.66 | 617,498.71 | 4.925 | 5/31/2025 |
| T-Note 2.875 6/15/2025 | 91282CEU1 | 6,000,000.00 | 5,945,671.86 | 5,964,960.94 | 5,957,450.84 | 66,983.55 | 4.504 | 6/15/2025 |
| T-Note 0.25 6/30/2025 | 912828ZW3 | 40,000,000.00 | 38,865,000.00 | 39,242,968.75 | 39,172,897.20 | 447,741.44 | 4.557 | 6/30/2025 |
| T-Note 2 8/15/2025 | 912828K74 | 5,000,000.00 | 4,912,265.60 | 4,932,226.56 | 4,920,445.21 | 57,385.14 | 4.678 | 8/15/2025 |
| FHLB 3.43 9/9/2025-22 | 3130ARW80 | 20,000,000.00 | 19,821,269.00 | 19,866,200.00 | 20,000,000.00 | 173,405.55 | 3.430 | 9/9/2025 |
| T-Note 5 10/31/2025 | 91282CJE2 | 15,000,000.00 | 15,165,820.35 | 15,091,406.25 | 15,069,225.23 | 168,610.83 | 4.413 | 10/31/2025 |
| OREGON ST LOTTERY REV 3.131 4/1/2026 | 68607V3K9 | 1,000,000.00 | 987,860.00 | 986,360.00 | 1,000,000.00 | 7,914.47 | 3.131 | 4/1/2026 |
| TEXAS A&M UNIV REV 2.9 7/1/2027-25 | 8821173E2 | 4,195,000.00 | 4,099,689.60 | 4,033,240.80 | 4,090,642.82 | 41,278.94 | 3.990 | 7/1/2027 |
| FHLB 4 6/9/2028 | 3130AWC24 | 8,000,000.00 | 8,119,101.44 | 7,905,200.00 | 7,913,234.54 | 87,244.32 | 4.353 | 6/9/2028 |
| Sub Total/Average B8573 Toll Road - Revenue | | 1,126,755,558.00 | 1,003,602,445.44 | 1,124,162,200.45 | 1,124,100,607.50 | 12,725,497.52 | 4.316 | |
| B8577 Toll Road - Renewal & Repl | | | | | | | | |
| B8577 HCTRA - Renewal & Repl MM | D0659-JPM | 5,778.92 | 0.00 | 5,778.92 | 5,778.92 | 7,384.27 | 3.400 | N/A |
| LOGIC B8577 LGIP | LOGICB8577 | 2,389,093.72 | 2,360,197.94 | 2,389,093.72 | 2,389,093.72 | 28,895.78 | 4.625 | N/A |
| LoneStar B8577 LGIP | LONESTARB8577 | 879,919.07 | 869,175.10 | 879,919.07 | 879,919.07 | 10,743.97 | 4.646 | N/A |
| B8577 HCTRA Renew and Repl Sweep MM | M0659-MJGXX | 5,509,728.74 | 0.00 | 5,509,728.74 | 5,509,728.74 | 150,796.75 | 3.990 | N/A |
| B8577 Toll Road Renew & Repl Dreyfus MMF MM | M9058-DGCXX | 0.00 | 4,254,117.02 | 0.00 | 0.00 | 50,396.34 | | N/A |
| B8577 US Bank Open CP MM | OPENCPB8577 | 8,439,212.44 | 15,872,679.80 | 8,439,212.44 | 8,439,212.44 | 176,191.49 | 4.000 | N/A |

| Description | CUSIP/Ticker | Ending Face Amount/Shares | Beginning MV | Ending MV | Ending BV | Investment Income-BV | Ending YTM @ Cost | Maturity Date |
|---|--------------|------------------------------|--------------|--------------|--------------|-------------------------|----------------------|------------------|
| TexasCLASS B8577 LGIP | TXCLASSB8577 | 3,443,947.55 | 1,426,056.59 | 3,443,947.55 | 3,443,947.55 | 17,890.96 | 4.646 | N/A |
| T-Note 2.25 10/31/2024 | 9128283D0 | 0.00 | 1,995,656.12 | 0.00 | 0.00 | 4,399.45 | | 10/31/2024 |
| T-Note 1.5 10/31/2024 | 912828YM6 | 0.00 | 997,231.50 | 0.00 | 0.00 | 4,455.48 | | 10/31/2024 |
| T-Bill 0 11/7/2024 | 912797LC9 | 0.00 | 0.00 | 0.00 | 0.00 | 19,166.00 | | 11/7/2024 |
| T-Note 2.25 11/15/2024 | 912828G38 | 0.00 | 2,990,368.80 | 0.00 | 0.00 | 18,009.31 | | 11/15/2024 |
| T-Bill 0 11/21/2024 | 912797LE5 | 0.00 | 0.00 | 0.00 | 0.00 | 19,550.00 | | 11/21/2024 |
| T-Note 2.125 11/30/2024 | 9128283J7 | 0.00 | 1,991,328.12 | 0.00 | 0.00 | 8,725.97 | | 11/30/2024 |
| T-Bill 0 12/10/2024 | 912797MN4 | 0.00 | 0.00 | 0.00 | 0.00 | 25,887.50 | | 12/10/2024 |
| FHLB 5.44 12/13/2024 | 3130AXKF4 | 0.00 | 3,003,442.47 | 0.00 | 0.00 | 33,093.33 | | 12/13/2024 |
| T-Note 2.25 12/31/2024 | 9128283P3 | 0.00 | 1,988,007.82 | 0.00 | 0.00 | 13,133.12 | | 12/31/2024 |
| ST OF MASSACHUSETTS *ESG* 3.66 1/15/2025 | 576004GY5 | 3,000,000.00 | 2,989,260.00 | 2,999,100.00 | 3,000,000.00 | 27,755.00 | 3.660 | 1/15/2025 |
| FHLB 4.125 1/23/2025-22 | 3130AT6L6 | 3,000,000.00 | 2,994,305.16 | 2,998,980.00 | 3,000,000.00 | 31,281.25 | 4.125 | 1/23/2025 |
| T-Bill 0 1/30/2025 | 912797LZ8 | 3,000,000.00 | 2,956,033.32 | 2,990,160.00 | 2,988,858.99 | 35,343.90 | 4.721 | 1/30/2025 |
| FHLB 1.55 2/28/2025-23 | 3130AQTT0 | 3,000,000.00 | 2,963,319.81 | 2,985,330.00 | 2,998,708.03 | 13,768.77 | 1.825 | 2/28/2025 |
| T-Note 1.75 3/15/2025 | 91282CED9 | 3,000,000.00 | 2,965,458.99 | 2,984,882.81 | 2,980,206.67 | 37,950.48 | 5.155 | 3/15/2025 |
| T-Note 2.625 3/31/2025 | 9128284F4 | 2,000,000.00 | 1,983,265.62 | 1,992,343.75 | 1,999,948.49 | 13,321.89 | 2.636 | 3/31/2025 |
| FHLMC 3.75 4/28/2025-23 | 3134GXK29 | 3,000,000.00 | 2,989,449.27 | 2,992,980.00 | 3,000,000.00 | 28,437.50 | 3.750 | 4/28/2025 |
| FHLB 4 4/30/2025-22 | 3130ASZU6 | 3,000,000.00 | 2,991,967.74 | 2,996,430.00 | 3,000,000.00 | 30,000.00 | 4.000 | 4/30/2025 |
| BARCLAYS CAPITAL INC DISC CP0 5/13/2025 | 06743USD5 | 2,900,000.00 | 0.00 | 2,851,180.70 | 2,851,180.69 | 31,066.83 | 4.699 | 5/13/2025 |
| FHLB 4.05 5/28/2025-22 | 3130ASZP7 | 3,000,000.00 | 2,991,350.22 | 2,995,170.00 | 3,000,000.00 | 30,712.50 | 4.050 | 5/28/2025 |
| T-Note 2.875 6/15/2025 | 91282CEU1 | 3,000,000.00 | 2,972,835.93 | 2,982,480.47 | 2,973,478.41 | 36,488.85 | 4.906 | 6/15/2025 |
| FHLMC 3.4 6/27/2025-22 | 3134GXYN8 | 3,000,000.00 | 2,978,652.06 | 2,985,300.00 | 2,997,419.43 | 27,117.11 | 3.586 | 6/27/2025 |
| FHLB 4.75 7/10/2025-24 | 3130B2RV9 | 4,000,000.00 | 3,997,148.20 | 3,999,440.00 | 4,000,000.00 | 48,027.78 | 4.750 | 7/10/2025 |
| FHLB 4 7/24/2025-22 | 3130ASM97 | 3,000,000.00 | 2,988,927.60 | 2,987,610.00 | 2,992,760.97 | 33,582.07 | 4.460 | 7/24/2025 |
| FHLMC 4 8/25/2025-22 | 3134GXT46 | 3,000,000.00 | 2,987,884.47 | 2,985,060.00 | 3,000,000.00 | 30,333.33 | 4.000 | 8/25/2025 |
| FHLB 3.43 9/9/2025-22 | 3130ARW80 | 2,000,000.00 | 1,982,126.90 | 1,986,620.00 | 2,000,000.00 | 17,340.55 | 3.430 | 9/9/2025 |
| T-Note 3.5 9/15/2025 | 91282CFK2 | 10,000,000.00 | 0.00 | 9,948,632.81 | 9,939,290.81 | 46,919.86 | 4.380 | 9/15/2025 |
| FNMA 3.75 9/30/2025-24 | 3135GAV57 | 8,000,000.00 | 7,997,440.00 | 7,972,640.00 | 7,976,335.28 | 83,004.25 | 4.157 | 9/30/2025 |
| T-Note 3 9/30/2025 | 9128285C0 | 1,000,000.00 | 990,492.19 | 991,054.69 | 984,956.84 | 12,651.92 | 5.145 | 9/30/2025 |
| FHLB 5 10/20/2025-23 | 3130ATFY8 | 0.00 | 6,002,861.46 | 0.00 | 0.00 | 16,666.67 | | 10/20/2025 |
| T-Note 4.5 11/15/2025 | 91282CFW6 | 3,000,000.00 | 3,019,101.57 | 3,006,269.53 | 2,984,835.73 | 38,403.10 | 5.116 | 11/15/2025 |
| T-Note 4 12/15/2025 | 91282CGA3 | 3,000,000.00 | 3,004,921.86 | 2,995,429.69 | 2,972,044.11 | 37,562.23 | 5.040 | 12/15/2025 |
| T-Note 3.875 1/15/2026 | 91282CGE5 | 6,000,000.00 | 6,002,812.50 | 5,981,250.00 | 5,957,669.15 | 68,400.56 | 4.585 | 1/15/2026 |
| FHLB 5.15 1/20/2026-23 | 3130ATK48 | 0.00 | 3,000,008.04 | 0.00 | 0.00 | 8,583.33 | | 1/20/2026 |
| T-Note 2.5 2/28/2026 | 9128286F2 | 3,000,000.00 | 2,946,914.07 | 2,941,816.41 | 2,921,280.31 | 36,141.46 | 4.918 | 2/28/2026 |
| T-Note 2.25 3/31/2026 | 9128286L9 | 3,000,000.00 | 2,934,257.82 | 2,928,105.47 | 2,907,566.24 | 35,750.35 | 4.905 | 3/31/2026 |
| FHLMC 0.58 4/15/2026 | 3134GWZC3 | 3,000,000.00 | 2,857,940.25 | 2,863,560.00 | 2,863,877.83 | 31,043.52 | 4.315 | 4/15/2026 |
| T-Note 2.375 4/30/2026 | 9128286S4 | 3,000,000.00 | 2,937,304.68 | 2,928,046.88 | 2,906,622.30 | 35,721.15 | 4.893 | 4/30/2026 |
| T-Note 0.75 5/31/2026 | 91282CCF6 | 3,000,000.00 | 2,857,265.64 | 2,858,027.34 | 2,843,095.72 | 33,641.40 | 4.720 | 5/31/2026 |

| Description | CUSIP/Ticker | Ending Face Amount/Shares | Beginning MV | Ending MV | Ending BV | Investment Income-BV | Ending YTM @ Cost | Maturity Date |
|---|--------------|---------------------------|-----------------------|-----------------------|-----------------------|----------------------|-------------------|---------------|
| T-Note 4.125 6/15/2026 | 91282CHH7 | 3,000,000.00 | 3,020,039.07 | 2,995,605.47 | 2,998,318.20 | 31,427.66 | 4.165 | 6/15/2026 |
| T-Note 4.5 7/15/2026 | 91282CHM6 | 3,000,000.00 | 3,041,132.82 | 3,011,425.78 | 3,002,177.49 | 33,392.27 | 4.448 | 7/15/2026 |
| T-Note 4.375 8/15/2026 | 91282CHU8 | 3,000,000.00 | 3,037,148.43 | 3,006,210.94 | 2,992,955.49 | 33,909.11 | 4.527 | 8/15/2026 |
| FHLB 4.56 9/30/2026-22 | 3130ATBQ9 | 3,000,000.00 | 2,994,029.01 | 2,993,580.00 | 3,000,000.00 | 34,200.00 | 4.560 | 9/30/2026 |
| T-Note 1.125 10/31/2026 | 91282CDG3 | 4,000,000.00 | 3,798,906.24 | 3,782,812.50 | 3,785,369.72 | 40,933.49 | 4.262 | 10/31/2026 |
| T-Note 4.625 11/15/2026 | 91282CJK8 | 3,000,000.00 | 3,059,296.86 | 3,020,390.62 | 3,007,945.97 | 33,904.65 | 4.471 | 11/15/2026 |
| T-Note 4.375 12/15/2026 | 91282CJP7 | 3,000,000.00 | 3,046,875.00 | 3,007,617.19 | 2,987,917.57 | 34,582.35 | 4.595 | 12/15/2026 |
| T-Note 4 1/15/2027 | 91282CJT9 | 3,000,000.00 | 3,023,906.25 | 2,986,289.06 | 2,983,494.58 | 32,041.00 | 4.287 | 1/15/2027 |
| FFCB 4.5 3/26/2027 | 3133EP6K6 | 3,000,000.00 | 3,057,049.11 | 3,010,980.00 | 3,003,594.48 | 33,718.74 | 4.442 | 3/26/2027 |
| T-Note 3.25 6/30/2027 | 91282CEW7 | 3,000,000.00 | 2,973,867.18 | 2,930,742.19 | 2,922,163.71 | 32,235.52 | 4.390 | 6/30/2027 |
| T-Note 2.75 7/31/2027 | 91282CFB2 | 5,000,000.00 | 4,887,109.40 | 4,817,382.81 | 4,860,176.40 | 48,030.81 | 3.941 | 7/31/2027 |
| T-Note 2.25 8/15/2027 | 9128282R0 | 2,000,000.00 | 1,927,265.62 | 1,901,640.62 | 1,900,177.28 | 20,856.37 | 4.318 | 8/15/2027 |
| FHLB 5 9/14/2027-22 | 3130AT3P0 | 0.00 | 2,999,372.67 | 0.00 | 0.00 | 5,833.33 | | 9/14/2027 |
| FHLB 3 3/10/2028 | 313382GT4 | 6,000,000.00 | 5,866,652.16 | 5,765,940.00 | 5,736,998.48 | 66,269.22 | 4.527 | 3/10/2028 |
| FNMA 4.95 6/13/2028-25 | 3136GA4G1 | 8,600,000.00 | 0.00 | 8,599,398.00 | 8,600,000.00 | 0.00 | 4.950 | 6/13/2028 |
| T-Note 1.25 9/30/2028 | 91282CCY5 | 2,000,000.00 | 1,826,640.62 | 1,788,046.88 | 1,771,766.52 | 21,656.51 | 4.700 | 9/30/2028 |
| T-Note 1.375 10/31/2028 | 91282CDF5 | 2,000,000.00 | 1,832,578.12 | 1,791,796.88 | 1,790,012.09 | 20,749.77 | 4.459 | 10/31/2028 |
| FHLB 4.9 12/20/2028-25 | 3130B4CB5 | 10,000,000.00 | 0.00 | 9,989,600.00 | 10,000,000.00 | 14,972.22 | 4.900 | 12/20/2028 |
| T-Note 4 1/31/2029 | 91282CJW2 | 4,000,000.00 | 4,065,625.00 | 3,946,875.00 | 3,972,841.76 | 41,675.76 | 4.186 | 1/31/2029 |
| Sub Total/Average B8577 Toll Road - Renewal & Repl | | 184,167,680.44 | 180,489,060.21 | 182,141,914.93 | 182,023,726.18 | 2,126,126.11 | 4.377 | |

C1005 HC County - Depository DDA

| | | | | | | | | |
|--|------------|------------|------------|------------|------------|--------|-------|-----|
| C1005 CSD General Assistance Program MM | CADE-D1001 | 0.00 | 602,242.86 | 0.00 | 0.00 | 0.00 | | N/A |
| C1005 CSD Emergency Food And Shelter Program MM | CADE-D1008 | 0.00 | 279,040.41 | 0.00 | 0.00 | 0.00 | | N/A |
| C1005 Prot Svcs For Children and Adults Imprest MM | CADE-D2016 | 8,169.39 | 122,011.38 | 8,169.39 | 8,169.39 | 0.00 | 0.000 | N/A |
| C1005 Prot Svcs Clothing Reimbursement Imprest MM | CADE-D2017 | 39,137.91 | 174,370.12 | 39,137.91 | 39,137.91 | 0.00 | 0.000 | N/A |
| C1005 HC Veterans Services MM | CADE-D4842 | 0.00 | 17,512.06 | 0.00 | 0.00 | 0.00 | | N/A |
| C1005 Shelter Plus Program MM | CADE-D5383 | 0.00 | 116,576.93 | 0.00 | 0.00 | 0.00 | | N/A |
| C1005 Emergency Shelter MM | CADE-D5390 | 0.00 | 75,063.37 | 0.00 | 0.00 | 0.00 | | N/A |
| C1005 - HC Attorney CPS DEL Litigation MM | CADE-D7118 | 7,507.77 | 9,026.42 | 7,507.77 | 7,507.77 | 0.00 | 0.000 | N/A |
| C1005 - HC Attorney Litigation Expense MM | CADE-D8379 | 13,192.00 | 18,626.00 | 13,192.00 | 13,192.00 | 0.00 | 0.000 | N/A |
| C1005 - HC Atty Toll Rd Disc Acct MM | CADE-D8381 | 1,484.50 | 11,008.12 | 1,484.50 | 1,484.50 | 0.00 | 0.000 | N/A |
| C1005 - HC CAO LitigationMM | D3018-JPM | 4,384.50 | 0.00 | 4,384.50 | 4,384.50 | 0.00 | 0.000 | N/A |
| C1005 - HC CAO Toll Road Discretionary MM | D3117-JPM | 7,994.35 | 0.00 | 7,994.35 | 7,994.35 | 0.00 | 0.000 | N/A |
| C1005 - HC County Atty CPS-DEL MM | D3257-JPM | 1,652.73 | 0.00 | 1,652.73 | 1,652.73 | 0.00 | 0.000 | N/A |
| C1005 - HC RCA Clothing Reimb ImprestMM | D3576-JPM | 150,661.05 | 0.00 | 150,661.05 | 150,661.05 | 769.70 | 3.400 | N/A |
| C1005 - HC RCA Petty CashMM | D3600-JPM | 105,806.09 | 0.00 | 105,806.09 | 105,806.09 | 644.40 | 3.400 | N/A |

| Description | CUSIP/Ticker | Ending Face Amount/Shares | Beginning MV | Ending MV | Ending BV | Investment Income-BV | Ending YTM @ Cost | Maturity Date |
|---|---------------|---------------------------|----------------------|----------------------|----------------------|----------------------|-------------------|---------------|
| G1020 HC CSD - Emergency Food and Shelter MM | D5827-JPM | 315,704.93 | 0.00 | 315,704.93 | 315,704.93 | 2,319.42 | 3.400 | N/A |
| G1020 HC CSD - Shelter Plus Care MM | D6767-JPM | 99,014.07 | 0.00 | 99,014.07 | 99,014.07 | 778.55 | 3.400 | N/A |
| G1020 HC CSD - General Assistance Prog MM | D6890-JPM | 616,307.04 | 0.00 | 616,307.04 | 616,307.04 | 4,590.94 | 3.400 | N/A |
| G1020 HC CSD - Emergency Shelter Grant MM | D7013-JPM | 77,372.50 | 0.00 | 77,372.50 | 77,372.50 | 529.12 | 3.400 | N/A |
| C1005 Harris County - Veteran Services MM | D7251-JPM | 30,412.86 | 0.00 | 30,412.86 | 30,412.86 | 0.00 | 0.000 | N/A |
| Sub Total/Average C1005 HC County - Depository DDA | | 1,478,801.69 | 1,425,477.67 | 1,478,801.69 | 1,478,801.69 | 9,632.13 | 3.138 | |
| C1007 HC County - Tax and Sub Ln Ser 22 PF | | | | | | | | |
| C1007 - HCHOT CO Ser 2022A ProjectMM | D7072-JPM | 366.79 | 0.00 | 366.79 | 366.79 | 139.86 | 3.400 | N/A |
| TexasCLASS C1007 LGIP | TXCLASSC1007 | 7,796,520.29 | 8,127,124.16 | 7,796,520.29 | 7,796,520.29 | 97,396.13 | 4.646 | N/A |
| Sub Total/Average C1007 HC County - Tax and Sub Ln Ser 22 PF | | 7,796,887.08 | 8,127,124.16 | 7,796,887.08 | 7,796,887.08 | 97,535.99 | 4.646 | |
| C1012 HC - Disaster Recovery CP Ser J1 | | | | | | | | |
| C1012 Disaster Recovery CP Ser J-1 MM | CADE-D7440 | 0.00 | 18.44 | 0.00 | 0.00 | 0.00 | | N/A |
| C1012 Harris County - CP Series J-1 Proj Fd MM | D8713-JPM | 6,706.75 | 0.00 | 6,706.75 | 6,706.75 | 40.54 | 3.400 | N/A |
| LoneStar C1012 LGIP | LONESTARC1012 | 13.60 | 9,025.50 | 13.60 | 13.60 | 52.41 | 4.646 | N/A |
| Sub Total/Average C1012 HC - Disaster Recovery CP Ser J1 | | 6,720.35 | 9,043.94 | 6,720.35 | 6,720.35 | 92.95 | 3.403 | |
| C1013 HC - Gen Obl CP Series B | | | | | | | | |
| C1013 Harris County - CP Series B Proj Fd MM | D6808-JPM | 1,374,626.96 | 0.00 | 1,374,626.96 | 1,374,626.96 | 11,000.27 | 3.400 | N/A |
| LoneStar C1013 LGIP | LONESTARC1013 | 4,562.18 | 4,506.47 | 4,562.18 | 4,562.18 | 55.71 | 4.646 | N/A |
| C1013 CP Series B Fidelity MM | M8891-FIGXX | 0.00 | 1,936,621.31 | 0.00 | 0.00 | 5,352.40 | | N/A |
| SLGS Demand Deposit C1013 MM | SLGSC1013 | 13,147,876.64 | 13,034,533.88 | 13,147,876.64 | 13,147,876.64 | 113,342.76 | 3.340 | N/A |
| Sub Total/Average C1013 HC - Gen Obl CP Series B | | 14,527,065.78 | 14,975,661.66 | 14,527,065.78 | 14,527,065.78 | 129,751.14 | 3.346 | |
| C1014 HC - Gen Obl CP Series D | | | | | | | | |
| C1014 CP Series D MM | CADE-D8893 | 0.00 | 0.00 | 0.00 | 0.00 | 0.00 | | N/A |
| C1014 Harris County - CP Series D Proj Fd MM | D7376-JPM | 5,789.43 | 0.00 | 5,789.43 | 5,789.43 | 5,294.74 | 3.400 | N/A |
| LoneStar C1014 LGIP | LONESTARC1014 | 823,582.00 | 813,525.92 | 823,582.00 | 823,582.00 | 10,056.08 | 4.646 | N/A |
| C1014 - HC CP Series D Fidelity MM | M8893-FIGXX | 0.00 | 288,428.32 | 0.00 | 0.00 | 6,915.04 | | N/A |
| Sub Total/Average C1014 HC - Gen Obl CP Series D | | 829,371.43 | 1,101,954.24 | 829,371.43 | 829,371.43 | 22,265.86 | 4.637 | |
| C1015 HC - GO CP Series C-2 Proj Fd | | | | | | | | |
| C1015 HC CP Ser C-2 Project Fd MM | D1960-JPM | 376.54 | 0.00 | 376.54 | 376.54 | 0.00 | 0.000 | N/A |
| LoneStar C1015 LGIP | LONESTARC1015 | 603,349.24 | 739,207.72 | 603,349.24 | 603,349.24 | 8,241.52 | 4.646 | N/A |
| Sub Total/Average C1015 HC - GO CP Series C-2 Proj Fd | | 603,725.78 | 739,207.72 | 603,725.78 | 603,725.78 | 8,241.52 | 4.643 | |

| Description | CUSIP/Ticker | Ending Face Amount/Shares | Beginning MV | Ending MV | Ending BV | Investment Income-BV | Ending YTM @ Cost | Maturity Date |
|--|---------------|------------------------------|---------------------|---------------------|---------------------|-------------------------|----------------------|------------------|
| C1016 HC - Gen Obl CP Series A-1 | | | | | | | | |
| C1016 CP Series A-1 MM | CADE-D8890 | 0.00 | 0.00 | 0.00 | 0.00 | 0.00 | | N/A |
| C1005 Harris County - CP Series A-1 Proj Fd MM | D1791-JPM | 24,538.00 | 0.00 | 24,538.00 | 24,538.00 | 3,113.84 | 3.400 | N/A |
| LoneStar C1016 LGIP | LONESTARC1016 | 0.12 | 83.21 | 0.12 | 0.12 | 0.48 | 4.646 | N/A |
| C1016 - HC CP Series A1 MM | M8890-FIGXX | 0.00 | 191,841.45 | 0.00 | 0.00 | 4,830.00 | | N/A |
| Sub Total/Average C1016 HC - Gen Obl CP Series A-1 | | 24,538.12 | 191,924.66 | 24,538.12 | 24,538.12 | 7,944.32 | 3.400 | |
| C1017 HC - Gen Obl CP Series C | | | | | | | | |
| C1005 Harris County - CP Series C Proj Fd MM | D6923-JPM | 396,987.10 | 0.00 | 396,987.10 | 396,987.10 | 8,513.62 | 3.400 | N/A |
| LoneStar C1017 LGIP | LONESTARC1017 | 1.07 | 248.04 | 1.07 | 1.07 | 1.07 | 4.646 | N/A |
| C1017 - HC CP Series C MM | M8892-FIGXX | 0.00 | 3,136,458.31 | 0.00 | 0.00 | 14,095.75 | | N/A |
| Sub Total/Average C1017 HC - Gen Obl CP Series C | | 396,988.17 | 3,136,706.35 | 396,988.17 | 396,988.17 | 22,610.44 | 3.400 | |
| C1018 HC - Gen Obl CP Series D-3 | | | | | | | | |
| C1005 CP Series D-3 MM | CADE-D4489 | 0.00 | 0.00 | 0.00 | 0.00 | 0.00 | | N/A |
| C1018 Harris County - CP Series D-3 Proj Fd MM | D9067-JPM | 10,590.17 | 0.00 | 10,590.17 | 10,590.17 | 761.82 | 3.400 | N/A |
| C1018 HC CP Series D3 MM | M4489-FIGXX | 0.00 | 6,415.17 | 0.00 | 0.00 | 659.08 | | N/A |
| Sub Total/Average C1018 HC - Gen Obl CP Series D-3 | | 10,590.17 | 6,415.17 | 10,590.17 | 10,590.17 | 1,420.90 | 3.400 | |
| C1019 HC - Gen Obl CP Series D-2 | | | | | | | | |
| C1019 CP Series D-2 MM | CADE-D4471 | 0.00 | 941.33 | 0.00 | 0.00 | 0.00 | | N/A |
| C1005 Harris County - CP Series D-2 Proj Fd MM | D9109-JPM | 12,537.03 | 0.00 | 12,537.03 | 12,537.03 | 3,601.58 | 3.400 | N/A |
| LoneStar C1019 LGIP | LONESTARC1019 | 2.28 | 1,553,603.53 | 2.28 | 2.28 | 1,523.66 | 4.646 | N/A |
| Sub Total/Average C1019 HC - Gen Obl CP Series D-2 | | 12,539.31 | 1,554,544.86 | 12,539.31 | 12,539.31 | 5,125.24 | 3.400 | |
| C1020 HC - Prot Svcs Guardianship Custodian | | | | | | | | |
| C1020 Prot Svcs For Children and Adults Guardiansh | CADE-D1022 | 1,905,738.69 | 0.00 | 1,905,738.69 | 1,905,738.69 | 0.00 | 0.000 | N/A |
| C1005 - HC RCA GuardianshipMM | D6215-JPM | 3,714,516.49 | 0.00 | 3,714,516.49 | 3,714,516.49 | 23,936.87 | 3.400 | N/A |
| C1020 HC Prot Svcs Guardianship Cust Acct Dreyfus | M1022-DGCXX | 0.00 | 5,076,219.99 | 0.00 | 0.00 | 17,253.77 | | N/A |
| Sub Total/Average C1020 HC - Prot Svcs Guardianship Custodian | | 5,620,255.18 | 5,076,219.99 | 5,620,255.18 | 5,620,255.18 | 41,190.64 | 2.247 | |
| C1021 HC - Prot Svcs Rep Payee | | | | | | | | |
| C1021 Prot Svcs For Children and Adults Representa | CADE-D1064 | 14,653.78 | 0.00 | 14,653.78 | 14,653.78 | 0.00 | 0.000 | N/A |
| C1005 - HC RCA Representative PayeeMM | D5951-JPM | 33,988.73 | 0.00 | 33,988.73 | 33,988.73 | 182.02 | 3.400 | N/A |

| Description | CUSIP/Ticker | Ending Face Amount/Shares | Beginning MV | Ending MV | Ending BV | Investment Income-BV | Ending YTM @ Cost | Maturity Date |
|--|---------------|---------------------------|------------------|---------------------|---------------------|----------------------|-------------------|---------------|
| C1021 HC Prot Svcs Rep Payee Acct Fidelity MM | M1064-FIGXX | 0.00 | 38,821.61 | 0.00 | 0.00 | 133.38 | | N/A |
| Sub Total/Average C1021 HC - Prot Svcs Rep Payee | | 48,642.51 | 38,821.61 | 48,642.51 | 48,642.51 | 315.40 | 2.376 | |
| C1022 HC - Care For Elders Program | | | | | | | | |
| G1020 HC CSD - Care of Elders Program MM | D6635-JPM | 21,092.22 | 0.00 | 21,092.22 | 21,092.22 | 149.39 | 3.400 | N/A |
| C1022 HC Care For Elders Program Fidelity MM | M5395-FIGXX | 0.00 | 20,793.76 | 0.00 | 0.00 | 62.81 | | N/A |
| Sub Total/Average C1022 HC - Care For Elders Program | | 21,092.22 | 20,793.76 | 21,092.22 | 21,092.22 | 212.20 | 3.400 | |
| C1023 HC - CTS Vehicle Registration | | | | | | | | |
| C1005 Harris County - US Vehicle Registration MM | D9356-JPM | 17,964.06 | 0.00 | 17,964.06 | 17,964.06 | 133.09 | 3.400 | N/A |
| C1023 HC CTS Vehicle Registration Fidelity MM | M7459-FIGXX | 0.00 | 27,323.60 | 0.00 | 0.00 | 72.42 | | N/A |
| Sub Total/Average C1023 HC - CTS Vehicle Registration | | 17,964.06 | 27,323.60 | 17,964.06 | 17,964.06 | 205.51 | 3.400 | |
| C1024 HC - Rides Program | | | | | | | | |
| C1024 Rides Program MM | CADE-D5372 | 4,026.00 | 0.00 | 4,026.00 | 4,026.00 | 0.00 | 0.000 | N/A |
| G1020 HC CSD - Rides Program MM | D7070-JPM | 49,428.09 | 0.00 | 49,428.09 | 49,428.09 | 281.68 | 3.400 | N/A |
| C1024 HC Rides Program Fidelity MM | M5372-FIGXX | 0.00 | 14,645.34 | 0.00 | 0.00 | 52.32 | | N/A |
| Sub Total/Average C1024 HC - Rides Program | | 53,454.09 | 14,645.34 | 53,454.09 | 53,454.09 | 334.00 | 3.144 | |
| C1026 HC - Fee Officer Cash Bond | | | | | | | | |
| * C1026 Fee Officer Cash Bond MM | D8812-JPM | 5,704,699.65 | 0.00 | 5,704,699.65 | 5,704,699.65 | 0.00 | 0.000 | N/A |
| Sub Total/Average C1026 HC - Fee Officer Cash Bond | | 5,704,699.65 | 0.00 | 5,704,699.65 | 5,704,699.65 | 0.00 | 0.000 | |
| C1050 HC - Harris County Contingency Fund | | | | | | | | |
| C1050 Harris County - Contingency Fund MM | D7210-JPM | 2,743.79 | 0.00 | 2,743.79 | 2,743.79 | 2,780.40 | 3.400 | N/A |
| LOGIC C1050 LGIP | LOGICC1050 | 10,727,775.60 | 5,632,327.06 | 10,727,775.60 | 10,727,775.60 | 95,448.54 | 4.625 | N/A |
| LoneStar C1050 LGIP | LONESTARC1050 | 7,913,588.13 | 7,816,961.80 | 7,913,588.13 | 7,913,588.13 | 96,626.33 | 4.646 | N/A |
| C1050 Contingency Fund Sweep MM | M7210-MJGXX | 7,358,401.98 | 0.00 | 7,358,401.98 | 7,358,401.98 | 102,366.35 | 3.987 | N/A |
| C1050 Public Impr Ctgty Fidelity MMF MM | M8082-FIGXX | 0.00 | 39,449,758.11 | 0.00 | 0.00 | 108,634.90 | | N/A |
| C1050 US Bank Open CP MM | OPENCPC1050 | 14,349,327.94 | 45,399,436.59 | 14,349,327.94 | 14,349,327.94 | 298,662.87 | 4.000 | N/A |
| T-Bill 0 10/8/2024 | 912797LS4 | 0.00 | 10,190,715.55 | 0.00 | 0.00 | 10,475.79 | | 10/8/2024 |
| BARCLAYS US DISC CP 0 10/9/2024 | 06741FK97 | 0.00 | 5,992,752.00 | 0.00 | 0.00 | 7,209.04 | | 10/9/2024 |
| T-Note 1.5 10/31/2024 | 912828YM6 | 0.00 | 9,972,315.00 | 0.00 | 0.00 | 43,588.65 | | 10/31/2024 |
| T-Note 1.5 11/30/2024 | 912828YV6 | 0.00 | 12,929,541.04 | 0.00 | 0.00 | 114,420.86 | | 11/30/2024 |
| BARCLAYS CAPITAL INC DISC CP 0 12/30/2024 | 06743UMW9 | 0.00 | 7,905,536.00 | 0.00 | 0.00 | 107,350.52 | | 12/30/2024 |
| T-Note 1.75 12/31/2024 | 912828YY0 | 0.00 | 5,956,875.00 | 0.00 | 0.00 | 77,087.13 | | 12/31/2024 |
| FFCB 4.75 1/8/2025 | 3133EPU78 | 5,000,000.00 | 4,999,355.70 | 4,999,550.00 | 4,999,956.28 | 60,537.45 | 4.791 | 1/8/2025 |

| Description | CUSIP/Ticker | Ending Face Amount/Shares | Beginning MV | Ending MV | Ending BV | Investment Income-BV | Ending YTM @ Cost | Maturity Date |
|--|---------------|------------------------------|-----------------------|-----------------------|-----------------------|-------------------------|----------------------|------------------|
| T-Note 2.5 1/31/2025 | 9128283V0 | 10,000,000.00 | 9,932,890.60 | 9,986,523.44 | 9,980,817.52 | 121,326.26 | 4.887 | 1/31/2025 |
| T-Note 2 2/15/2025 | 912828J27 | 3,000,000.00 | 2,971,962.90 | 2,991,445.31 | 2,989,309.04 | 36,857.07 | 5.000 | 2/15/2025 |
| T-Note 2.75 2/28/2025 | 9128283Z1 | 3,000,000.00 | 2,979,726.57 | 2,993,203.12 | 2,988,671.88 | 38,935.60 | 5.170 | 2/28/2025 |
| FHLB 5.125 3/14/2025 | 3130AWT59 | 6,000,000.00 | 6,016,377.72 | 6,006,720.00 | 5,998,652.31 | 79,427.62 | 5.231 | 3/14/2025 |
| FNMA 0.625 4/22/2025 | 3135G03U5 | 2,000,000.00 | 1,959,621.54 | 1,976,840.00 | 1,974,699.35 | 23,942.39 | 4.992 | 4/22/2025 |
| BARCLAYS CAPITAL INC DISC CP0 5/13/2025 | 06743USD5 | 45,000,000.00 | 0.00 | 44,242,459.20 | 44,242,459.03 | 482,071.53 | 4.699 | 5/13/2025 |
| FNMA 5 5/30/2025-24 | 3135GAR86 | 0.00 | 2,997,536.13 | 0.00 | 0.00 | 7,384.30 | | 5/30/2025 |
| TMCC DISC CP 0 5/30/2025 | 89233GSW7 | 15,000,000.00 | 0.00 | 14,719,375.05 | 14,719,375.00 | 54,254.17 | 4.593 | 5/30/2025 |
| T-Note 2.875 6/15/2025 | 91282CEU1 | 10,000,000.00 | 9,909,453.10 | 9,941,601.56 | 9,904,307.27 | 125,371.34 | 5.101 | 6/15/2025 |
| T-Note 2.875 6/15/2025 | 91282CEU1 | 5,000,000.00 | 4,954,726.55 | 4,970,800.78 | 4,955,797.35 | 60,814.73 | 4.906 | 6/15/2025 |
| BARCLAYS CAPITAL INC DISC CP0 6/27/2025 | 06743UTT9 | 21,000,000.00 | 0.00 | 20,523,888.42 | 20,523,888.44 | 104,905.94 | 4.721 | 6/27/2025 |
| T-Note 3 7/15/2025 | 91282CEY3 | 13,000,000.00 | 12,894,171.81 | 12,917,988.28 | 12,872,071.02 | 157,548.29 | 4.947 | 7/15/2025 |
| FHLB 4 8/28/2025-22 | 3130ASXX2 | 10,000,000.00 | 9,963,732.10 | 9,968,400.00 | 10,000,000.00 | 100,000.00 | 4.000 | 8/28/2025 |
| BARCLAYS CAPITAL DISC CP 0 9/10/2025 | 06743UWA6 | 15,000,000.00 | 0.00 | 14,532,092.25 | 14,532,092.31 | 38,992.31 | 4.595 | 9/10/2025 |
| T-Note 3 10/31/2025 | 9128285J5 | 10,000,000.00 | 9,903,515.60 | 9,900,390.62 | 9,859,462.33 | 118,355.36 | 4.802 | 10/31/2025 |
| Sub Total/Average C1050 HC - Harris County Contingency Fund | | 213,351,837.44 | 230,729,288.47 | 211,023,115.47 | 210,893,396.57 | 2,675,375.74 | 4.657 | |
| C1052 HC - American Rescue Plan | | | | | | | | |
| C1052 HC American Rescue Plan Fund MM | CADE-D3646 | 0.00 | 0.00 | 0.00 | 0.00 | 0.00 | | N/A |
| C1052 Harris County - American Rescue Plan Act MM | D7335-JPM | 1,638.79 | 0.00 | 1,638.79 | 1,638.79 | 1,639.35 | 3.400 | N/A |
| LOGIC C1052 LGIP | LOGICC1052 | 12,860,947.53 | 12,705,396.16 | 12,860,947.53 | 12,860,947.53 | 155,551.37 | 4.625 | N/A |
| LoneStar C1052 LGIP | LONESTARC1052 | 8,796,668.22 | 6,633,596.93 | 8,796,668.22 | 8,796,668.22 | 130,771.39 | 4.646 | N/A |
| C1052 HC Amer Resc Plan Fidelity MMF MM | M3646-FIGXX | 0.00 | 65,975.58 | 0.00 | 0.00 | 16,374.90 | | N/A |
| C1052 American Rescue Plan Sweep MM | M7335-MJGXX | 2,655,319.99 | 0.00 | 2,655,319.99 | 2,655,319.99 | 113,739.01 | 3.987 | N/A |
| C1052 US Bank Open CP MM | OPENCPC1052 | 42,855,075.58 | 77,470,149.88 | 42,855,075.58 | 42,855,075.58 | 598,948.59 | 4.000 | N/A |
| TexasCLASS C1052 LGIP | TXCLASSC1052 | 7,041,744.58 | 39,578,470.64 | 7,041,744.58 | 7,041,744.58 | 252,273.94 | 4.646 | N/A |
| T-Note 0.625 10/15/2024 | 91282CDB4 | 0.00 | 19,967,559.80 | 0.00 | 0.00 | 43,087.83 | | 10/15/2024 |
| BARCLAYS BK US DISC CP 0 10/30/2024 | 06743UKW1 | 0.00 | 9,959,250.00 | 0.00 | 0.00 | 44,000.00 | | 10/30/2024 |
| NATL SEC CLEARING CORP DISC CP 0 11/5/2024 | 63763PL56 | 0.00 | 29,856,300.00 | 0.00 | 0.00 | 150,421.39 | | 11/5/2024 |
| CORP ANDINA DE FOMENTO DISC CP 0 11/7/2024 | 2198X2L72 | 0.00 | 4,974,750.00 | 0.00 | 0.00 | 27,372.20 | | 11/7/2024 |
| BARCLAYS CAPITAL DISC CP 0 11/13/2024 | 06741FLD7 | 0.00 | 29,823,060.00 | 0.00 | 0.00 | 187,272.01 | | 11/13/2024 |
| T-Note 2.25 11/15/2024 | 912828G38 | 0.00 | 9,967,896.00 | 0.00 | 0.00 | 60,031.05 | | 11/15/2024 |
| T-Note 1.5 11/30/2024 | 912828YV6 | 0.00 | 19,891,601.60 | 0.00 | 0.00 | 169,093.81 | | 11/30/2024 |
| BAYERISCHE LANDESBK GIRO DISC CP 0 12/6/2024 | 07274LM61 | 0.00 | 9,911,800.00 | 0.00 | 0.00 | 97,007.88 | | 12/6/2024 |
| FHLB 5.44 12/13/2024 | 3130AXKF4 | 0.00 | 40,045,899.60 | 0.00 | 0.00 | 441,244.44 | | 12/13/2024 |
| BAYERISCHE LANDESBK GIRO DISC CP 0 1/8/2025 | 07274LN86 | 10,000,000.00 | 9,871,130.00 | 9,989,845.30 | 9,989,845.26 | 133,462.29 | 5.313 | 1/8/2025 |

| Description | CUSIP/Ticker | Ending Face Amount/Shares | Beginning MV | Ending MV | Ending BV | Investment Income-BV | Ending YTM @ Cost | Maturity Date |
|--|--------------|---------------------------|-----------------------|-----------------------|-----------------------|----------------------|-------------------|---------------|
| FFCB 4.75 1/8/2025 | 3133EPU78 | 20,000,000.00 | 19,997,422.80 | 19,998,200.00 | 19,999,825.14 | 242,149.82 | 4.791 | 1/8/2025 |
| BAYERISCHE LANDESBK GIRO DISC CP0 1/15/2025 | 07274LNF0 | 77,000,000.00 | 0.00 | 76,857,205.04 | 76,857,205.12 | 846,569.65 | 4.781 | 1/15/2025 |
| T-Bill 0 2/13/2025 | 912797MK0 | 16,000,000.00 | 0.00 | 15,921,120.00 | 15,917,003.17 | 38,603.17 | 4.368 | 2/13/2025 |
| T-Bill 0 3/13/2025 | 912797MT1 | 20,000,000.00 | 0.00 | 19,837,400.00 | 19,829,280.98 | 48,089.87 | 4.389 | 3/13/2025 |
| MACQUARIE INTERNATIONAL DISC CP0 4/11/2025 | 55609ERB6 | 20,000,000.00 | 0.00 | 19,748,927.80 | 19,748,927.88 | 35,150.10 | 4.545 | 4/11/2025 |
| BAYERISCHE LANDESBK GIRO DISC CP0 5/15/2025 | 07274LSF5 | 20,000,000.00 | 0.00 | 19,669,092.00 | 19,669,091.91 | 32,103.02 | 4.497 | 5/15/2025 |
| T-Bill 0 6/20/2025 | 912797NV5 | 20,000,000.00 | 0.00 | 19,613,200.00 | 19,605,332.23 | 27,858.90 | 4.305 | 6/20/2025 |
| T-Note 2.625 12/31/2025 | 9128285T3 | 20,000,000.00 | 19,701,562.40 | 19,699,218.75 | 19,582,554.77 | 236,469.07 | 4.849 | 12/31/2025 |
| T-Note 3.875 1/15/2026 | 91282CGE5 | 20,000,000.00 | 20,009,375.00 | 19,937,500.00 | 19,810,465.39 | 239,637.32 | 4.844 | 1/15/2026 |
| Sub Total/Average C1052 HC - American Rescue Plan | | 317,211,394.69 | 380,431,196.39 | 315,483,103.58 | 315,220,926.54 | 4,368,922.37 | 4.572 | |

C1053 HC - Mobility and Infrastructure

| | | | | | | | | |
|--|--------------|---------------|---------------|---------------|---------------|------------|-------|------------|
| C1053 HC Mobility & Infrastructure MM | CADE-D4461 | 0.00 | 0.00 | 0.00 | 0.00 | 0.00 | | N/A |
| C1053 Harris County - Mobility & Infrastructur | D7277-JPM | 6,836,168.31 | 0.00 | 6,836,168.31 | 6,836,168.31 | 64,503.67 | 3.400 | N/A |
| LOGIC C1053 LGIP | LOGICC1053 | 586,754.49 | 6,235,008.24 | 586,754.49 | 586,754.49 | 42,246.25 | 4.625 | N/A |
| C1053 HC Mobility Infrastruc FidelityMM MM | M4461-FIGXX | 0.00 | 733,201.82 | 0.00 | 0.00 | 27,060.00 | | N/A |
| C1053 US Bank Open CP MM | OPENCPC1053 | 57,622,500.00 | 47,557,634.30 | 57,622,500.00 | 57,622,500.00 | 374,200.04 | 4.000 | N/A |
| TexasCLASS C1053 LGIP | TXCLASSC1053 | 3,085,278.78 | 3,219,667.12 | 3,085,278.78 | 3,085,278.78 | 65,611.66 | 4.646 | N/A |
| FFCB 5.25 10/2/2024 | 3133EPVK8 | 0.00 | 22,000,217.36 | 0.00 | 0.00 | 6,577.97 | | 10/2/2024 |
| BARCLAYS US DISC CP 0 10/15/2024 | 06741FKF3 | 0.00 | 9,979,800.00 | 0.00 | 0.00 | 21,028.36 | | 10/15/2024 |
| T-Note 1.5 10/31/2024 | 912828YM6 | 0.00 | 9,972,315.00 | 0.00 | 0.00 | 40,577.43 | | 10/31/2024 |
| T-Note 2.25 11/15/2024 | 912828G38 | 0.00 | 9,967,896.00 | 0.00 | 0.00 | 60,031.05 | | 11/15/2024 |
| T-Note 0.75 11/15/2024 | 91282CDH1 | 0.00 | 9,949,995.80 | 0.00 | 0.00 | 62,315.99 | | 11/15/2024 |
| T-Note 1.5 11/30/2024 | 912828YV6 | 0.00 | 11,934,960.96 | 0.00 | 0.00 | 103,995.99 | | 11/30/2024 |
| T-Note 1 12/15/2024 | 91282CDN8 | 0.00 | 11,911,875.00 | 0.00 | 0.00 | 161,056.42 | | 12/15/2024 |
| T-Note 1 12/15/2024 | 91282CDN8 | 0.00 | 19,853,125.00 | 0.00 | 0.00 | 270,376.58 | | 12/15/2024 |
| T-Note 1 12/15/2024 | 91282CDN8 | 0.00 | 24,816,406.25 | 0.00 | 0.00 | 340,970.96 | | 12/15/2024 |
| BARCCP CP 0 12/19/2024 | 06741FMK0 | 0.00 | 9,895,550.00 | 0.00 | 0.00 | 108,696.56 | | 12/19/2024 |
| T-Bill 0 1/7/2025 | 912797MW4 | 17,000,000.00 | 0.00 | 16,990,310.00 | 16,987,232.71 | 112,777.71 | 4.526 | 1/7/2025 |
| T-Note 1.125 1/15/2025 | 91282CDS7 | 12,000,000.00 | 11,881,406.28 | 11,986,406.25 | 11,980,484.69 | 153,443.87 | 5.292 | 1/15/2025 |
| T-Note 1.125 1/15/2025 | 91282CDS7 | 10,000,000.00 | 9,901,171.90 | 9,988,671.88 | 9,985,180.25 | 125,511.95 | 5.118 | 1/15/2025 |
| TMCC DISC CP 0 1/31/2025 | 89233GNX0 | 10,000,000.00 | 9,844,470.00 | 9,959,186.10 | 9,959,186.08 | 125,162.69 | 4.989 | 1/31/2025 |
| BARCLAYS US CCP DISC CP 0 2/14/2025 | 06741FPE1 | 20,000,000.00 | 0.00 | 19,886,150.00 | 19,886,150.00 | 93,150.00 | 4.648 | 2/14/2025 |
| T-Note 2 2/15/2025 | 912828J27 | 10,000,000.00 | 9,906,543.00 | 9,971,484.38 | 9,963,781.74 | 122,436.52 | 5.036 | 2/15/2025 |
| T-Note 2 2/15/2025 | 912828J27 | 5,000,000.00 | 4,953,271.50 | 4,985,742.19 | 4,982,181.74 | 61,428.45 | 5.000 | 2/15/2025 |
| TMCC DISC CP 0 2/28/2025 | 89233GPU4 | 10,000,000.00 | 9,812,210.00 | 9,922,287.60 | 9,922,287.58 | 123,267.97 | 4.935 | 2/28/2025 |
| T-Note 4.625 2/28/2025 | 91282CGN5 | 13,000,000.00 | 13,009,445.28 | 13,005,078.12 | 12,987,779.09 | 171,860.20 | 5.234 | 2/28/2025 |

| Description | CUSIP/Ticker | Ending Face Amount/Shares | Beginning MV | Ending MV | Ending BV | Investment Income-BV | Ending YTM @ Cost | Maturity Date |
|---|--------------|------------------------------|-----------------------|-----------------------|-----------------------|-------------------------|----------------------|------------------|
| ALASKA HSG FIN MUNI CP 0 3/5/2025 | 01183PQ53 | 7,813,000.00 | 0.00 | 7,769,950.37 | 7,749,828.88 | 28,076.05 | 4.624 | 3/5/2025 |
| FHLB 5.125 3/14/2025 | 3130AWT59 | 16,000,000.00 | 16,043,673.92 | 16,017,920.00 | 15,996,406.15 | 211,807.01 | 5.231 | 3/14/2025 |
| T-Note 1.75 3/15/2025 | 91282CED9 | 10,000,000.00 | 9,884,863.30 | 9,949,609.38 | 9,933,468.06 | 127,190.51 | 5.201 | 3/15/2025 |
| FHLB 5.34 4/4/2025 | 3130AXFR4 | 25,000,000.00 | 25,160,231.00 | 25,045,250.00 | 25,000,000.00 | 337,458.33 | 5.340 | 4/4/2025 |
| T-Note 2.625 4/15/2025 | 91282CEH0 | 10,000,000.00 | 9,913,750.00 | 9,956,054.69 | 9,929,342.41 | 128,791.84 | 5.183 | 4/15/2025 |
| T-Note 0.375 4/30/2025 | 912828ZL7 | 10,000,000.00 | 9,775,546.90 | 9,873,828.12 | 9,864,090.53 | 114,550.90 | 4.701 | 4/30/2025 |
| T-Note 2.125 5/15/2025 | 912828XB1 | 10,000,000.00 | 9,868,828.10 | 9,922,265.62 | 9,889,568.02 | 128,822.62 | 5.278 | 5/15/2025 |
| T-Note 2.125 5/15/2025 | 912828XB1 | 10,000,000.00 | 9,868,828.10 | 9,922,265.62 | 9,914,241.12 | 112,008.36 | 4.540 | 5/15/2025 |
| T-Note 2.75 5/15/2025 | 91282CEQ0 | 10,000,000.00 | 9,907,128.90 | 9,946,484.38 | 9,932,459.68 | 115,690.72 | 4.627 | 5/15/2025 |
| FNMA 5 5/30/2025-24 | 3135GAR86 | 0.00 | 4,995,893.55 | 0.00 | 0.00 | 12,307.17 | | 5/30/2025 |
| FHLB 3.25 6/6/2025-22 | 3130AS6N4 | 10,000,000.00 | 9,923,175.00 | 9,951,000.00 | 10,000,128.92 | 82,077.22 | 3.247 | 6/6/2025 |
| FHLB 3.25 6/6/2025-22 | 3130AS6N4 | 10,000,000.00 | 9,923,175.00 | 9,951,000.00 | 10,001,060.04 | 81,531.61 | 3.224 | 6/6/2025 |
| T-Bill 0 6/12/2025 | 912797LN5 | 10,000,000.00 | 9,726,279.70 | 9,815,200.00 | 9,791,753.90 | 118,263.22 | 4.874 | 6/12/2025 |
| T-Note 0.25 6/30/2025 | 912828ZW3 | 10,000,000.00 | 9,716,250.00 | 9,810,742.19 | 9,795,336.54 | 110,855.77 | 4.514 | 6/30/2025 |
| FHLB 4.75 7/10/2025-24 | 3130B2RV9 | 20,000,000.00 | 19,985,741.00 | 19,997,200.00 | 20,000,000.00 | 240,138.88 | 4.750 | 7/10/2025 |
| T-Note 4.75 7/31/2025 | 91282CHN4 | 20,000,000.00 | 20,109,687.40 | 20,057,421.88 | 20,034,728.32 | 222,357.80 | 4.440 | 7/31/2025 |
| FHLB 5.3 8/15/2025-24 | 3130B27K5 | 0.00 | 9,989,700.50 | 0.00 | 0.00 | 45,638.89 | | 8/15/2025 |
| FHLB 4.65 8/15/2025-25 | 3130B36P3 | 15,000,000.00 | 0.00 | 14,995,350.00 | 15,000,000.00 | 158,875.00 | 4.650 | 8/15/2025 |
| T-Note 5 8/31/2025 | 91282CHV6 | 10,000,000.00 | 10,084,277.30 | 10,049,414.06 | 9,994,702.99 | 129,085.57 | 5.077 | 8/31/2025 |
| T-Note 3.5 9/15/2025 | 91282CFK2 | 15,000,000.00 | 14,931,093.75 | 14,922,949.22 | 14,905,410.85 | 167,286.13 | 4.423 | 9/15/2025 |
| FNMA 3.75 9/30/2025-24 | 3135GAV57 | 30,000,000.00 | 29,990,400.00 | 29,897,400.00 | 29,911,257.29 | 311,265.91 | 4.157 | 9/30/2025 |
| T-Note 4.25 10/15/2025 | 91282CFP1 | 15,000,000.00 | 0.00 | 15,007,324.22 | 15,003,172.90 | 146,119.73 | 4.222 | 10/15/2025 |
| FNMA 4.631 10/17/2025-25 | 3135GAX22 | 15,000,000.00 | 0.00 | 14,994,900.00 | 15,000,000.00 | 140,859.58 | 4.631 | 10/17/2025 |
| FHLB 5.45 10/29/2025-24 | 3130B1KQ9 | 0.00 | 9,994,570.10 | 0.00 | 0.00 | 43,902.77 | | 10/29/2025 |
| T-Note 4.875 11/30/2025 | 91282CJL6 | 10,000,000.00 | 0.00 | 10,055,664.06 | 10,060,204.03 | 96,925.52 | 4.189 | 11/30/2025 |
| FHLMC 3.78 7/8/2026-22 | 3134GXYP3 | 20,000,000.00 | 19,845,317.20 | 19,798,000.00 | 20,000,000.00 | 191,100.00 | 3.780 | 7/8/2026 |
| T-Note 4.625 9/15/2026 | 91282CHY0 | 10,000,000.00 | 10,178,125.00 | 10,061,132.81 | 9,991,784.40 | 118,754.66 | 4.677 | 9/15/2026 |
| FHLB 5.35 1/28/2027-23 | 3130AUK52 | 0.00 | 19,985,239.60 | 0.00 | 0.00 | 83,222.22 | | 1/28/2027 |
| Sub Total/Average C1053 HC - Mobility and Infrastructure | | 503,943,701.58 | 577,137,946.13 | 502,594,344.72 | 502,483,910.49 | 6,643,252.28 | 4.555 | |
| C1054HC - Escheatment Account | | | | | | | | |
| C1054 HC - Escheatment Acct MM | CADE-D8505 | 0.00 | 1,494,967.07 | 0.00 | 0.00 | 0.00 | | N/A |
| C1005 Harris County - Treas Escheatment MM | D7525-JPM | 1,651,510.82 | 0.00 | 1,651,510.82 | 1,651,510.82 | 7,186.14 | 3.400 | N/A |
| Sub Total/Average C1054HC - Escheatment Account | | 1,651,510.82 | 1,494,967.07 | 1,651,510.82 | 1,651,510.82 | 7,186.14 | 3.400 | |
| C1055 HC - County Atty SPU Fund | | | | | | | | |
| C1055 Co Attny SPU Fund MM | CADE-D8405 | 0.00 | 82.69 | 0.00 | 0.00 | 0.00 | | N/A |
| C1055 Harris County - CAO SPU MM | D7186-JPM | 279,169.61 | 0.00 | 279,169.61 | 279,169.61 | 1,748.15 | 3.400 | N/A |
| TexasCLASS C1055 LGIP | TXCLASSC1055 | 0.00 | 304,073.78 | 0.00 | 0.00 | 1,204.12 | | N/A |

| Description | CUSIP/Ticker | Ending Face Amount/Shares | Beginning MV | Ending MV | Ending BV | Investment Income-BV | Ending YTM @ Cost | Maturity Date |
|--|---------------|---------------------------|----------------|----------------|----------------|----------------------|-------------------|---------------|
| Sub Total/Average C1055 HC - County Atty SPU Fund | | | | | | | | |
| | | 279,169.61 | 304,156.47 | 279,169.61 | 279,169.61 | 2,952.27 | 3.400 | |
| C1056 HC - County Atty SPU Fund - State | | | | | | | | |
| C1056 Harris County - CAO State SPU MM | D1767-JPM | 22,360.06 | 0.00 | 22,360.06 | 22,360.06 | 192.06 | 3.400 | N/A |
| C1056 Co Attny SPU Fund - State Fidelity MMF MM | M8402-FIGXX | 0.00 | 49,883.79 | 0.00 | 0.00 | 149.49 | | N/A |
| Sub Total/Average C1056 HC - County Atty SPU Fund - State | | | | | | | | |
| | | 22,360.06 | 49,883.79 | 22,360.06 | 22,360.06 | 341.55 | 3.400 | |
| C1822 HC - HOT Debt Service Cons | | | | | | | | |
| C1822 HC HOT Debt Svc Cons MM | D2232-JPM | 25,555,606.59 | 0.00 | 25,555,606.59 | 25,555,606.59 | 0.00 | 0.000 | N/A |
| C1822 - HOT Debt Service Cons Fidelity MM | M2860-FIGXX | 0.00 | 1,509,436.36 | 0.00 | 0.00 | 4,560.22 | | N/A |
| Sub Total/Average C1822 HC - HOT Debt Service Cons | | | | | | | | |
| | | 25,555,606.59 | 1,509,436.36 | 25,555,606.59 | 25,555,606.59 | 4,560.22 | 0.000 | |
| C1823 HC - CO Ser 2024 Const | | | | | | | | |
| C1823 HC Perm Imp Tax & Rev CO Ser 24 Const MM | D2570-JPM | 1,928,039.64 | 0.00 | 1,928,039.64 | 1,928,039.64 | 0.00 | 0.000 | N/A |
| LoneStar C1823 LGIP | LONESTARC1823 | 50,625,138.11 | 50,006,996.10 | 50,625,138.11 | 50,625,138.11 | 618,142.01 | 4,646 | N/A |
| C1823 - HC Tax and Rev Ser 2024 Constr Fidelity MM | M3651-FIGXX | 0.00 | 1,476,562.57 | 0.00 | 0.00 | 10,676.62 | | N/A |
| SLGS Demand Deposit C1823 MM | SLGSC1823 | 404,550,050.02 | 401,062,580.65 | 404,550,050.02 | 404,550,050.02 | 3,487,469.37 | 3,340 | N/A |
| Sub Total/Average C1823 HC - CO Ser 2024 Const | | | | | | | | |
| | | 457,103,227.77 | 452,546,139.32 | 457,103,227.77 | 457,103,227.77 | 4,116,288.00 | 3.471 | |
| C3730 HC - Unlimited Tax 2004B Road & Ref | | | | | | | | |
| C3730 Road and Ref Bds Ser 04B Project MM | CADE-D8945 | 6.87 | 460.71 | 6.87 | 6.87 | 0.00 | 0.000 | N/A |
| C3730 Harris County - Road Series 2004B Project MM | D9182-JPM | 38,282.54 | 0.00 | 38,282.54 | 38,282.54 | 66.76 | 3.400 | N/A |
| LoneStar C3730 LGIP | LONESTARC3730 | 0.03 | 6.81 | 0.03 | 0.03 | 0.09 | 4.646 | N/A |
| SLGS Demand Deposit C3730 MM | SLGSC3730 | 0.00 | 49,130.17 | 0.00 | 0.00 | 311.03 | | N/A |
| Sub Total/Average C3730 HC - Unlimited Tax 2004B Road & Ref | | | | | | | | |
| | | 38,289.44 | 49,597.69 | 38,289.44 | 38,289.44 | 377.88 | 3.399 | |
| C3740 HC - Unlimited Tax 2006B Road & Ref | | | | | | | | |
| C3740 Road and Ref Bds Ser 06B Project MM | CADE-D8031 | 0.00 | 650.77 | 0.00 | 0.00 | 0.00 | | N/A |
| C3740 Harris County - Road 2006B Proj Fd MM | D2112-JPM | 5,926.86 | 0.00 | 5,926.86 | 5,926.86 | 169.98 | 3.400 | N/A |
| LOGIC C3740 LGIP | LOGICC3740 | 2,013,097.35 | 2,119,160.65 | 2,013,097.35 | 2,013,097.35 | 24,936.70 | 4.625 | N/A |
| LoneStar C3740 LGIP | LONESTARC3740 | 959,420.20 | 1,054,126.58 | 959,420.20 | 959,420.20 | 12,293.62 | 4.646 | N/A |
| TexasCLASS C3740 LGIP | TXCLASSC3740 | 834,625.09 | 1,334,728.29 | 834,625.09 | 834,625.09 | 12,896.80 | 4.646 | N/A |
| Sub Total/Average C3740 HC - Unlimited Tax 2006B Road & Ref | | | | | | | | |
| | | 3,813,069.50 | 4,508,666.29 | 3,813,069.50 | 3,813,069.50 | 50,297.10 | 4.633 | |
| C8349 HC - Workers Compensation | | | | | | | | |

| Description | CUSIP/Ticker | Ending Face Amount/Shares | Beginning MV | Ending MV | Ending BV | Investment Income-BV | Ending YTM @ Cost | Maturity Date |
|---|---------------|---------------------------|----------------------|----------------------|----------------------|----------------------|-------------------|---------------|
| C8349 Workers Comp MM | CADE-D8064 | 684.00 | 0.00 | 684.00 | 684.00 | 0.00 | 0.000 | N/A |
| C8349 Harris County - Workers Compensation MM | D2039-JPM | 1,736.57 | 0.00 | 1,736.57 | 1,736.57 | 1,918.17 | 3.400 | N/A |
| LOGIC C8349 LGIP | LOGIC8349 | 3,555,933.76 | 3,512,925.27 | 3,555,933.76 | 3,555,933.76 | 43,008.49 | 4.625 | N/A |
| C8349 Workers Comp JPM Sweep MM | M2039-MJGXX | 4,896,613.75 | 0.00 | 4,896,613.75 | 4,896,613.75 | 35,820.11 | 3.987 | N/A |
| C8349 Workers Comp Fidelity MMF MM | M8064-FIGXX | 0.00 | 3,492,571.41 | 0.00 | 0.00 | 12,246.68 | | N/A |
| C8349 US Bank Open CP MM | OPENCPC8349 | 2,064,375.00 | 8,500,000.00 | 2,064,375.00 | 2,064,375.00 | 35,290.30 | 4.000 | N/A |
| TexasCLASS C8349 LGIP | TXCLASSC8349 | 8,969,074.39 | 7,857,520.83 | 8,969,074.39 | 8,969,074.39 | 102,969.55 | 4.646 | N/A |
| T-Note 0.625 10/15/2024 | 91282CDB4 | 0.00 | 1,996,755.98 | 0.00 | 0.00 | 3,915.58 | | 10/15/2024 |
| T-Note 0.625 10/15/2024 | 91282CDB4 | 0.00 | 1,996,755.98 | 0.00 | 0.00 | 3,937.07 | | 10/15/2024 |
| T-Note 2.25 11/15/2024 | 912828G38 | 0.00 | 996,789.60 | 0.00 | 0.00 | 6,250.86 | | 11/15/2024 |
| T-Note 1 12/15/2024 | 91282CDN8 | 0.00 | 1,985,312.50 | 0.00 | 0.00 | 21,280.41 | | 12/15/2024 |
| T-Note 1.125 1/15/2025 | 91282CDS7 | 2,000,000.00 | 1,980,234.38 | 1,997,734.38 | 1,997,036.05 | 25,102.39 | 5.118 | 1/15/2025 |
| T-Bill 0 2/13/2025 | 912797MK0 | 1,000,000.00 | 0.00 | 995,070.00 | 994,789.46 | 11,026.96 | 4.463 | 2/13/2025 |
| BARCLAYS CAPITAL DISC CP 0 3/12/2025 | 06743UQC9 | 2,000,000.00 | 1,959,582.00 | 1,979,728.92 | 1,979,728.91 | 26,642.00 | 5.369 | 3/12/2025 |
| T-Bill 0 3/13/2025 | 912797MT1 | 1,500,000.00 | 0.00 | 1,487,805.00 | 1,487,011.28 | 7,134.65 | 4.471 | 3/13/2025 |
| T-Note 2.625 4/15/2025 | 91282CEH0 | 1,000,000.00 | 0.00 | 995,605.47 | 995,621.76 | 10,160.30 | 4.181 | 4/15/2025 |
| T-Note 2.125 5/15/2025 | 912828XB1 | 3,000,000.00 | 2,960,648.43 | 2,976,679.69 | 2,970,045.75 | 36,635.18 | 4.913 | 5/15/2025 |
| T-Note 2.875 6/15/2025 | 91282CEU1 | 1,000,000.00 | 0.00 | 994,160.16 | 994,417.45 | 10,009.23 | 4.129 | 6/15/2025 |
| T-Note 3 7/15/2025 | 91282CEY3 | 1,000,000.00 | 0.00 | 993,691.41 | 994,662.60 | 9,691.47 | 4.014 | 7/15/2025 |
| T-Note 4.75 7/31/2025 | 91282CHN4 | 1,000,000.00 | 0.00 | 1,002,871.09 | 1,003,983.72 | 9,807.43 | 4.039 | 7/31/2025 |
| T-Note 2 8/15/2025 | 912828K74 | 2,000,000.00 | 0.00 | 1,972,890.62 | 1,970,484.08 | 9,332.58 | 4.428 | 8/15/2025 |
| T-Note 3.5 9/15/2025 | 91282CFK2 | 1,000,000.00 | 0.00 | 994,863.28 | 996,721.35 | 9,740.38 | 3.976 | 9/15/2025 |
| T-Note 4.25 10/15/2025 | 91282CFP1 | 1,000,000.00 | 0.00 | 1,000,488.28 | 1,002,415.12 | 9,634.88 | 3.933 | 10/15/2025 |
| T-Note 4 12/15/2025 | 91282CGA3 | 2,000,000.00 | 0.00 | 1,996,953.12 | 1,992,834.30 | 9,346.85 | 4.385 | 12/15/2025 |
| Sub Total/Average C8349 HC - Workers Compensation | | 38,988,417.47 | 37,239,096.38 | 38,876,958.89 | 38,868,169.30 | 450,901.52 | 4.477 | |
| C9990 HC - Debt Service Constitutional | | | | | | | | |
| C9990 Harris County - Constitutional Cons DS MM | D6956-JPM | 13,569,053.61 | 0.00 | 13,569,053.61 | 13,569,053.61 | 17,791.01 | 3.400 | N/A |
| LoneStar C9990 LGIP | LONESTARC9990 | 7,369,980.69 | 8,674,041.02 | 7,369,980.69 | 7,369,980.69 | 98,439.67 | 4.646 | N/A |
| C9990 Harris County - Const Cons DS Fidelity MM | M8801-FIGXX | 0.00 | 87,111,787.96 | 0.00 | 0.00 | 13,259.07 | | N/A |
| C9990 US Bank Open CP MM | OPENCPC9990 | 0.00 | 0.00 | 0.00 | 0.00 | 42.41 | | N/A |
| Sub Total/Average C9990 HC - Debt Service Constitutional | | 20,939,034.30 | 95,785,828.98 | 20,939,034.30 | 20,939,034.30 | 129,532.16 | 3.839 | |
| C9991 HC - General Fund | | | | | | | | |
| * C9991 Harris County - General Fund MM | D0186-JPM | 3,594,041.88 | 0.00 | 3,594,041.88 | 3,594,041.88 | 64,299.24 | 3.400 | N/A |
| LOGIC C9991 LGIP | LOGIC9991 | 64,778,271.65 | 103,520,386.31 | 64,778,271.65 | 64,778,271.65 | 1,257,885.34 | 4.625 | N/A |
| LoneStar C9991 LGIP | LONESTARC9991 | 13,904,453.13 | 78,028,133.72 | 13,904,453.13 | 13,904,453.13 | 876,319.41 | 4.646 | N/A |

| Description | CUSIP/Ticker | Ending Face Amount/Shares | Beginning MV | Ending MV | Ending BV | Investment Income-BV | Ending YTM @ Cost | Maturity Date |
|---|---------------|------------------------------|-----------------------|-----------------------|-----------------------|-------------------------|----------------------|------------------|
| C9991 General Fund Sweep MM | M0186-OGVXX | 278,392,133.49 | 0.00 | 278,392,133.49 | 278,392,133.49 | 1,695,445.39 | 4.387 | N/A |
| C9991 HC - General Fund FidelityMMF MM | M8029-FIGXX | 17,800,017.12 | 245,587,335.65 | 17,800,017.12 | 17,800,017.12 | 1,247,731.04 | 4.360 | N/A |
| C9991 US Bank Open CP MM | OPENCPC9991 | 0.00 | 25,932,516.11 | 0.00 | 0.00 | 249,274.03 | | N/A |
| TexasCLASS C9991 LGIP | TXCLASSC9991 | 48,457,854.17 | 127,568,588.66 | 48,457,854.17 | 48,457,854.17 | 889,265.51 | 4.646 | N/A |
| T-Bill 0 10/8/2024 | 912797LS4 | 0.00 | 59,945,385.60 | 0.00 | 0.00 | 61,622.30 | | 10/8/2024 |
| T-Bill 0 10/17/2024 | 912797KU0 | 0.00 | 99,792,000.00 | 0.00 | 0.00 | 226,666.67 | | 10/17/2024 |
| Unity Bank 4662 IntraFi 3.9 1/2/2025 | UNITYBANK6484 | 1,522,145.38 | 1,507,256.47 | 1,522,145.38 | 1,522,145.38 | 14,888.88 | 3.900 | 1/2/2025 |
| Unity Bank 4662 IntraFi 3.9 1/2/2025 | UNITYBANK6492 | 541,945.35 | 536,644.30 | 541,945.35 | 541,945.35 | 5,301.05 | 3.900 | 1/2/2025 |
| Unity Bank 4662 IntraFi 3.9 1/2/2025 | UNITYBANK7392 | 2,097,378.74 | 2,076,863.39 | 2,097,378.74 | 2,097,378.74 | 20,515.35 | 3.900 | 1/2/2025 |
| Unity Bank 4662 IntraFi 0.747 1/2/2025 | UNITYBANK8568 | 1,124,844.61 | 1,122,728.03 | 1,124,844.61 | 1,124,844.61 | 2,116.58 | 0.747 | 1/2/2025 |
| Sub Total/Average C9991 HC - General Fund | | 432,213,085.52 | 745,617,838.24 | 432,213,085.52 | 432,213,085.52 | 6,611,330.79 | 4.437 | |
| C9993 HC - Debt Service CP Series A | | | | | | | | |
| C9993 CP Notes Debt Service MM | CADE-D8015 | 0.00 | 0.00 | 0.00 | 0.00 | 0.00 | | N/A |
| C9993 Harris County - CP Debt Service MM | D2187-JPM | 9,469,105.81 | 0.00 | 9,469,105.81 | 9,469,105.81 | 13,410.05 | 3.400 | N/A |
| LoneStar C9993 LGIP | LONESTARC9993 | 53,249.81 | 1,949.00 | 53,249.81 | 53,249.81 | 8,300.81 | 4.646 | N/A |
| C9993 HC - CP Debt Service Fidelity MM | M8015-FIGXX | 0.00 | 2,528,704.52 | 0.00 | 0.00 | 6,636.74 | | N/A |
| SLGS Demand Deposit C9993 MM | SLGSC9993 | 3,233,015.92 | 3,999,615.67 | 3,233,015.92 | 3,233,015.92 | 33,400.25 | 3.340 | N/A |
| Sub Total/Average C9993 HC - Debt Service CP Series A | | 12,755,371.54 | 6,530,269.19 | 12,755,371.54 | 12,755,371.54 | 61,747.85 | 3.390 | |
| C9994 HC - Debt Service Road | | | | | | | | |
| C9994 Harris County - Road Debt Service MM | D0116-JPM | 12,529,685.88 | 0.00 | 12,529,685.88 | 12,529,685.88 | 43,065.93 | 3.400 | N/A |
| C9994 HC Debt Service Road Fidelity MM | M8870-FIGXX | 0.00 | 63,834,344.09 | 0.00 | 0.00 | 20,900.61 | | N/A |
| C9994 US Bank Open CP MM | OPENCPC9994 | 0.00 | 0.00 | 0.00 | 0.00 | 34.29 | | N/A |
| Sub Total/Average C9994 HC - Debt Service Road | | 12,529,685.88 | 63,834,344.09 | 12,529,685.88 | 12,529,685.88 | 64,000.83 | 3.400 | |
| F3331 Flood Control - TWDB G1001387 Escrow | | | | | | | | |
| F3331 FCD TWDB G1001387 Escr Fidelity MMF MM | M8900-FIGXX | 4,337,382.04 | 4,286,012.90 | 4,337,382.04 | 4,337,382.04 | 49,932.41 | 4.360 | N/A |
| Sub Total/Average F3331 Flood Control - TWDB G1001387 Escrow | | 4,337,382.04 | 4,286,012.90 | 4,337,382.04 | 4,337,382.04 | 49,932.41 | 4.360 | |
| F3332 Flood Control - TWDB G1001481 Escrow | | | | | | | | |
| F3332 Flood Control -TWDB G1001481 Escrow Fidelity | M3231-FIGXX | 1,387,907.05 | 1,371,469.58 | 1,387,907.05 | 1,387,907.05 | 15,977.73 | 4.360 | N/A |
| Sub Total/Average F3332 Flood Control - TWDB G1001481 Escrow | | 1,387,907.05 | 1,371,469.58 | 1,387,907.05 | 1,387,907.05 | 15,977.73 | 4.360 | |
| F3333 Flood Control - TWDB G1001546 Escrow | | | | | | | | |
| F3333 Flood Control -TWDB G1001546 Escrow Fidelity | M6796-FIGXX | 11,087,339.24 | 10,956,027.99 | 11,087,339.24 | 11,087,339.24 | 127,638.62 | 4.360 | N/A |

| Description | CUSIP/Ticker | Ending Face Amount/Shares | Beginning MV | Ending MV | Ending BV | Investment Income-BV | Ending YTM @ Cost | Maturity Date |
|---|--------------|------------------------------|----------------------|----------------------|----------------------|-------------------------|----------------------|------------------|
| Sub Total/Average F3333 Flood Control - TWDB G1001546 Escrow | | 11,087,339.24 | 10,956,027.99 | 11,087,339.24 | 11,087,339.24 | 127,638.62 | 4.360 | |
| F3334 Flood Control - TWDB G1001737 Escrow | | | | | | | | |
| F3334 Flood Control -Flood Control TWDB G1001737 | D7978-JPM | -190.00 | 0.00 | -190.00 | -190.00 | 0.00 | 1.350 | N/A |
| F3334 Flood Control -TWDB G1001737 Escrow Fidelity | M0830-FIGXX | 12,202,757.35 | 12,058,235.82 | 12,202,757.35 | 12,202,757.35 | 140,479.43 | 4.360 | N/A |
| Sub Total/Average F3334 Flood Control - TWDB G1001737 Escrow | | 12,202,567.35 | 12,058,235.82 | 12,202,567.35 | 12,202,567.35 | 140,479.43 | 4.360 | |
| F3335 Flood Control - TWDB G1001735 Escrow | | | | | | | | |
| F3335 Flood Control -Flood Control TWDB G1001735 | D8232-JPM | -190.00 | 0.00 | -190.00 | -190.00 | 0.00 | 1.350 | N/A |
| F3335 Flood Control -TWDB G1001735 Escrow Fidelity | M0848-FIGXX | 17,185,549.97 | 16,982,015.46 | 17,185,549.97 | 17,185,549.97 | 197,841.88 | 4.360 | N/A |
| Sub Total/Average F3335 Flood Control - TWDB G1001735 Escrow | | 17,185,359.97 | 16,982,015.46 | 17,185,359.97 | 17,185,359.97 | 197,841.88 | 4.360 | |
| F3336 Flood Control - TWDB G1001736 Escrow | | | | | | | | |
| F3336 Flood Control -Flood Control TWDB G1001736 | D8356-JPM | -190.00 | 0.00 | -190.00 | -190.00 | 0.00 | 1.350 | N/A |
| F3336 Flood Control -TWDB G1001736 Escrow Fidelity | M0855-FIGXX | 10,168,964.49 | 10,048,529.87 | 10,168,964.49 | 10,168,964.49 | 117,066.21 | 4.360 | N/A |
| Sub Total/Average F3336 Flood Control - TWDB G1001736 Escrow | | 10,168,774.49 | 10,048,529.87 | 10,168,774.49 | 10,168,774.49 | 117,066.21 | 4.360 | |
| F3337 Flood Control - TWDB G1001738 Escrow | | | | | | | | |
| F3337 Flood Control -Flood Control TWDB G1001738 | D8679-JPM | -190.00 | 0.00 | -190.00 | -190.00 | 0.00 | 1.350 | N/A |
| F3337 Flood Control -TWDB G1001738 Escrow Fidelity | M0863-FIGXX | 18,304,136.05 | 18,087,353.75 | 18,304,136.05 | 18,304,136.05 | 210,719.15 | 4.360 | N/A |
| Sub Total/Average F3337 Flood Control - TWDB G1001738 Escrow | | 18,303,946.05 | 18,087,353.75 | 18,303,946.05 | 18,303,946.05 | 210,719.15 | 4.360 | |
| F4211 Flood Control - Contract Tax DS | | | | | | | | |
| F4211 HC Flood Contract Tax Debt Svc MM | CADE-D4149 | 0.00 | 39,677,039.55 | 0.00 | 0.00 | 0.00 | | N/A |
| F4211 HC FCD - Contract Tax Debt Service MM | D9396-JPM | 296.99 | 0.00 | 296.99 | 296.99 | 2.07 | 3.400 | N/A |
| TexasCLASS F4211 LGIP | TXCLASSF4211 | 8,336.61 | 8,234.80 | 8,336.61 | 8,336.61 | 101.81 | 4.646 | N/A |
| Sub Total/Average F4211 Flood Control - Contract Tax DS | | 8,633.60 | 39,685,274.35 | 8,633.60 | 8,633.60 | 103.88 | 4.603 | |
| F4212 Flood Control - CP Series H-2 | | | | | | | | |
| F4212 FCD CP Ser H-2 Constr. MM | CADE-D1334 | 0.00 | 882.43 | 0.00 | 0.00 | 0.00 | | N/A |
| F4212 FCD CP Ser H-2 Proj Fd MM | D9505-JPM | 9,731.37 | 0.00 | 9,731.37 | 9,731.37 | 873.63 | 3.400 | N/A |
| Sub Total/Average F4212 Flood Control - CP Series H-2 | | 9,731.37 | 882.43 | 9,731.37 | 9,731.37 | 873.63 | 3.400 | |

| Description | CUSIP/Ticker | Ending Face Amount/Shares | Beginning MV | Ending MV | Ending BV | Investment Income-BV | Ending YTM @ Cost | Maturity Date |
|--|---------------|------------------------------|-----------------------|-----------------------|-----------------------|-------------------------|----------------------|------------------|
| F4213 Flood Control - CP Series H | | | | | | | | |
| F4213 HC FCD - CP Series H Proj Fd MM | D9859-JPM | 5,432.45 | 0.00 | 5,432.45 | 5,432.45 | 11,147.87 | 3.400 | N/A |
| F4213 Flood Control -Series H CP Fidelity MM | M4601-FIGXX | 0.00 | 37,591,357.19 | 0.00 | 0.00 | 109,798.30 | | N/A |
| F4213 Flood Control - Series H CP Sweep MM | M9859-MJGXX | 14,579,839.42 | 0.00 | 14,579,839.42 | 14,579,839.42 | 142,868.87 | 3.987 | N/A |
| SLGS Demand Deposit F4213 MM | SLGSF4213 | 161,993,250.47 | 160,596,769.34 | 161,993,250.47 | 161,993,250.47 | 1,396,481.13 | 3.340 | N/A |
| TexasCLASS F4213 LGIP | TXCLASSF4213 | 14,001,944.02 | 0.00 | 14,001,944.02 | 14,001,944.02 | 146,944.02 | 4.646 | N/A |
| Sub Total/Average F4213 Flood Control - CP Series H | | 190,580,466.36 | 198,188,126.53 | 190,580,466.36 | 190,580,466.36 | 1,807,240.19 | 3.485 | |
| F4214 Flood Control - CP Debt Svc Pool | | | | | | | | |
| F4214 HC FCD - CP Debt Service MM | D9735-JPM | 8,392,533.44 | 0.00 | 8,392,533.44 | 8,392,533.44 | 42,316.05 | 3.400 | N/A |
| LoneStar F4214 LGIP | LONESTARF4214 | 16,798,196.47 | 16,593,087.49 | 16,798,196.47 | 16,798,196.47 | 205,108.98 | 4.646 | N/A |
| F4214 Flood Control -CP DS Pool Fidelity MM | M4654-FIGXX | 0.00 | 3,691,115.97 | 0.00 | 0.00 | 11,135.08 | | N/A |
| Sub Total/Average F4214 Flood Control - CP Debt Svc Pool | | 25,190,729.91 | 20,284,203.46 | 25,190,729.91 | 25,190,729.91 | 258,560.11 | 4.231 | |
| F5103 Flood Control - Army Corps of Engineers | | | | | | | | |
| F5103 ACE Clear Creek Escrow MM | CADE-D0385 | 531.24 | 531.24 | 531.24 | 531.24 | 0.00 | 0.000 | N/A |
| F5103 Flood Control -ACE Sims Bayou Project Escr | M0378-FIGXX | 27,237.65 | 26,915.06 | 27,237.65 | 27,237.65 | 313.56 | 4.360 | N/A |
| Sub Total/Average F5103 Flood Control - Army Corps of Engineers | | 27,768.89 | 27,446.30 | 27,768.89 | 27,768.89 | 313.56 | 4.277 | |
| F9992 Flood Control - General Fund | | | | | | | | |
| F9992 HC FCD - General FundMM | D9206-JPM | -2,975.20 | 0.00 | -2,975.20 | -2,975.20 | 1,130.84 | 3.400 | N/A |
| LOGIC F9992 LGIP | LOGICF9992 | 11,061,609.01 | 8,988.04 | 11,061,609.01 | 11,061,609.01 | 52,620.97 | 4.625 | N/A |
| LoneStar F9992 LGIP | LONESTARF9992 | 16,731,073.55 | 16,526,784.14 | 16,731,073.55 | 16,731,073.55 | 204,289.41 | 4.646 | N/A |
| F9992 Flood Control - Gen Fund Fidelity MMF MM | M0224-FIGXX | 984,311.92 | 16,291,606.55 | 984,311.92 | 984,311.92 | 115,039.30 | 4.360 | N/A |
| F9992 Flood Control - General Fund Sweep MM | M9206-OGVXX | 23,432,707.16 | 0.00 | 23,432,707.16 | 23,432,707.16 | 170,342.16 | 4.387 | N/A |
| F9992 US Bank Open CP MM | OPENC PF9992 | 11,000,000.00 | 11,042,384.32 | 11,000,000.00 | 11,000,000.00 | 105,454.05 | 4.000 | N/A |
| TexasCLASS F9992 LGIP | TXCLASSF9992 | 2,236,294.04 | 2,208,974.02 | 2,236,294.04 | 2,236,294.04 | 27,320.02 | 4.646 | N/A |
| T-Bill 0 10/8/2024 | 912797LS4 | 0.00 | 9,990,897.60 | 0.00 | 0.00 | 10,270.38 | | 10/8/2024 |
| BARCLAYS US DISC CP 0 10/9/2024 | 06741FK97 | 0.00 | 9,987,920.00 | 0.00 | 0.00 | 12,015.07 | | 10/9/2024 |
| T-Bill 0 10/24/2024 | 912797KV8 | 0.00 | 9,969,876.40 | 0.00 | 0.00 | 33,384.44 | | 10/24/2024 |
| T-Bill 0 10/29/2024 | 912797LV7 | 0.00 | 9,963,152.80 | 0.00 | 0.00 | 39,390.54 | | 10/29/2024 |
| T-Note 1.5 10/31/2024 | 912828YM6 | 0.00 | 4,986,157.50 | 0.00 | 0.00 | 21,759.83 | | 10/31/2024 |
| NATL SEC CLEARING CORP DISC CP 0 11/5/2024 | 63763PL56 | 0.00 | 9,952,100.00 | 0.00 | 0.00 | 50,140.46 | | 11/5/2024 |
| APPLE INC DISC CP 0 11/20/2024 | 03785DLL8 | 0.00 | 0.00 | 0.00 | 0.00 | 59,632.23 | | 11/20/2024 |
| NOVARTIS FINANCE CORP DISC CP0 12/27/2024 | 6698M4MT6 | 0.00 | 0.00 | 0.00 | 0.00 | 48,552.78 | | 12/27/2024 |

| Description | CUSIP/Ticker | Ending Face Amount/Shares | Beginning MV | Ending MV | Ending BV | Investment Income-BV | Ending YTM @ Cost | Maturity Date |
|--|--------------|---------------------------|----------------------|---------------------|---------------------|----------------------|-------------------|---------------|
| Sub Total/Average F9992 Flood Control - General Fund | | | | | | | | |
| | | 65,443,020.48 | 100,928,841.37 | 65,443,020.48 | 65,443,020.48 | 951,342.48 | 4.437 | |
| F9999 Flood Control - Debt Service | | | | | | | | |
| F9999 FCD Debt Service MM | CADE-D0439 | 0.00 | 38,550,756.11 | 0.00 | 0.00 | 0.00 | | N/A |
| F9999 HC FCD - Consolidated DS MM | D9958-JPM | 8,275,973.86 | 0.00 | 8,275,973.86 | 8,275,973.86 | 23,149.45 | 3.400 | N/A |
| F9999 US Bank Open CP MM | OPENCPF9999 | 0.00 | 0.00 | 0.00 | 0.00 | 18.29 | | N/A |
| TexasCLASS F9999 LGIP | TXCLASSF9999 | 8,712.98 | 8,606.56 | 8,712.98 | 8,712.98 | 106.42 | 4.646 | N/A |
| Sub Total/Average F9999 Flood Control - Debt Service | | 8,284,686.84 | 38,559,362.67 | 8,284,686.84 | 8,284,686.84 | 23,274.16 | 3.401 | |
| J2160 Sheriff -Forfeit Assets Fed UST | | | | | | | | |
| J2160 Fed Forfeit Assets UST MM | CADE-D8470 | 0.00 | 27,818.25 | 0.00 | 0.00 | 0.00 | | N/A |
| J2160 Sheriff - US Tsy Fed Forf Assets MM | D7038-JPM | 27,707.42 | 0.00 | 27,707.42 | 27,707.42 | 181.52 | 3.400 | N/A |
| Sub Total/Average J2160 Sheriff -Forfeit Assets Fed UST | | 27,707.42 | 27,818.25 | 27,707.42 | 27,707.42 | 181.52 | 3.400 | |
| J2162 Sheriff - Forfeit Assets State C59 | | | | | | | | |
| J2162 Sheriff - Ch 59 State Forf Assets MM | D0611-JPM | 128,947.28 | 0.00 | 128,947.28 | 128,947.28 | 1,175.46 | 3.400 | N/A |
| J2162 Sheriff - Forf Assets St C59 Fidelity MMF MM | M8484-FIGXX | 0.00 | 64,348.23 | 0.00 | 0.00 | 194.68 | | N/A |
| TexasCLASS J2162 LGIP | TXCLASSJ2162 | 817,434.63 | 807,448.31 | 817,434.63 | 817,434.63 | 9,986.32 | 4.646 | N/A |
| Sub Total/Average J2162 Sheriff - Forfeit Assets State C59 | | 946,381.91 | 871,796.54 | 946,381.91 | 946,381.91 | 11,356.46 | 4.476 | |
| J2163 Sheriff - HCSO Forfeit Assets Ch 18 | | | | | | | | |
| J2163 Sheriff - Ch 18 State Forf Assets MM | D1163-JPM | 192,870.60 | 0.00 | 192,870.60 | 192,870.60 | 1,277.83 | 3.400 | N/A |
| J2163 St Forf Assets C18 Fidelity MMF MM | M8485-FIGXX | 0.00 | 190,279.30 | 0.00 | 0.00 | 525.35 | | N/A |
| Sub Total/Average J2163 Sheriff - HCSO Forfeit Assets Ch 18 | | 192,870.60 | 190,279.30 | 192,870.60 | 192,870.60 | 1,803.18 | 3.400 | |
| J2164 Sheriff - Fed Forfeit Assets US Justice | | | | | | | | |
| J2164 State Forfeit Assets USJ DDA MM | CADE-D8477 | 0.00 | 280,334.55 | 0.00 | 0.00 | 0.00 | | N/A |
| J2164 Sheriff - US Justice Fed Forf Assets MM | D1262-JPM | 423,828.61 | 0.00 | 423,828.61 | 423,828.61 | 2,748.56 | 3.400 | N/A |
| Sub Total/Average J2164 Sheriff - Fed Forfeit Assets US Justice | | 423,828.61 | 280,334.55 | 423,828.61 | 423,828.61 | 2,748.56 | 3.400 | |
| J2165 Sheriff - HCSO Forfeit Assets Ch 47 | | | | | | | | |
| J2165 State Forfeit Assets C47 MM | CADE-D1154 | 0.00 | 245.91 | 0.00 | 0.00 | 0.00 | | N/A |
| J2165 Sheriff - Ch 47 State Forf Assets MM | D9166-JPM | 247.50 | 0.00 | 247.50 | 247.50 | 1.59 | 3.400 | N/A |
| TexasCLASS J2165 LGIP | TXCLASSJ2165 | 96,821.31 | 95,638.47 | 96,821.31 | 96,821.31 | 1,182.84 | 4.646 | N/A |
| Sub Total/Average J2165 Sheriff - HCSO Forfeit Assets Ch 47 | | 97,068.81 | 95,884.38 | 97,068.81 | 97,068.81 | 1,184.43 | 4.643 | |
| J2166 Sheriff - HCSO State Forfeit Assets | | | | | | | | |

| Description | CUSIP/Ticker | Ending Face Amount/Shares | Beginning MV | Ending MV | Ending BV | Investment Income-BV | Ending YTM @ Cost | Maturity Date |
|--|---------------|---------------------------|----------------------|----------------------|----------------------|----------------------|-------------------|---------------|
| J2166 Sheriff - HIDTA State Forf Assets MM | D9952-JPM | 379,136.27 | 0.00 | 379,136.27 | 379,136.27 | 2,847.36 | 3.400 | N/A |
| J2166 HC Sheriff St Forf Assets - HIDT MMFMM | M8490-FIGXX | 0.00 | 373,533.65 | 0.00 | 0.00 | 1,031.44 | | N/A |
| Sub Total/Average J2166 Sheriff - HCSO State Forfeit Assets | | 379,136.27 | 373,533.65 | 379,136.27 | 379,136.27 | 3,878.80 | 3.400 | |
| J2167 Sheriff - SO Inmate Trust | | | | | | | | |
| J2167 SO Inmate Trust MM | D8799-JPM | 1,114,061.48 | 0.00 | 1,114,061.48 | 1,114,061.48 | 0.00 | 0.000 | N/A |
| Sub Total/Average J2167 Sheriff - SO Inmate Trust | | 1,114,061.48 | 0.00 | 1,114,061.48 | 1,114,061.48 | 0.00 | 0.000 | |
| J5060 Sheriff - Commissary | | | | | | | | |
| J5060 CommissaryMM | CADE-D3003 | 388,987.29 | 0.00 | 388,987.29 | 388,987.29 | 0.00 | 0.000 | N/A |
| J5060 Sheriff - Commissary MM | D8351-JPM | 2,192,184.43 | 0.00 | 2,192,184.43 | 2,192,184.43 | 41,061.86 | 3.400 | N/A |
| LOGIC J5060 LGIP | LOGICJ5060 | 9,488,812.31 | 6,536,995.47 | 9,488,812.31 | 9,488,812.31 | 97,216.84 | 4.625 | N/A |
| LoneStar J5060 LGIP | LONESTARJ5060 | 1,504,444.23 | 0.00 | 1,504,444.23 | 1,504,444.23 | 4,444.23 | 4.646 | N/A |
| J5060 Sheriff Department Commissary Fidelity MM | M3003-FIGXX | 0.00 | 5,584,319.25 | 0.00 | 0.00 | 21,890.70 | | N/A |
| J5060 US Bank Open CP MM | OPENCJP5060 | 1,008,750.00 | 1,055,712.73 | 1,008,750.00 | 1,008,750.00 | 7,885.71 | 4.000 | N/A |
| T-Note 0.625 10/15/2024 | 91282CDB4 | 0.00 | 998,377.99 | 0.00 | 0.00 | 1,968.54 | | 10/15/2024 |
| T-Note 1.5 10/31/2024 | 91282YM6 | 0.00 | 997,231.50 | 0.00 | 0.00 | 4,410.77 | | 10/31/2024 |
| T-Note 0.75 11/15/2024 | 91282CDH1 | 0.00 | 994,999.58 | 0.00 | 0.00 | 6,544.29 | | 11/15/2024 |
| T-Note 2.125 11/30/2024 | 9128283J7 | 0.00 | 1,991,328.12 | 0.00 | 0.00 | 17,271.47 | | 11/30/2024 |
| T-Note 1.75 12/31/2024 | 912828YY0 | 0.00 | 992,812.50 | 0.00 | 0.00 | 12,991.92 | | 12/31/2024 |
| T-Note 2.5 1/31/2025 | 9128283V0 | 1,000,000.00 | 993,289.06 | 998,652.34 | 998,148.36 | 11,745.21 | 4.766 | 1/31/2025 |
| T-Note 1.375 1/31/2025 | 912828Z52 | 1,000,000.00 | 989,628.91 | 997,714.84 | 996,817.47 | 12,882.42 | 5.317 | 1/31/2025 |
| T-Note 1.125 2/28/2025 | 912828ZC7 | 1,000,000.00 | 986,484.38 | 995,078.12 | 993,719.04 | 12,653.15 | 5.199 | 2/28/2025 |
| FHLB 5.125 3/14/2025 | 3130AWT59 | 1,000,000.00 | 1,002,729.62 | 1,001,120.00 | 999,775.38 | 13,237.93 | 5.231 | 3/14/2025 |
| T-Note 1.75 3/15/2025 | 91282CED9 | 1,000,000.00 | 988,486.33 | 994,960.94 | 993,364.32 | 12,697.27 | 5.184 | 3/15/2025 |
| T-Note 2.625 4/15/2025 | 91282CEH0 | 1,000,000.00 | 991,375.00 | 995,605.47 | 995,105.66 | 10,958.32 | 4.368 | 4/15/2025 |
| Sub Total/Average J5060 Sheriff - Commissary | | 20,583,178.26 | 25,103,770.44 | 20,566,309.97 | 20,560,108.49 | 289,860.63 | 4.485 | |
| J5102 Sheriff - Special Investigative Fnd | | | | | | | | |
| J5102 Spcl Invest Fund MM | CADE-D3024 | 0.00 | 403.40 | 0.00 | 0.00 | 0.00 | | N/A |
| J5102 Sheriff - Special Investigations MM | D8575-JPM | 406.05 | 0.00 | 406.05 | 406.05 | 2.65 | 3.400 | N/A |
| LoneStar J5102 LGIP | LONESTARJ5102 | 88,596.75 | 87,514.98 | 88,596.75 | 88,596.75 | 1,081.77 | 4.646 | N/A |
| Sub Total/Average J5102 Sheriff - Special Investigative Fnd | | 89,002.80 | 87,918.38 | 89,002.80 | 89,002.80 | 1,084.42 | 4.640 | |
| K8201 Toll Road - Sr Ln Debt Service Reserve | | | | | | | | |
| K8201 HCTRA Sr Ln Rev DSR MMF MM | BKNY1922 | 5,773,435.63 | 3,443,730.94 | 5,773,435.63 | 5,773,435.63 | 50,409.82 | 4.370 | N/A |
| DUBLIN OH CITY SCH DIST 5 12/1/2024 | 26371GWV8 | 0.00 | 1,840,101.30 | 0.00 | 0.00 | 9,795.82 | | 12/1/2024 |
| BLOOMFIELD CT 4.25 1/28/2025 | 093851ZA4 | 10,750,000.00 | 10,787,087.50 | 10,753,977.50 | 10,759,170.58 | 84,086.86 | 3.100 | 1/28/2025 |

| Description | CUSIP/Ticker | Ending Face Amount/Shares | Beginning MV | Ending MV | Ending BV | Investment Income-BV | Ending YTM @ Cost | Maturity Date |
|---|--------------|------------------------------|----------------------|----------------------|----------------------|-------------------------|----------------------|------------------|
| LYNDHURST TWP NJ 4.25 1/30/2025 | 551324KT2 | 10,000,000.00 | 10,029,100.00 | 10,005,100.00 | 10,008,259.39 | 81,228.35 | 3.180 | 1/30/2025 |
| NORTH MIDDLESEX MA REGL SCH DIST 4.25 1/30/2025 | 661139NS0 | 10,721,711.00 | 10,753,232.83 | 10,728,251.24 | 10,731,537.76 | 85,048.54 | 3.100 | 1/30/2025 |
| DALLAS TX ISD 5 2/15/2025 | 235308M59 | 2,100,000.00 | 2,114,868.00 | 2,103,801.00 | 2,104,897.34 | 16,746.99 | 3.087 | 2/15/2025 |
| BATAVIA NY BANS 4.5 4/24/2025 | 070419MX1 | 7,080,000.00 | 7,131,330.00 | 7,097,629.20 | 7,103,362.05 | 61,514.57 | 3.401 | 4/24/2025 |
| SAN FRANCISCO CITY & CO CA GO 5 6/15/2025 | 79773KJA3 | 2,000,000.00 | 2,033,920.00 | 2,023,083.46 | 2,023,083.45 | 12,484.53 | 2.350 | 6/15/2025 |
| SAUQUOIT VLY NY CENTRL SCH DIST 4.25 6/20/2025 | 804515EV2 | 7,000,000.00 | 7,058,100.00 | 7,022,400.00 | 7,023,865.56 | 62,285.90 | 3.495 | 6/20/2025 |
| NEW BRAUNFELS TX UTIL REV 5 7/1/2025 | 642577ZR4 | 1,080,000.00 | 1,096,524.00 | 1,089,622.80 | 1,090,532.72 | 8,325.77 | 2.992 | 7/1/2025 |
| UNIV OF TEXAS 5 7/1/2025 | 915130AG3 | 1,000,000.00 | 1,015,930.00 | 1,008,580.00 | 1,010,148.00 | 7,509.13 | 2.918 | 7/1/2025 |
| NORTH EAST ISD TX UT GO 3 8/1/2025 | 659155PM1 | 290,000.00 | 290,058.00 | 289,611.40 | 291,577.42 | 1,517.85 | 2.029 | 8/1/2025 |
| DUBLIN OH CITY SCH DIST 5 12/1/2025 | 26371GWW6 | 4,065,000.00 | 4,176,787.50 | 4,135,446.45 | 4,141,237.34 | 30,377.57 | 2.886 | 12/1/2025 |
| DALLAS TX ISD 5 2/15/2026 | 235308M67 | 2,000,000.00 | 2,066,280.00 | 2,045,766.92 | 2,045,766.91 | 15,033.12 | 2.876 | 2/15/2026 |
| TEXAS ST TRANSPRTN COMMISSION 5 4/1/2026 | 882830BL5 | 10,000,000.00 | 10,374,100.00 | 10,266,109.80 | 10,266,109.82 | 72,582.07 | 2.790 | 4/1/2026 |
| NEW BRAUNFELS TX UTIL REV 5 7/1/2026 | 642577ZS2 | 435,000.00 | 452,939.40 | 448,847.26 | 448,847.26 | 3,168.94 | 2.791 | 7/1/2026 |
| UNIV OF TEXAS5 7/1/2026 | 915130AH1 | 1,000,000.00 | 1,042,720.00 | 1,029,590.00 | 1,032,459.78 | 7,179.47 | 2.754 | 7/1/2026 |
| SAN DIEGO CA CMNTY CLG DIST 5 8/1/2026 | 797272SA0 | 500,000.00 | 525,175.00 | 518,290.00 | 519,559.34 | 3,206.20 | 2.431 | 8/1/2026 |
| HURST EULESS BEDFORD TX ISD 5 8/15/2026 | 447819JT1 | 1,000,000.00 | 1,048,200.00 | 1,031,800.00 | 1,034,841.83 | 7,215.12 | 2.763 | 8/15/2026 |
| Sub Total/Average K8201 Toll Road - Sr Ln Debt Service Reserve | | 76,795,146.63 | 77,280,184.47 | 77,371,342.66 | 77,408,692.18 | 619,716.62 | 3.164 | |
| K8202 Toll Road - First Ln Rev Debt Service Reserv | | | | | | | | |
| K8202 HCTRA First Ln DSR MMF MM | BKNY1923 | 5,776,394.77 | 5,455,209.86 | 5,776,394.77 | 5,776,394.77 | 66,515.39 | 4.370 | N/A |
| BATAVIA NY BANS 4.5 4/24/2025 | 070419MX1 | 7,080,000.00 | 7,131,330.00 | 7,097,629.20 | 7,103,362.05 | 61,514.57 | 3.401 | 4/24/2025 |
| AVERILL PARK NY CENTRL SCH DIST 4.25 6/20/2025 | 053591JF1 | 16,000,000.00 | 16,144,320.00 | 16,059,040.00 | 16,054,101.10 | 142,610.65 | 3.501 | 6/20/2025 |
| SAUQUOIT VLY NY CENTRL SCH DIST 4.25 6/20/2025 | 804515EV2 | 3,740,000.00 | 3,771,042.00 | 3,751,968.00 | 3,752,751.03 | 33,278.47 | 3.495 | 6/20/2025 |
| TEXAS ST TRANSPRTN COMMISSION 5 4/1/2027 | 882830BM3 | 10,000,000.00 | 10,627,300.00 | 10,506,413.50 | 10,506,413.48 | 69,571.77 | 2.640 | 4/1/2027 |
| Sub Total/Average K8202 Toll Road - First Ln Rev Debt Service Reserv | | 42,596,394.77 | 43,129,201.86 | 43,191,445.47 | 43,193,022.43 | 373,490.85 | 3.388 | |
| K8203 Toll Road - Sr Ln Rev Debt Service | | | | | | | | |
| K8203 HCTRA Sr Ln Rev DS MMF MM | BKNY1924 | 48,289,490.93 | 2,710,830.26 | 48,289,490.93 | 48,289,490.93 | 311,202.77 | 4.370 | N/A |
| Sub Total/Average K8203 Toll Road - Sr Ln Rev Debt Service | | 48,289,490.93 | 2,710,830.26 | 48,289,490.93 | 48,289,490.93 | 311,202.77 | 4.370 | |
| K8204 Toll Road - First Ln Rev Debt Service | | | | | | | | |
| K8204 HCTRA First Ln DS MMF MM | BKNY1926 | 64,143,145.49 | 902,693.05 | 64,143,145.49 | 64,143,145.49 | 398,694.65 | 4.370 | N/A |
| Sub Total/Average K8204 Toll Road - First Ln Rev Debt Service | | 64,143,145.49 | 902,693.05 | 64,143,145.49 | 64,143,145.49 | 398,694.65 | 4.370 | |

| Description | CUSIP/Ticker | Ending Face Amount/Shares | Beginning MV | Ending MV | Ending BV | Investment Income-BV | Ending YTM @ Cost | Maturity Date |
|---|--------------|---------------------------|-----------------------|----------------------|----------------------|----------------------|-------------------|---------------|
| K8205 Toll Road - Tax Sub Ln Rev Debt Service | | | | | | | | |
| K8205 HCTRA Subordinate Ln Rev DS MMF MM | BKNY1927 | 9,412,624.72 | 737,839.79 | 9,412,624.72 | 9,412,624.72 | 61,799.23 | 4.370 | N/A |
| Sub Total/Average K8205 Toll Road - Tax Sub Ln Rev Debt Service | | 9,412,624.72 | 737,839.79 | 9,412,624.72 | 9,412,624.72 | 61,799.23 | 4.370 | |
| K8206 Toll Road - CP Ser K Debt Svc | | | | | | | | |
| K8206 - Toll Road - CP Series K Debt Svc MM | BKNY7289 | 54,273.03 | 9,595.06 | 54,273.03 | 54,273.03 | 1,174.72 | 4.370 | N/A |
| Sub Total/Average K8206 Toll Road - CP Ser K Debt Svc | | 54,273.03 | 9,595.06 | 54,273.03 | 54,273.03 | 1,174.72 | 4.370 | |
| P2010 Fire Marshall - State Forfeit Assets Ch 59 | | | | | | | | |
| P2010 Fire Marshall State Forfeit Assets C59 MM | CADE-D3438 | 0.00 | 10.34 | 0.00 | 0.00 | 0.00 | | N/A |
| P2010 Fire Marshall - Ch 59 State Forf MM | D6782-JPM | 10.40 | 0.00 | 10.40 | 10.40 | 0.06 | 3.400 | N/A |
| TexasCLASS P2010 LGIP | TXCLASSP2010 | 2,438.88 | 2,409.08 | 2,438.88 | 2,438.88 | 29.80 | 4.646 | N/A |
| Sub Total/Average P2010 Fire Marshall - State Forfeit Assets Ch 59 | | 2,449.28 | 2,419.42 | 2,449.28 | 2,449.28 | 29.86 | 4.641 | |
| P2011 Fire Marshall - State Forfeit Assets Ch 18 | | | | | | | | |
| P2011 Fire Marshall State Forfeit Assets C18 MM | CADE-D3439 | 0.00 | 434.01 | 0.00 | 0.00 | 0.00 | | N/A |
| P2011 Fire Marshall - Ch 18 State Forf MM | D6907-JPM | 10,686.21 | 0.00 | 10,686.21 | 10,686.21 | 56.58 | 3.400 | N/A |
| TexasCLASS P2011 LGIP | TXCLASSP2011 | 83,118.89 | 82,103.47 | 83,118.89 | 83,118.89 | 1,015.42 | 4.646 | N/A |
| Sub Total/Average P2011 Fire Marshall - State Forfeit Assets Ch 18 | | 93,805.10 | 82,537.48 | 93,805.10 | 93,805.10 | 1,072.00 | 4.504 | |
| R0999 HCTO - Tax Office Refund | | | | | | | | |
| R0999 HCTO - Property Tax RefundMM | D6206-JPM | -679,288.30 | 0.00 | -679,288.30 | -679,288.30 | 2,342.30 | 3.400 | N/A |
| R0999 HCTO Refund Acct Sweep MM | M6206-OGVXX | 37,224,378.94 | 0.00 | 37,224,378.94 | 37,224,378.94 | 96,150.11 | 4.387 | N/A |
| R0999 HCTO - Tax Office Refund Fidelity MMF MM | M7014-FIGXX | 46,856,257.20 | 100,724,768.14 | 46,856,257.20 | 46,856,257.20 | 774,325.47 | 4.360 | N/A |
| Sub Total/Average R0999 HCTO - Tax Office Refund | | 83,401,347.84 | 100,724,768.14 | 83,401,347.84 | 83,401,347.84 | 872,817.88 | 4.380 | |
| R1015 HCTO - Automobile Inventory Tax | | | | | | | | |
| R1015 HCTO - Special Inventory Tax MM | D6792-JPM | 26,464,074.45 | 0.00 | 26,464,074.45 | 26,464,074.45 | 92,705.53 | 3.400 | N/A |
| R1015 HCTO 1999 Automobile Inventory Tax Account F | M7161-FIGXX | 25,155,707.41 | 5,991,456.88 | 25,155,707.41 | 25,155,707.41 | 31,969.31 | 4.360 | N/A |
| R1015 US Bank Open CP MM | OPENCPR1015 | 0.00 | 0.00 | 0.00 | 0.00 | 0.00 | | N/A |
| BARCLAYS BK US DISC CP 0 12/23/2024 | 06741FMP9 | 0.00 | 9,890,570.00 | 0.00 | 0.00 | 123,318.57 | | 12/23/2024 |
| TORONTO DOMINION BK DISC CP 0 12/31/2024 | 89119AMX3 | 0.00 | 9,881,960.00 | 0.00 | 0.00 | 130,657.41 | | 12/31/2024 |
| T-Note 1.75 12/31/2024 | 912828YY0 | 0.00 | 14,892,187.50 | 0.00 | 0.00 | 185,510.80 | | 12/31/2024 |

| Description | CUSIP/Ticker | Ending Face Amount/Shares | Beginning MV | Ending MV | Ending BV | Investment Income-BV | Ending YTM @ Cost | Maturity Date |
|--|--------------|------------------------------|----------------------|-------------------------|-------------------------|-------------------------|----------------------|------------------|
| Sub Total/Average R1015 HCTO - Automobile Inventory Tax | | 51,619,781.86 | 40,656,174.38 | 51,619,781.86 | 51,619,781.86 | 564,161.62 | 3.868 | |
| R1016 HCTO - SOS Ch 19 | | | | | | | | |
| R1016 HCTO - Chapter 19 MM | D6766-JPM | 974.21 | 0.00 | 974.21 | 974.21 | 6.28 | 3.400 | N/A |
| R1016 HCTO SOS Chap 19 Fidelity MM | M7223-FIGXX | 0.00 | 961.04 | 0.00 | 0.00 | 2.90 | | N/A |
| Sub Total/Average R1016 HCTO - SOS Ch 19 | | 974.21 | 961.04 | 974.21 | 974.21 | 9.18 | 3.400 | |
| R4008 HCTO - Tax Office DDA MMF | | | | | | | | |
| R4008 Cert of Title RTS MM | CADE-D7077 | 0.00 | 6,248,701.16 | 0.00 | 0.00 | 0.00 | | N/A |
| R4008 Change Order Acct MM | CADE-D7168 | 14,575.00 | 18,950.00 | 14,575.00 | 14,575.00 | 0.00 | 0.000 | N/A |
| R4008 Misc Refund Acct MM | CADE-D7196 | 2,554.27 | 6,612.26 | 2,554.27 | 2,554.27 | 0.00 | 0.000 | N/A |
| R4008 HCTO - Automobile Credit Card MM | D1063-JPM | 5,627,400.62 | 0.00 | 5,627,400.62 | 5,627,400.62 | 28,715.37 | 3.400 | N/A |
| R4008 HCTO - General Property Tax MM | D1196-JPM | 33,359,806.43 | 0.00 | 33,359,806.43 | 33,359,806.43 | 92,812.94 | 3.400 | N/A |
| R4008 HCTO - Misc RefundsMM | D6677-JPM | 8,816.18 | 0.00 | 8,816.18 | 8,816.18 | 46.43 | 3.400 | N/A |
| * R4008 HCTO - Suspense MM | D6727-JPM | 3,571,140.78 | 0.00 | 3,571,140.78 | 3,571,140.78 | 76,833.90 | 3.400 | N/A |
| R4008 HCTO 2006 Tax Acct Sweep MM | M1196-OGVXX | 1,516,528,673.68 | 0.00 | 1,516,528,673.68 | 1,516,528,673.68 | 1,244,666.53 | 4.387 | N/A |
| R4008 Tax & TTEE R/E Sales Restr Fidelity MMF | M3010-FIGXX | 15,056,707.94 | 15,066,671.50 | 15,056,707.94 | 15,056,707.94 | 174,599.99 | 4.360 | N/A |
| R4008 Suspense Acct Fidelity MMF MM | M7021-FIGXX | 12,374.70 | 115,750.63 | 12,374.70 | 12,374.70 | 2,659.53 | 4.360 | N/A |
| R4008 2006 Tax Acct MMF MM | M7182-FIGXX | 508,944,574.96 | 12,318,409.13 | 508,944,574.96 | 508,944,574.96 | 1,122,751.84 | 4.360 | N/A |
| R4008 Tax & TTEE R/E Sales Dreyfus MMF MM | M7197-DGCXX | 501,996.51 | 502,314.04 | 501,996.51 | 501,996.51 | 5,830.72 | 4.330 | N/A |
| Sub Total/Average R4008 HCTO - Tax Office DDA MMF | | 2,083,628,621.07 | 34,277,408.72 | 2,083,628,621.07 | 2,083,628,621.07 | 2,748,917.25 | 4.360 | |
| R4100 HCTO - 2004 Tax Account | | | | | | | | |
| R4100 HCTO 2004 Tax Acct Sweep MM | M6131-OGVXX | 12,786,947.52 | 0.00 | 12,786,947.52 | 12,786,947.52 | 48,335.29 | 4.387 | N/A |
| R4100 HCTO - 2004 Tax Account Fidelity MM | M7189-FIGXX | 0.00 | 5,711,184.45 | 0.00 | 0.00 | 40,477.31 | | N/A |
| Sub Total/Average R4100 HCTO - 2004 Tax Account | | 12,786,947.52 | 5,711,184.45 | 12,786,947.52 | 12,786,947.52 | 88,812.60 | 4.387 | |
| R4101 HCTO - 2005 Tax Account | | | | | | | | |
| R4101 2005 Tax Acct MM | CADE-D7203 | 70,286.01 | 0.00 | 70,286.01 | 70,286.01 | 0.00 | 0.000 | N/A |
| R4008 HCTO - Misc Fees MM | D9762-JPM | 5.63 | 0.00 | 5.63 | 5.63 | 32.43 | 3.400 | N/A |
| R4101 HCTO - 2005 Tax Account Fidelity MM | M7203-FIGXX | 0.00 | 22,310.16 | 0.00 | 0.00 | 57.60 | | N/A |
| Sub Total/Average R4101 HCTO - 2005 Tax Account | | 70,291.64 | 22,310.16 | 70,291.64 | 70,291.64 | 90.03 | 0.000 | |
| R4102 HCTO - Hot Boat Beer Wine Liquor Fees | | | | | | | | |
| R4008 HCTO - Permit Fees MM | D0271-JPM | 0.19 | 0.00 | 0.19 | 0.19 | 287.06 | 3.400 | N/A |
| R4102 HCTO - Hot Boat Beer Wine Liquor Fees Fidelity | M7175-FIGXX | 135,484.39 | 160,760.89 | 135,484.39 | 135,484.39 | 1,323.02 | 4.360 | N/A |

| Description | CUSIP/Ticker | Ending Face Amount/Shares | Beginning MV | Ending MV | Ending BV | Investment Income-BV | Ending YTM @ Cost | Maturity Date |
|---|--------------|---------------------------|----------------------|----------------------|----------------------|----------------------|-------------------|---------------|
| Sub Total/Average R4102 HCTO - Hot Boat Beer Wine Liquor Fees | | 135,484.58 | 160,760.89 | 135,484.58 | 135,484.58 | 1,610.08 | 4.360 | |
| R4103 HCTO - Auto Highway Rts | | | | | | | | |
| R4008 HCTO - Automobile DMV MM | D0388-JPM | 701,795.14 | 0.00 | 701,795.14 | 701,795.14 | 4,344.63 | 3.400 | N/A |
| R4103 HCTO - Auto Highway Rts Fidelity MM | M7098-FIGXX | 0.00 | 1,277,363.39 | 0.00 | 0.00 | 1,760.53 | | N/A |
| Sub Total/Average R4103 HCTO - Auto Highway Rts | | 701,795.14 | 1,277,363.39 | 701,795.14 | 701,795.14 | 6,105.16 | 3.400 | |
| R4104 HCTO - General Automobile Rts | | | | | | | | |
| R4008 HCTO - General Automobile MM | D0180-JPM | -3,985,834.47 | 0.00 | -3,985,834.47 | -3,985,834.47 | 8,705.01 | 3.400 | N/A |
| R4104 HCTO General Auto Sweep MM | M0180-OGVXX | 20,068,312.44 | 0.00 | 20,068,312.44 | 20,068,312.44 | 213,447.85 | 4.387 | N/A |
| R4104 HCTO - General Automobile Rts Fidelity MM | M7084-FIGXX | 4,400,652.08 | 22,832,435.76 | 4,400,652.08 | 4,400,652.08 | 279,648.93 | 4.360 | N/A |
| Sub Total/Average R4104 HCTO - General Automobile Rts | | 20,483,130.05 | 22,832,435.76 | 20,483,130.05 | 20,483,130.05 | 501,801.79 | 4.573 | |
| R4105 HCTO - Hotel Motel Special Tax Account | | | | | | | | |
| R4008 HCTO - Hotel TaxMM | D0792-JPM | 65.79 | 0.00 | 65.79 | 65.79 | 8,412.91 | 3.400 | N/A |
| R4105 HCTO - Hotel Motel Special Tax Account Fidel | M7154-FIGXX | 433,339.81 | 223,520.13 | 433,339.81 | 433,339.81 | 44,528.24 | 4.360 | N/A |
| Sub Total/Average R4105 HCTO - Hotel Motel Special Tax Account | | 433,405.60 | 223,520.13 | 433,405.60 | 433,405.60 | 52,941.15 | 4.360 | |
| R4106 HCTO - Motor Vehicle Sales Rts | | | | | | | | |
| R4008 HCTO - Motor Vehicle Sales Tax MM | D0685-JPM | 2,904.54 | 0.00 | 2,904.54 | 2,904.54 | 10,125.18 | 3.400 | N/A |
| R4106 HCTO Motor Vehicle Sales Sweep MM | M0685-OGVXX | 9,882,519.45 | 0.00 | 9,882,519.45 | 9,882,519.45 | 87,209.78 | 4.387 | N/A |
| R4106 HCTO - Motor Vehicle Sales Rts Fidelity MM | M7105-FIGXX | 0.00 | 9,949,954.37 | 0.00 | 0.00 | 20,301.30 | | N/A |
| Sub Total/Average R4106 HCTO - Motor Vehicle Sales Rts | | 9,885,423.99 | 9,949,954.37 | 9,885,423.99 | 9,885,423.99 | 117,636.26 | 4.387 | |
| R4107 HCTO - Prop Tax Overpayments | | | | | | | | |
| R4107 HCTO Prop Tax Overpay Acct Sweep MM | M0537-OGVXX | 60,384,566.81 | 0.00 | 60,384,566.81 | 60,384,566.81 | 204,037.78 | 4.387 | N/A |
| R4107 HCTO - Prop Tax Overpayments Fidelity MM | M7063-FIGXX | 7,579.42 | 38,077,676.06 | 7,579.42 | 7,579.42 | 226,303.80 | 4.360 | N/A |
| Sub Total/Average R4107 HCTO - Prop Tax Overpayments | | 60,392,146.23 | 38,077,676.06 | 60,392,146.23 | 60,392,146.23 | 430,341.58 | 4.387 | |
| X2165 Commissioners Court Ch 59 | | | | | | | | |
| X2165 Comm Crt State Forfeit Assets MM | CADE-D8463 | 0.00 | 0.00 | 0.00 | 0.00 | 0.00 | | N/A |
| X2165 Comm. Court - Ch 59 State Forf Assets MM | D7558-JPM | 40.69 | 0.00 | 40.69 | 40.69 | 0.38 | 3.400 | N/A |
| X2165 Comm Crt Ch 59 Fidelity MMF MM | M8463-FIGXX | 0.00 | 15.33 | 0.00 | 0.00 | 0.05 | | N/A |
| TexasCLASS X2165 LGIP | TXCLASSX2165 | 515,885.79 | 511,177.25 | 515,885.79 | 515,885.79 | 6,308.54 | 4.646 | N/A |

| Description | CUSIP/Ticker | Ending Face Amount/Shares | Beginning MV | Ending MV | Ending BV | Investment Income-BV | Ending YTM @ Cost | Maturity Date |
|---|---------------|------------------------------|---------------------|---------------------|---------------------|-------------------------|----------------------|------------------|
| Sub Total/Average X2165 Commissioners Court Ch 59 | | 515,926.48 | 511,192.58 | 515,926.48 | 515,926.48 | 6,308.97 | 4.646 | |
| Y5912 Metro - Street Improvement | | | | | | | | |
| Y5912 Metro Street Improvement MM | CADE-D8099 | 0.00 | 23.02 | 0.00 | 0.00 | 0.00 | | N/A |
| Y5912 Metro Mobility - Improvement Proj MM | D6873-JPM | 23.17 | 0.00 | 23.17 | 23.17 | 0.15 | 3.400 | N/A |
| LoneStar Y5912 LGIP | LONESTARY5912 | 258,939.79 | 255,778.09 | 258,939.79 | 258,939.79 | 3,161.70 | 4.646 | N/A |
| TexasCLASS Y5912 LGIP | TXCLASSY5912 | 1,138,490.00 | 1,124,581.45 | 1,138,490.00 | 1,138,490.00 | 13,908.55 | 4.646 | N/A |
| Sub Total/Average Y5912 Metro - Street Improvement | | 1,397,452.96 | 1,380,382.56 | 1,397,452.96 | 1,397,452.96 | 17,070.40 | 4.646 | |
| Y5913 Metro - General Mobility Program | | | | | | | | |
| Y5913 Metro Mobility - General MobilityMM | D7012-JPM | 2,286,885.47 | 0.00 | 2,286,885.47 | 2,286,885.47 | 10,474.82 | 3.400 | N/A |
| LOGIC Y5913 LGIP | LOGICY5913 | 1,456,900.21 | 2,441,350.32 | 1,456,900.21 | 1,456,900.21 | 22,549.89 | 4.625 | N/A |
| LoneStar Y5913 LGIP | LONESTARY5913 | 540,260.36 | 533,663.69 | 540,260.36 | 540,260.36 | 6,596.67 | 4.646 | N/A |
| Y5913 Metro General Mobility Program Fidelity MM | M8785-FIGXX | 0.00 | 981,091.73 | 0.00 | 0.00 | 6,325.23 | | N/A |
| Y5913 US Bank Open CP MM | OPENCPY5913 | 8,352,850.00 | 11,755,038.35 | 8,352,850.00 | 8,352,850.00 | 185,988.99 | 4.000 | N/A |
| TexasCLASS Y5913 LGIP | TXCLASSY5913 | 2,641,968.84 | 2,609,692.85 | 2,641,968.84 | 2,641,968.84 | 32,275.99 | 4.646 | N/A |
| BARCLAYS US DISC CP 0 10/15/2024 | 06741FKF3 | 0.00 | 997,980.00 | 0.00 | 0.00 | 2,102.84 | | 10/15/2024 |
| T-Note 0.625 10/15/2024 | 91282CDB4 | 0.00 | 2,995,133.97 | 0.00 | 0.00 | 6,463.17 | | 10/15/2024 |
| BARCLAYS US DISC CP 0 10/30/2024 | 06741FKW6 | 0.00 | 9,959,250.00 | 0.00 | 0.00 | 43,139.18 | | 10/30/2024 |
| BARCLAYS CAPITAL DISC CP 0 11/13/2024 | 06741FLD7 | 0.00 | 4,970,510.00 | 0.00 | 0.00 | 31,212.00 | | 11/13/2024 |
| T-Note 2.25 11/15/2024 | 912828G38 | 0.00 | 2,990,368.80 | 0.00 | 0.00 | 20,014.31 | | 11/15/2024 |
| FHLB 5.44 12/13/2024 | 3130AXKF4 | 0.00 | 3,003,442.47 | 0.00 | 0.00 | 33,093.33 | | 12/13/2024 |
| T-Note 1.75 12/31/2024 | 912828YY0 | 0.00 | 4,964,062.50 | 0.00 | 0.00 | 61,703.07 | | 12/31/2024 |
| FHLB 4.125 1/23/2025-22 | 3130AT6L6 | 3,000,000.00 | 2,994,305.16 | 2,998,980.00 | 3,000,000.00 | 31,281.25 | 4.125 | 1/23/2025 |
| T-Note 4.125 1/31/2025 | 91282CGG0 | 3,000,000.00 | 0.00 | 2,999,531.25 | 2,998,889.80 | 31,355.83 | 4.546 | 1/31/2025 |
| T-Note 2 2/15/2025 | 912828J27 | 3,000,000.00 | 2,971,962.90 | 2,991,445.31 | 2,987,673.81 | 39,652.39 | 5.434 | 2/15/2025 |
| BARCLAYS CAPITAL DISC CP 0 2/20/2025 | 06743UPL0 | 5,000,000.00 | 4,910,155.00 | 4,965,652.55 | 4,965,652.56 | 63,199.29 | 5.051 | 2/20/2025 |
| BARCLAYS CAPITAL DISC CP 0 3/12/2025 | 06743UQC9 | 10,000,000.00 | 9,797,910.00 | 9,898,644.60 | 9,898,644.56 | 133,210.00 | 5.369 | 3/12/2025 |
| FHLB 5.125 3/14/2025 | 3130AWT59 | 3,000,000.00 | 3,008,188.86 | 3,003,360.00 | 2,999,326.15 | 39,713.82 | 5.231 | 3/14/2025 |
| FHLMC 3.75 4/28/2025-23 | 3134GXK29 | 5,000,000.00 | 4,982,415.45 | 4,988,300.00 | 5,000,293.53 | 47,166.97 | 3.732 | 4/28/2025 |
| FHLMC 3.75 4/28/2025-23 | 3134GXK29 | 2,000,000.00 | 1,992,966.18 | 1,995,320.00 | 2,000,000.00 | 18,958.33 | 3.750 | 4/28/2025 |
| T-Note 0.375 4/30/2025 | 912828ZL7 | 3,000,000.00 | 2,932,664.07 | 2,962,148.44 | 2,959,227.16 | 34,365.27 | 4.701 | 4/30/2025 |
| T-Note 2.125 5/15/2025 | 912828XB1 | 3,000,000.00 | 2,960,648.43 | 2,976,679.69 | 2,971,182.18 | 35,854.95 | 4.843 | 5/15/2025 |
| T-Note 0.25 5/31/2025 | 912828ZT0 | 5,000,000.00 | 4,870,859.35 | 4,919,726.56 | 4,912,008.70 | 57,115.89 | 4.643 | 5/31/2025 |
| T-Note 2.875 6/15/2025 | 91282CEU1 | 4,000,000.00 | 3,963,781.24 | 3,976,640.63 | 3,970,978.31 | 45,019.03 | 4.539 | 6/15/2025 |
| T-Note 0.25 6/30/2025 | 912828ZW3 | 4,000,000.00 | 3,886,500.00 | 3,924,296.88 | 3,923,983.83 | 41,352.71 | 4.185 | 6/30/2025 |
| FHLB 5.3 7/15/2025-24 | 3130B24X0 | 0.00 | 10,004,524.60 | 0.00 | 0.00 | 22,083.33 | | 7/15/2025 |
| T-Note 3 7/15/2025 | 91282CEY3 | 2,000,000.00 | 1,983,718.74 | 1,987,382.81 | 1,980,873.41 | 24,023.83 | 4.864 | 7/15/2025 |

| Description | CUSIP/Ticker | Ending Face Amount/Shares | Beginning MV | Ending MV | Ending BV | Investment Income-BV | Ending YTM @ Cost | Maturity Date |
|---|--------------|------------------------------|-----------------------|-----------------------|-----------------------|-------------------------|----------------------|------------------|
| T-Note 0.25 7/31/2025 | 91282CAB7 | 1,000,000.00 | 969,013.67 | 977,421.88 | 974,519.68 | 11,734.91 | 4.847 | 7/31/2025 |
| FHLB 4.65 8/15/2025-25 | 3130B36P3 | 3,000,000.00 | 0.00 | 2,999,070.00 | 3,000,000.00 | 31,775.00 | 4.650 | 8/15/2025 |
| FHLMC 4 8/25/2025-22 | 3134GXT46 | 2,000,000.00 | 1,991,922.98 | 1,990,040.00 | 2,000,000.00 | 20,222.22 | 4.000 | 8/25/2025 |
| FHLB 3.43 9/9/2025-22 | 3130ARW80 | 2,000,000.00 | 1,982,126.90 | 1,986,620.00 | 2,000,000.00 | 17,340.55 | 3.430 | 9/9/2025 |
| T-Note 3.5 9/15/2025 | 91282CFK2 | 3,000,000.00 | 2,986,218.75 | 2,984,589.84 | 2,967,646.19 | 38,222.10 | 5.122 | 9/15/2025 |
| T-Note 4.25 10/15/2025 | 91282CFP1 | 3,000,000.00 | 3,008,906.25 | 3,001,464.84 | 2,981,342.59 | 38,156.56 | 5.090 | 10/15/2025 |
| T-Note 0.25 10/31/2025 | 91282CAT8 | 5,000,000.00 | 4,806,640.60 | 4,839,843.75 | 4,823,496.90 | 56,751.04 | 4.675 | 10/31/2025 |
| T-Note 2.25 11/15/2025 | 912828M56 | 10,000,000.00 | 9,821,093.80 | 9,831,054.69 | 9,802,042.89 | 113,986.77 | 4.613 | 11/15/2025 |
| T-Note 4.5 11/15/2025 | 91282CFW6 | 3,000,000.00 | 3,019,101.57 | 3,006,269.53 | 2,987,031.46 | 37,769.85 | 5.026 | 11/15/2025 |
| T-Note 4 12/15/2025 | 91282CGA3 | 3,000,000.00 | 3,004,921.86 | 2,995,429.69 | 2,972,044.11 | 37,562.23 | 5.040 | 12/15/2025 |
| T-Note 4.25 12/31/2025 | 91282CJS1 | 3,000,000.00 | 0.00 | 3,001,113.28 | 3,002,189.94 | 28,597.89 | 4.170 | 12/31/2025 |
| T-Note 3.875 1/15/2026 | 91282CGE5 | 5,000,000.00 | 5,002,343.75 | 4,984,375.00 | 4,981,494.14 | 52,929.68 | 4.244 | 1/15/2026 |
| T-Note 2.625 1/31/2026 | 9128286A3 | 3,000,000.00 | 2,954,531.25 | 2,949,492.19 | 2,933,746.69 | 35,079.69 | 4.796 | 1/31/2026 |
| T-Note 0.5 2/28/2026 | 91282CBQ3 | 3,000,000.00 | 2,865,351.57 | 2,874,902.34 | 2,860,336.22 | 34,116.57 | 4.775 | 2/28/2026 |
| FHLB 5.3 3/13/2026-24 | 3130B25Z4 | 0.00 | 9,993,859.20 | 0.00 | 0.00 | 44,166.67 | | 3/13/2026 |
| T-Note 2.25 3/31/2026 | 9128286L9 | 3,000,000.00 | 2,934,257.82 | 2,928,105.47 | 2,912,928.74 | 34,666.06 | 4.738 | 3/31/2026 |
| FHLMC 0.58 4/15/2026 | 3134GWZC3 | 3,000,000.00 | 2,857,940.25 | 2,863,560.00 | 2,863,877.83 | 31,043.52 | 4.315 | 4/15/2026 |
| T-Note 1.625 5/15/2026 | 912828R36 | 1,000,000.00 | 967,070.31 | 965,371.09 | 959,460.54 | 11,570.38 | 4.764 | 5/15/2026 |
| T-Note 4.125 6/15/2026 | 91282CHH7 | 2,000,000.00 | 2,013,359.38 | 1,997,070.31 | 1,998,878.80 | 20,951.78 | 4.165 | 6/15/2026 |
| T-Note 4.5 7/15/2026 | 91282CHM6 | 5,000,000.00 | 0.00 | 5,019,042.97 | 5,013,512.11 | 22,904.08 | 4.313 | 7/15/2026 |
| DENTON TX ISD UT GO *PSF* 5 8/15/2026 | 249002JM9 | 9,770,000.00 | 9,992,462.90 | 9,869,556.30 | 9,938,252.77 | 97,334.54 | 3.856 | 8/15/2026 |
| FHLB 4.56 9/30/2026-22 | 3130ATBQ9 | 5,000,000.00 | 4,990,048.35 | 4,989,300.00 | 5,000,000.00 | 57,000.00 | 4.560 | 9/30/2026 |
| FHLB 4.79 10/15/2026-25 | 3130B3WC3 | 15,000,000.00 | 0.00 | 14,985,300.00 | 15,000,000.00 | 69,854.17 | 4.790 | 10/15/2026 |
| FHLB 4.75 2/12/2027-25 | 3130B3Y49 | 10,000,000.00 | 0.00 | 9,991,700.00 | 10,000,000.00 | 35,625.00 | 4.750 | 2/12/2027 |
| FFCB 4.5 3/26/2027 | 3133EP6K6 | 1,000,000.00 | 1,019,016.37 | 1,003,660.00 | 1,001,198.16 | 11,239.58 | 4.442 | 3/26/2027 |
| FHLB 3 3/10/2028 | 313382GT4 | 500,000.00 | 488,887.68 | 480,495.00 | 478,083.21 | 5,522.44 | 4.527 | 3/10/2028 |
| T-Note 1.25 3/31/2028 | 91282CBS9 | 500,000.00 | 461,855.47 | 454,355.47 | 452,873.61 | 5,235.34 | 4.478 | 3/31/2028 |
| T-Note 1.125 8/31/2028 | 91282CCV1 | 2,000,000.00 | 1,820,859.38 | 1,784,375.00 | 1,782,419.42 | 20,667.75 | 4.468 | 8/31/2028 |
| T-Note 1.375 10/31/2028 | 91282CDF5 | 3,000,000.00 | 2,748,867.18 | 2,687,695.31 | 2,685,018.13 | 31,124.64 | 4.459 | 10/31/2028 |
| Sub Total/Average Y5913 Metro - General Mobility Program | | 180,048,864.88 | 192,162,841.90 | 178,308,247.55 | 178,219,993.01 | 2,179,443.39 | 4.558 | |

Z5200 Constable - Pct 1 Fed Forfeit Assets US Just

| | | | | | | | | |
|---|------------|-------------------|-------------------|-------------------|-------------------|---------------|--------------|-----|
| Z5200 Constable Pct 1 Fed Forfeit Asst USJ MM | CADE-D8449 | 0.00 | 112,001.18 | 0.00 | 0.00 | 0.00 | | N/A |
| Z5200 Constables - Pct 1 USJ Fed Forf Assets MM | D8911-JPM | 126,675.46 | 0.00 | 126,675.46 | 126,675.46 | 811.08 | 3.400 | N/A |
| Sub Total/Average Z5200 Constable - Pct 1 Fed Forfeit Assets US Just | | 126,675.46 | 112,001.18 | 126,675.46 | 126,675.46 | 811.08 | 3.400 | |

Z5201 Constable - Pct 1 Fed Forfeit Assets US Trea

| | | | | | | | | |
|---|------------|------|--------|------|------|------|--|-----|
| Z5201 Constable Pct 1 Fed Forfeit Asst UST MM | CADE-D8442 | 0.00 | 271.72 | 0.00 | 0.00 | 0.00 | | N/A |
|---|------------|------|--------|------|------|------|--|-----|

| Description | CUSIP/Ticker | Ending Face Amount/Shares | Beginning MV | Ending MV | Ending BV | Investment Income-BV | Ending YTM @ Cost | Maturity Date |
|--|--------------|---------------------------|--------------|------------|------------|----------------------|-------------------|---------------|
| Z5201 Constables - Pct 1 US Tsy Fed Forf Assets MM | D0512-JPM | 148,400.59 | 0.00 | 148,400.59 | 148,400.59 | 726.67 | 3.400 | N/A |
| Sub Total/Average Z5201 Constable - Pct 1 Fed Forfeit Assets US Trea | | 148,400.59 | 271.72 | 148,400.59 | 148,400.59 | 726.67 | 3.400 | |
| Z5202 Constable - Pct 1 State Forfeit Assets Ch 18 | | | | | | | | |
| Z5202 Constable Pct 1 State Forfeit Asst C18 MM | CADE-D8446 | 0.00 | 6,504.07 | 0.00 | 0.00 | 0.00 | | N/A |
| Z5202 Constables - Pct 1 Ch 18 State Forf Assets M | D6865-JPM | 108,678.53 | 0.00 | 108,678.53 | 108,678.53 | 473.89 | 3.400 | N/A |
| TexasCLASS Z5202 LGIP | TXCLASSZ5202 | 465,825.43 | 460,134.65 | 465,825.43 | 465,825.43 | 5,690.78 | 4.646 | N/A |
| Sub Total/Average Z5202 Constable - Pct 1 State Forfeit Assets Ch 18 | | 574,503.96 | 466,638.72 | 574,503.96 | 574,503.96 | 6,164.67 | 4.410 | |
| Z5203 Constable - Pct 1 State Forfeit Assets Ch 59 | | | | | | | | |
| Z5203 Constable Pct 1 State Forfeit Asst C59 MM | CADE-D8456 | 0.00 | 25,455.73 | 0.00 | 0.00 | 0.00 | | N/A |
| Z5203 Constables - Pct 1 Ch 59 State Forf Assets M | D8879-JPM | 32,183.43 | 0.00 | 32,183.43 | 32,183.43 | 207.91 | 3.400 | N/A |
| TexasCLASS Z5203 LGIP | TXCLASSZ5203 | 109,153.71 | 107,820.21 | 109,153.71 | 109,153.71 | 1,333.50 | 4.646 | N/A |
| Sub Total/Average Z5203 Constable - Pct 1 State Forfeit Assets Ch 59 | | 141,337.14 | 133,275.94 | 141,337.14 | 141,337.14 | 1,541.41 | 4.362 | |
| Z5204 Constable - Pct 2 Fed Forfeit Assets US Just | | | | | | | | |
| Z5204 Constable Pct 2 Fed Forfeit Asst USJ MM | CADE-D8450 | 0.00 | 180,078.62 | 0.00 | 0.00 | 0.00 | | N/A |
| Z5204 Constables - Pct 2 USJ Fed Forf Assets MM | D0868-JPM | 190,891.13 | 0.00 | 190,891.13 | 190,891.13 | 1,243.01 | 3.400 | N/A |
| Sub Total/Average Z5204 Constable - Pct 2 Fed Forfeit Assets US Just | | 190,891.13 | 180,078.62 | 190,891.13 | 190,891.13 | 1,243.01 | 3.400 | |
| Z5205 Constable - Pct 2 Fed Forfeit Assets US Trea | | | | | | | | |
| Z5205 Constable Pct 2 Fed Forfeit Asst UST MM | CADE-D8443 | 0.00 | 11.40 | 0.00 | 0.00 | 0.00 | | N/A |
| * Z5205 Constables - Pct 2 US Tsy Fed Forf Assets MM | D5008-JPM | 11.46 | 0.00 | 11.46 | 11.46 | 0.06 | 3.400 | N/A |
| Sub Total/Average Z5205 Constable - Pct 2 Fed Forfeit Assets US Trea | | 11.46 | 11.40 | 11.46 | 11.46 | 0.06 | 3.400 | |
| Z5206 Constable - Pct 2 State Forfeit Assets Ch 18 | | | | | | | | |
| Z5206 Constable Pct 2 State Forfeit Asst C18 MM | CADE-D8455 | 0.00 | 30.90 | 0.00 | 0.00 | 0.00 | | N/A |
| Z5206 Constables - Pct 2 Ch 18 State Forf Assets M | D8622-JPM | 31.09 | 0.00 | 31.09 | 31.09 | 0.19 | 3.400 | N/A |
| TexasCLASS Z5206 LGIP | TXCLASSZ5206 | 78,465.83 | 77,507.26 | 78,465.83 | 78,465.83 | 958.57 | 4.646 | N/A |
| Sub Total/Average Z5206 Constable - Pct 2 State Forfeit Assets Ch 18 | | 78,496.92 | 77,538.16 | 78,496.92 | 78,496.92 | 958.76 | 4.645 | |
| Z5207 Constable - Pct 2 State Forfeit Assets Ch 59 | | | | | | | | |

| Description | CUSIP/Ticker | Ending Face Amount/Shares | Beginning MV | Ending MV | Ending BV | Investment Income-BV | Ending YTM @ Cost | Maturity Date |
|---|--------------|---------------------------|-------------------|-------------------|-------------------|----------------------|-------------------|---------------|
| Z5207 Constable Pct 2 State Forfeit Asst C59 MM | CADE-D8462 | 0.00 | 6,395.21 | 0.00 | 0.00 | 0.00 | | N/A |
| Z5207 Constables - Pct 2 Ch 59 State Forf Assets M | D7079-JPM | 8,793.98 | 0.00 | 8,793.98 | 8,793.98 | 50.75 | 3.400 | N/A |
| TexasCLASS Z5207 LGIP | TXCLASSZ5207 | 223,641.25 | 220,909.10 | 223,641.25 | 223,641.25 | 2,732.15 | 4.646 | N/A |
| Sub Total/Average Z5207 Constable - Pct 2 State Forfeit Assets Ch 59 | | 232,435.23 | 227,304.31 | 232,435.23 | 232,435.23 | 2,782.90 | 4.599 | |
| Z5208 Constable - Pct 3 Fed Forfeit Assets US Just | | | | | | | | |
| Z5208 Constable Pct 3 Fed Forfeit Asst USJ MM | CADE-D8454 | 0.00 | 42,421.95 | 0.00 | 0.00 | 0.00 | | N/A |
| Z5208 Constables - Pct 3 USJ Fed Forf Assets MM | D7103-JPM | 113,345.78 | 0.00 | 113,345.78 | 113,345.78 | 584.04 | 3.400 | N/A |
| Sub Total/Average Z5208 Constable - Pct 3 Fed Forfeit Assets US Just | | 113,345.78 | 42,421.95 | 113,345.78 | 113,345.78 | 584.04 | 3.400 | |
| Z5210 Constable - Pct 3 State Forfeit Assets Ch 18 | | | | | | | | |
| Z5210 Constable Pct 3 State Forfeit Asst C18 MM | CADE-D8447 | 0.00 | 11.44 | 0.00 | 0.00 | 0.00 | | N/A |
| Z5210 Constables - Pct 3 Ch 18 State Forf Assets M | D7129-JPM | 11.50 | 0.00 | 11.50 | 11.50 | 0.06 | 3.400 | N/A |
| TexasCLASS Z5210 LGIP | TXCLASSZ5210 | 5,357.12 | 5,291.70 | 5,357.12 | 5,357.12 | 65.42 | 4.646 | N/A |
| Sub Total/Average Z5210 Constable - Pct 3 State Forfeit Assets Ch 18 | | 5,368.62 | 5,303.14 | 5,368.62 | 5,368.62 | 65.48 | 4.643 | |
| Z5211 Constable - Pct 3 State Forfeit Assets Ch 59 | | | | | | | | |
| Z5211 Constable Pct 3 State Forfeit Asst C59 MM | CADE-D8464 | 0.00 | 53.78 | 0.00 | 0.00 | 0.00 | | N/A |
| Z5211 Constables - Pct 3 Ch 59 State Forf Assets M | D8861-JPM | 623.31 | 0.00 | 623.31 | 623.31 | 1.42 | 3.400 | N/A |
| TexasCLASS Z5211 LGIP | TXCLASSZ5211 | 39,038.45 | 57,992.21 | 39,038.45 | 39,038.45 | 626.24 | 4.646 | N/A |
| Sub Total/Average Z5211 Constable - Pct 3 State Forfeit Assets Ch 59 | | 39,661.76 | 58,045.99 | 39,661.76 | 39,661.76 | 627.66 | 4.626 | |
| Z5212 Constable - Pct 4 Fed Forfeit Assets US Just | | | | | | | | |
| Z5212 Constable Pct 4 Fed Forfeit Asst USJ MM | CADE-D8451 | 0.00 | 68,870.43 | 0.00 | 0.00 | 0.00 | | N/A |
| Z5212 Constables - Pct 4 USJ Fed Forf Assets MM | D1536-JPM | 69,329.54 | 0.00 | 69,329.54 | 69,329.54 | 459.56 | 3.400 | N/A |
| Sub Total/Average Z5212 Constable - Pct 4 Fed Forfeit Assets US Just | | 69,329.54 | 68,870.43 | 69,329.54 | 69,329.54 | 459.56 | 3.400 | |
| Z5213 Constable - Pct 4 Fed Forfeit Assets US Trea | | | | | | | | |
| Z5213 Constable Pct 4 Fed Forfeit Asst UST MM | CADE-D8444 | 0.00 | 1,365.88 | 0.00 | 0.00 | 0.00 | | N/A |
| Z5213 Constables - Pct 4 US Tsy Fed Forf Assets MM | D1593-JPM | 1,374.76 | 0.00 | 1,374.76 | 1,374.76 | 8.88 | 3.400 | N/A |
| Sub Total/Average Z5213 Constable - Pct 4 Fed Forfeit Assets US Trea | | 1,374.76 | 1,365.88 | 1,374.76 | 1,374.76 | 8.88 | 3.400 | |

| Description | CUSIP/Ticker | Ending Face Amount/Shares | Beginning MV | Ending MV | Ending BV | Investment Income-BV | Ending YTM @ Cost | Maturity Date |
|---|--------------|------------------------------|---------------------|---------------------|---------------------|-------------------------|----------------------|------------------|
| Z5214 Constable - Pct 4 State Forfeit Assets Ch 18 | | | | | | | | |
| Z5214 Constable Pct 4 State Forfeit Asst C18 MM | CADE-D8457 | 0.00 | 214.43 | 0.00 | 0.00 | 0.00 | | N/A |
| * Z5214 Constables - Pct 4 Ch 18 State Forf Assets M | D9281-JPM | 25,777.87 | 0.00 | 25,777.87 | 25,777.87 | 142.10 | 3.400 | N/A |
| TexasCLASS Z5214 LGIP | TXCLASSZ5214 | 1,089,346.72 | 1,076,038.56 | 1,089,346.72 | 1,089,346.72 | 13,308.16 | 4.646 | N/A |
| Sub Total/Average Z5214 Constable - Pct 4 State Forfeit Assets Ch 18 | | 1,115,124.59 | 1,076,252.99 | 1,115,124.59 | 1,115,124.59 | 13,450.26 | 4.617 | |
| Z5215 Constable - Pct 4 State Forfeit Assests Ch 5 | | | | | | | | |
| Z5215 Constable Pct 4 State Forfeit Asst C59 MM | CADE-D8465 | 0.00 | 31,387.10 | 0.00 | 0.00 | 0.00 | | N/A |
| Z5215 Constables - Pct 4 Ch 59 State Forf Assets M | D9265-JPM | 28,880.28 | 0.00 | 28,880.28 | 28,880.28 | 205.86 | 3.400 | N/A |
| TexasCLASS Z5215 LGIP | TXCLASSZ5215 | 357,299.29 | 352,934.33 | 357,299.29 | 357,299.29 | 4,364.96 | 4.646 | N/A |
| Sub Total/Average Z5215 Constable - Pct 4 State Forfeit Assests Ch 5 | | 386,179.57 | 384,321.43 | 386,179.57 | 386,179.57 | 4,570.82 | 4.553 | |
| Z5216 Constable - Pct 5 Fed Forfeit Assets US Just | | | | | | | | |
| Z5216 Constable Pct 5 Fed Forfeit Asst USJ MM | CADE-D8452 | 0.00 | 405,421.67 | 0.00 | 0.00 | 0.00 | | N/A |
| Z5216 Constables - Pct 5 USJ Fed Forf Assets MM | D1890-JPM | 596,541.94 | 0.00 | 596,541.94 | 596,541.94 | 3,478.63 | 3.400 | N/A |
| Sub Total/Average Z5216 Constable - Pct 5 Fed Forfeit Assets US Just | | 596,541.94 | 405,421.67 | 596,541.94 | 596,541.94 | 3,478.63 | 3.400 | |
| Z5217 Constable - Pct 5 Fed Forfeit Assets US Trea | | | | | | | | |
| Z5217 Constable Pct 5 Fed Forfeit Asst UST MM | CADE-D8445 | 0.00 | 1,090.23 | 0.00 | 0.00 | 0.00 | | N/A |
| Z5217 Constables - Pct 5 US Tsy Fed Forf Assets MM | D1965-JPM | 1,097.30 | 0.00 | 1,097.30 | 1,097.30 | 7.08 | 3.400 | N/A |
| Sub Total/Average Z5217 Constable - Pct 5 Fed Forfeit Assets US Trea | | 1,097.30 | 1,090.23 | 1,097.30 | 1,097.30 | 7.08 | 3.400 | |
| Z5218 Constable - Pct 5 State Forfeit Assets Ch 18 | | | | | | | | |
| Z5218 Constable Pct 5 State Forfeit Asst C18 MM | CADE-D8448 | 0.00 | 101.75 | 0.00 | 0.00 | 0.00 | | N/A |
| Z5218 Constables - Pct 5 Ch 18 State Forf Assets M | D8630-JPM | 102.40 | 0.00 | 102.40 | 102.40 | 0.65 | 3.400 | N/A |
| TexasCLASS Z5218 LGIP | TXCLASSZ5218 | 267,505.20 | 264,237.18 | 267,505.20 | 267,505.20 | 3,268.02 | 4.646 | N/A |
| Sub Total/Average Z5218 Constable - Pct 5 State Forfeit Assets Ch 18 | | 267,607.60 | 264,338.93 | 267,607.60 | 267,607.60 | 3,268.67 | 4.645 | |
| Z5219 Constable - Pct 5 State Forfeit Assets Ch 59 | | | | | | | | |
| Z5219 Constable Pct 5 State Forfeit Asst C59 MM | CADE-D8466 | 0.00 | 121.29 | 0.00 | 0.00 | 0.00 | | N/A |
| Z5219 Constables - Pct 5 Ch 59 State Forf Assets M | D0269-JPM | 2,286.16 | 0.00 | 2,286.16 | 2,286.16 | 9.94 | 3.400 | N/A |

| Description | CUSIP/Ticker | Ending Face Amount/Shares | Beginning MV | Ending MV | Ending BV | Investment Income-BV | Ending YTM @ Cost | Maturity Date |
|--|--------------|---------------------------|--------------|------------|------------|----------------------|-------------------|---------------|
| TexasCLASS Z5219 LGIP | TXCLASSZ5219 | 945,202.71 | 933,655.50 | 945,202.71 | 945,202.71 | 11,547.21 | 4.646 | N/A |
| Sub Total/Average Z5219 Constable - Pct 5 State Forfeit Assets Ch 59 | | 947,488.87 | 933,776.79 | 947,488.87 | 947,488.87 | 11,557.15 | 4.643 | |
| Z5220 Constable - Pct 6 State Forfeit Assets Ch 18 | | | | | | | | |
| Z5220 Constable Pct 6 State Forfeit Asst C18 MM | CADE-D8458 | 0.00 | 14.30 | 0.00 | 0.00 | 0.00 | | N/A |
| Z5220 Constables - Pct 6 Ch 18 State Forf Assets M | D0228-JPM | 14.39 | 0.00 | 14.39 | 14.39 | 0.09 | 3.400 | N/A |
| TexasCLASS Z5220 LGIP | TXCLASSZ5220 | 9,176.29 | 9,064.23 | 9,176.29 | 9,176.29 | 112.06 | 4.646 | N/A |
| Sub Total/Average Z5220 Constable - Pct 6 State Forfeit Assets Ch 18 | | 9,190.68 | 9,078.53 | 9,190.68 | 9,190.68 | 112.15 | 4.644 | |
| Z5221 Constable - Pct 6 State Forfeit Assets Ch 59 | | | | | | | | |
| Z5221 Constable Pct 6 State Forfeit Asst C59 MM | CADE-D8467 | 0.00 | 1.72 | 0.00 | 0.00 | 0.00 | | N/A |
| Z5221 Constables - Pct 6 Ch 59 State Forf Assets M | D0322-JPM | 175.77 | 0.00 | 175.77 | 175.77 | 1.30 | 3.400 | N/A |
| TexasCLASS Z5221 LGIP | TXCLASSZ5221 | 52,054.13 | 53,155.15 | 52,054.13 | 52,054.13 | 648.98 | 4.646 | N/A |
| Sub Total/Average Z5221 Constable - Pct 6 State Forfeit Assets Ch 59 | | 52,229.90 | 53,156.87 | 52,229.90 | 52,229.90 | 650.28 | 4.642 | |
| Z5222 Constable - Pct 7 St Forfeit Assets Ch 59 | | | | | | | | |
| Z5222 Constable Pct 7 State Forfeit Asst C59 MM | CADE-D8468 | 0.00 | 9.34 | 0.00 | 0.00 | 0.00 | | N/A |
| Z5222 Constables - Pct 7 Ch 59 State Forf Assets M | D0736-JPM | 9.40 | 0.00 | 9.40 | 9.40 | 0.06 | 0.000 | N/A |
| TexasCLASS Z5222 LGIP | TXCLASSZ5222 | 84,048.38 | 83,021.57 | 84,048.38 | 84,048.38 | 1,026.81 | 4.646 | N/A |
| Sub Total/Average Z5222 Constable - Pct 7 St Forfeit Assets Ch 59 | | 84,057.78 | 83,030.91 | 84,057.78 | 84,057.78 | 1,026.87 | 4.645 | |
| Z5223 Constable - Pct 8 St Forfeit Assets Ch 59 | | | | | | | | |
| Z5223 Constable Pct 8 State Forfeit Asst C59 MM | CADE-D8469 | 0.00 | 2,153.77 | 0.00 | 0.00 | 0.00 | | N/A |
| Z5223 Constables - Pct 8 Ch 59 State Forf Assets M | D1379-JPM | 154,945.64 | 0.00 | 154,945.64 | 154,945.64 | 841.39 | 3.400 | N/A |
| TexasCLASS Z5223 LGIP | TXCLASSZ5223 | 159,652.46 | 157,702.04 | 159,652.46 | 159,652.46 | 1,950.42 | 4.646 | N/A |
| Sub Total/Average Z5223 Constable - Pct 8 St Forfeit Assets Ch 59 | | 314,598.10 | 159,855.81 | 314,598.10 | 314,598.10 | 2,791.81 | 4.032 | |
| Z5225 Constable - CPct 8 US Justice Fed Forf Asset | | | | | | | | |
| Z5225 CPct 8 US Justice Fed Forf AssetsMM | D3912-JPM | 4,667.90 | 0.00 | 4,667.90 | 4,667.90 | 31.69 | 3.400 | N/A |
| Sub Total/Average Z5225 Constable - CPct 8 US Justice Fed Forf Asset | | 4,667.90 | 0.00 | 4,667.90 | 4,667.90 | 31.69 | 3.400 | |
| Z5226 Constable - Pct 8 Human Trafficking FFA | | | | | | | | |

| Description | CUSIP/Ticker | Ending Face Amount/Shares | Beginning MV | Ending MV | Ending BV | Investment Income-BV | Ending YTM @ Cost | Maturity Date |
|--|--------------|------------------------------|-------------------------|-------------------------|-------------------------|-------------------------|----------------------|------------------|
| Z5226 Constable Pct 8 Human Trafficking FFA MM | CADE-D4857 | 0.00 | 0.00 | 0.00 | 0.00 | 0.00 | | N/A |
| Z5226 HC Constable Precinct 8 Human Trafficking FF | D2877-JPM | 2,619.76 | 0.00 | 2,619.76 | 2,619.76 | 0.00 | 0.000 | N/A |
| Sub Total/Average Z5226 Constable - Pct 8 Human Trafficking FFA | | 2,619.76 | 0.00 | 2,619.76 | 2,619.76 | 0.00 | 0.000 | |
| Z5227 Constable - CPct 6 US Justice Fed Forf Asse | | | | | | | | |
| Z5227 CPct 6 US Just Fed Forf Assets DDA MM | D5073-JPM | 9,193.81 | 0.00 | 9,193.81 | 9,193.81 | 1.71 | 3.400 | N/A |
| Sub Total/Average Z5227 Constable - CPct 6 US Justice Fed Forf Asse | | 9,193.81 | 0.00 | 9,193.81 | 9,193.81 | 1.71 | 3.400 | |
| Total / Average | | 7,248,764,071.08 | 5,628,220,611.93 | 7,238,040,880.61 | 7,237,294,449.61 | 62,840,074.57 | 4.289 | |



Summary of Other Entities' Current Portfolios

Begin Date: 9/30/2024, End Date: 12/31/2024

| Description | Ending Face Amount/Shares | Beginning MV | Ending MV | Ending BV | Investment Income-BV | Ending YTM @ Cost |
|--------------------------------|---------------------------|-------------------------|-------------------------|-------------------------|----------------------|-------------------|
| 911 Emergency Network | 71,918,512.60 | 70,371,689.77 | 71,244,680.60 | 71,210,570.63 | 886,933.85 | 4.749 |
| Community Health Choice** | 0.00 | 417,556,227.23 | 0.00 | 0.00 | 0.00 | |
| Community Services Department | 31,087,755.59 | 36,276,864.09 | 31,087,755.59 | 31,087,755.59 | 367,218.30 | 4.351 |
| Community Supervision and Corr | 26,581,427.45 | 32,874,011.32 | 26,531,732.14 | 26,528,672.05 | 370,674.50 | 4.091 |
| County Clerk | 69,228,086.37 | 62,313,513.08 | 69,228,086.37 | 69,228,086.37 | 788,128.60 | 4.520 |
| District Clerk | 135,320,691.90 | 135,656,693.54 | 134,896,461.69 | 134,899,979.72 | 1,656,793.57 | 4.682 |
| Harris Health System | 1,232,040,432.11 | 1,554,155,892.57 | 1,231,966,507.30 | 1,231,954,717.67 | 15,186,169.41 | 4.349 |
| Juvenile Probation | 14,820,913.37 | 14,306,116.69 | 14,820,913.37 | 14,820,913.37 | 199,814.05 | 4.243 |
| Sports Authority | 214,550,827.04 | 285,025,686.53 | 213,685,861.32 | 213,869,557.96 | 2,947,755.56 | 4.540 |
| Total / Average | 1,795,548,646.43 | 2,608,536,694.82 | 1,793,461,998.38 | 1,793,600,253.36 | 22,403,487.84 | 4.414 |

**Reporting for Community Health Choice ceased in October 2024 due to lack of investments