



QUARTERLY INVESTMENT REPORT

SECOND QUARTER 2024-2025

PREPARED BY:
OFFICE OF MANAGEMENT AND BUDGET
FINANCIAL MANAGEMENT

The report is presented in accordance with the Texas Government Code - Public Funds Investment Act, Section 2256.023. Financial Management certifies that to the best of our knowledge that Harris County is in compliance with the provisions of Government Code 2256 and with the stated policies and strategies of Harris County. Unless otherwise noted, values do not include custodial funds or portfolios of entities with separate investment policies managed by Harris County Office of Management and Budget.

Amy Perez
Deputy Executive Director, OMB

Diana Elizondo
Investment Director

Mark LaRue
Investment Manager

Table of Contents

Section I:	Summary of Harris County Portfolio Balances & Characteristics
Section II:	Total Rate of Return vs. Benchmark
Section III:	Current Portfolio Holdings & Quarterly Income
Section IV:	Summary of Other Entities' Portfolios
Section V:	Financial Advisor Quarterly Compliance Check

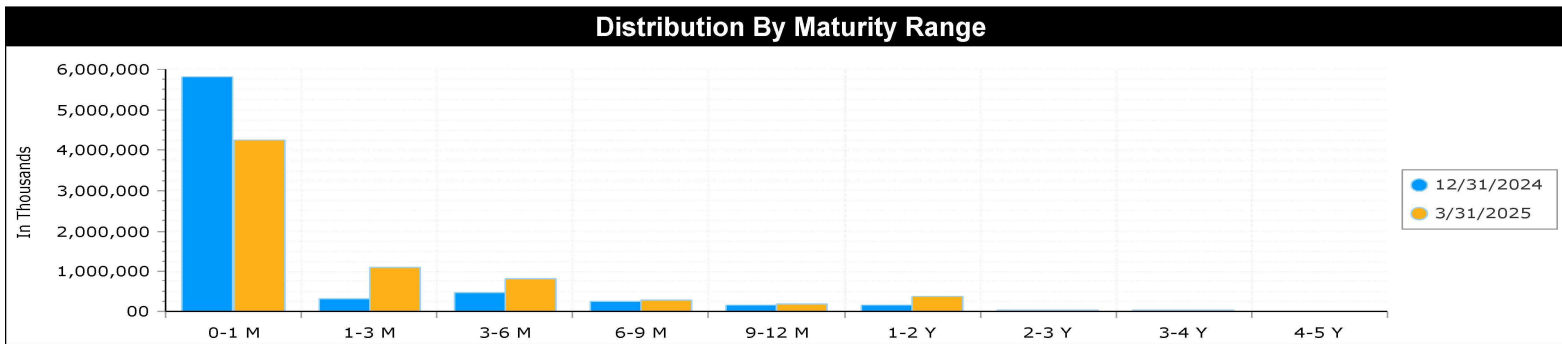
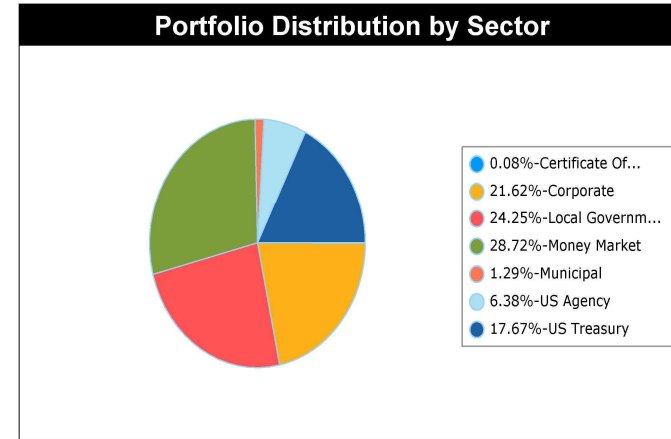


Summary of Harris County Portfolio Balances & Characteristics

December 31, 2024 through March 31, 2025

Book & Market Value Comparison							
Month	Market Value	Book Value	Unrealized Gain/Loss	YTM @ Cost	YTM @ Market	Duration	Days To Maturity
Beginning	7,238,040,880.61	7,237,294,449.61	746,431.00	4.29	4.25	0.14	52
1/31/2025	8,027,984,230.99	8,028,507,948.18	-523,717.19	4.13	4.19	0.14	51
2/28/2025	7,210,121,988.67	7,208,838,620.33	1,283,368.34	4.20	4.13	0.17	62
3/31/2025	7,067,208,793.27	7,065,634,216.09	1,574,577.18	4.22	4.12	0.21	78
Average	7,435,105,004.31	7,434,326,928.20	778,076.11	4.18	4.15	0.17	63

Quarterly Investment Income By Sector		
	Ending BV + Accrued Interest	Investment Income-BV
Certificate of Deposit	\$5,337,317.29	\$50,979.80
Corporate	\$1,718,684,152.12	\$16,393,833.32
Local Government	\$1,713,384,310.14	\$18,859,938.94
Investment Pool		
Money Market	\$1,246,376,007.24	\$19,752,141.42
Municipal	\$93,721,367.06	\$913,115.06
US Agency	\$452,799,261.65	\$3,459,280.63
US Treasury	\$1,845,333,668.15	\$15,375,048.00
Total	\$7,075,636,083.65	\$74,804,337.17



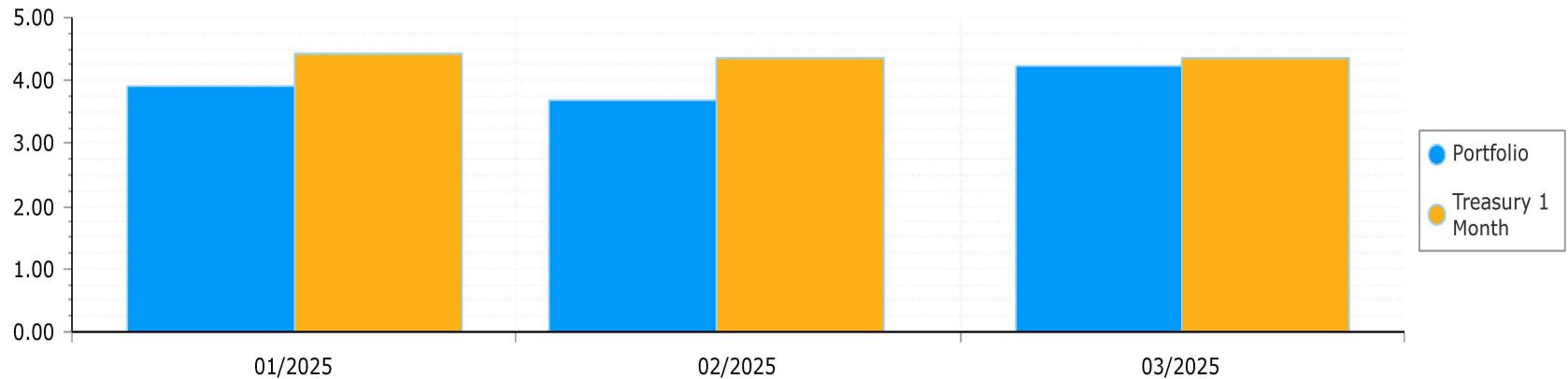


Total Rate of Return vs. Benchmark 1 Month Treasury

December 31, 2024 through March 31, 2025

Month	Beginning BV + Accrued Interest	Interest Earned During Period-BV	Realized Gain/Loss-BV	Investment Income-BV	Average Capital Base-BV	TRR-BV	Annualized TRR-BV	Treasury 1 Month
Beginning	5,291,914,917.02				5,283,465,953.37			
1/31/2025	7,250,085,356.06	24,351,868.24	0.00	24,351,868.24	7,578,512,212.63	0.32	3.92	4.42
2/28/2025	8,038,470,770.39	24,592,190.46	0.00	24,592,190.46	8,184,488,466.77	0.30	3.67	4.37
3/31/2025	7,219,234,518.71	25,843,305.72	0.00	25,843,305.72	7,464,629,061.84	0.35	4.23	4.37
Total/Average	7,502,596,881.72	74,787,364.42	0.00	74,787,364.42	7,742,543,247.08	0.97	3.93	4.39

Annualized TRR-BV





Current County Portfolio Holdings & Quarterly Earnings

Begin Date: 12/31/2024, End Date: 3/31/2025

Description	CUSIP/Ticker	Ending Face Amount/Shares	Beginning MV	Ending MV	Ending BV	Investment Income-BV	Ending YTM @ Cost	Maturity Date
A2157 DA - US Justice Fed Forf Assets								
A2157 HC DAO - US Justice Fed Forf Assets MM	D8655-JPM	244,930.88	237,637.66	244,930.88	244,930.88	2,022.37	3.400	N/A
Sub Total/Average A2157 DA - US Justice Fed Forf Assets		244,930.88	237,637.66	244,930.88	244,930.88	2,022.37	3.400	
A2163 DA - Ch 59 State Forf Assets								
A2163 HC DAO - Ch 59 State Forf Assets MM	D7152-JPM	2,695,141.91	2,446,062.31	2,695,141.91	2,695,141.91	19,627.07	3.400	N/A
A2163 State Forfeit Assets C59 MM	CADE-D8421	0.00	1,034.75	0.00	0.00	0.00		N/A
Sub Total/Average A2163 DA - Ch 59 State Forf Assets		2,695,141.91	2,447,097.06	2,695,141.91	2,695,141.91	19,627.07	3.400	
A2164 DA - US Treas Fed Forf Assets								
A2164 HC DAO - US Tsy Fed Forf Assets MM	D8960-JPM	98,187.74	97,369.16	98,187.74	98,187.74	818.58	3.400	N/A
Sub Total/Average A2164 DA - US Treas Fed Forf Assets		98,187.74	97,369.16	98,187.74	98,187.74	818.58	3.400	
A5101 DA - Cadence DDA								
A5101 DA Forfeiture Master Escrow MM	CADE-D0240	238,323.07	128,654.68	238,323.07	238,323.07	0.00	0.000	N/A
Sub Total/Average A5101 DA - Cadence DDA		238,323.07	128,654.68	238,323.07	238,323.07	0.00	0.000	
A5102 DA - Fraud & Restitution Fee								
A5102 DA -Check Fraud and Restitution Fidelity M	M8409-FIGXX	72,125.89	114,410.11	72,125.89	72,125.89	1,195.15	4.240	N/A
A5102 HC DAO - Fraud & Restitution Fee MM	D0635-JPM	96,047.98	0.00	96,047.98	96,047.98	59.76	3.400	N/A
Sub Total/Average A5102 DA - Fraud & Restitution Fee		168,173.87	114,410.11	168,173.87	168,173.87	1,254.91	3.760	
A5103 DA - DA Victim Witness Rest								
A5103 DA -Witness Restitution Fidelity MM	M8411-FIGXX	662,846.79	706,033.32	662,846.79	662,846.79	13,055.38	4.240	N/A
A5103 HC DAO - Victim Witness Rest MM	D0759-JPM	620,425.02	0.00	620,425.02	620,425.02	392.48	3.400	N/A
Sub Total/Average A5103 DA - DA Victim Witness Rest		1,283,271.81	706,033.32	1,283,271.81	1,283,271.81	13,447.86	3.834	
A5104 DA - Administration								
A5104 DA Admin Fund Fidelity MM	M1249-FIGXX	0.00	536,024.79	0.00	0.00	1,374.10		N/A

Description	CUSIP/Ticker	Ending Face Amount/Shares	Beginning MV	Ending MV	Ending BV	Investment Income-BV	Ending YTM @ Cost	Maturity Date
A5104 HC DAO - Administration MM	D0791-JPM	542,537.74	0.00	542,537.74	542,537.74	3,469.80	3.400	N/A
Sub Total/Average A5104 DA - Administration		542,537.74	536,024.79	542,537.74	542,537.74	4,843.90	3.400	
A5105 DA - Human Trafficking Forfeiture								
A5105 DA- Human Trafficking ForfMM	D9390-JPM	69,985.56	0.00	69,985.56	69,985.56	447.59	3.400	N/A
A5105 DA -Human Trafficking Forfeitures Fidelity	M0261-FIGXX	0.00	69,126.59	0.00	0.00	177.25		N/A
Sub Total/Average A5105 DA - Human Trafficking Forfeiture		69,985.56	69,126.59	69,985.56	69,985.56	624.84	3.400	
A5106 DA - Special Crimes								
A5106 DA Special Crimes Acct Fidelity MM	M1280-FIGXX	0.00	0.00	0.00	0.00	0.85		N/A
A5106 HC DAO - Special Crimes MM	D0890-JPM	96,812.12	0.00	96,812.12	96,812.12	461.47	3.400	N/A
Sub Total/Average A5106 DA - Special Crimes		96,812.12	0.00	96,812.12	96,812.12	462.32	3.400	
A5107 DA -Witness Fund								
A5107 DA - Witness Fund Fidelity MM	M1256-FIGXX	27,146.35	58,452.87	27,146.35	27,146.35	518.31	4.240	N/A
Sub Total/Average A5107 DA -Witness Fund		27,146.35	58,452.87	27,146.35	27,146.35	518.31	4.240	
A5902 DA - Gambling Proceeds								
A5902 HC DAO - Gambling Proceeds MM	D0991-JPM	1,207,933.05	151,378.77	1,207,933.05	1,207,933.05	8,413.39	3.400	N/A
A5902 HC District Attorney - SI Gambling Fidelity	M8435-FIGXX	0.00	1,050,500.15	0.00	0.00	2,689.86		N/A
Sub Total/Average A5902 DA - Gambling Proceeds		1,207,933.05	1,201,878.92	1,207,933.05	1,207,933.05	11,103.25	3.400	
A5903 DA - Hot Check Fees								
A5903 HC DAO - Hot Check Fee Fund MM	D1676-JPM	39,467.13	0.00	39,467.13	39,467.13	267.35	3.400	N/A
A5903 HC District Attorney - Hot Check Fees Fideli	M8428-FIGXX	0.00	38,617.25	0.00	0.00	63.64		N/A
Sub Total/Average A5903 DA - Hot Check Fees		39,467.13	38,617.25	39,467.13	39,467.13	330.99	3.400	
B5001 Toll Road - CP Ser E-1 Project								
B5001 HCTRA - CP Ser E-1 Project MM	D0022-JPM	33,739.85	2,695.33	33,739.85	33,739.85	34.97	3.400	N/A
LoneStar B5001 LGIP	LONESTARB5001	544,884.03	682,259.19	544,884.03	544,884.03	6,624.84	4.446	N/A
Sub Total/Average B5001 Toll Road - CP Ser E-1 Project		578,623.88	684,954.52	578,623.88	578,623.88	6,659.81	4.385	
B5002 Toll Road - CP Ser E-2 Project								
B5002 HCTRA - CP Ser E-2 Project MM	D0139-JPM	211,142.07	7,251.62	211,142.07	211,142.07	1,896.51	3.400	N/A
LoneStar B5002 LGIP	LONESTARB5002	11,734,984.86	12,573,290.65	11,734,984.86	11,734,984.86	132,694.21	4.446	N/A
Sub Total/Average B5002 Toll Road - CP Ser E-2 Project		11,946,126.93	12,580,542.27	11,946,126.93	11,946,126.93	134,590.72	4.428	

Description	CUSIP/Ticker	Ending Face Amount/Shares	Beginning MV	Ending MV	Ending BV	Investment Income-BV	Ending YTM @ Cost	Maturity Date
B5160 Toll Road - Ser 2002 Project								
B5160 HCTRA - Ser 2002 Project MM	D0212-JPM	40,147.11	266.05	40,147.11	40,147.11	108.52	3.400	N/A
LoneStar B5160 LGIP	LONESTARB5160	38,772.05	97,019.43	38,772.05	38,772.05	752.62	4.446	N/A
TexasCLASS B5160 LGIP	TXCLASSB5160	137,876.94	231,897.79	137,876.94	137,876.94	1,979.15	4.439	N/A
Sub Total/Average B5160 Toll Road - Ser 2002 Project		216,796.10	329,183.27	216,796.10	216,796.10	2,840.29	4.248	
B5300 Toll Road - Ser 2008B Project								
B5300 HCTRA - Ser 2008B Project MM	D9893-JPM	15,573.50	56.83	15,573.50	15,573.50	10.04	3.400	N/A
LoneStar B5300 LGIP	LONESTARB5300	2,632,372.83	2,637,576.54	2,632,372.83	2,632,372.83	29,196.29	4.446	N/A
Sub Total/Average B5300 Toll Road - Ser 2008B Project		2,647,946.33	2,637,633.37	2,647,946.33	2,647,946.33	29,206.33	4.440	
B5410 Toll Road - Ser 2009A Project								
B5410 HCTRA - Ser 2009A Project MM	D0717-JPM	115,486.13	730.18	115,486.13	115,486.13	54.81	3.400	N/A
LOGIC B5410 LGIP	LOGICB5410	183,036.39	303,891.27	183,036.39	183,036.39	3,245.12	4.476	N/A
LoneStar B5410 LGIP	LONESTARB5410	0.00	0.70	0.00	0.00	0.00		N/A
Sub Total/Average B5410 Toll Road - Ser 2009A Project		298,522.52	304,622.15	298,522.52	298,522.52	3,299.93	4.060	
B5850 Toll Road - Ser 2009C Project								
B5850 HCTRA - Ser 2009C Project MM	D0527-JPM	557,970.44	843,563.48	557,970.44	557,970.44	5,193.83	3.400	N/A
LOGIC B5850 LGIP	LOGICB5850	2,250,006.35	2,225,221.85	2,250,006.35	2,250,006.35	24,784.50	4.476	N/A
LoneStar B5850 LGIP	LONESTARB5850	1,190,888.73	1,177,786.84	1,190,888.73	1,190,888.73	13,101.89	4.446	N/A
TexasCLASS B5850 LGIP	TXCLASSB5850	1,225,061.36	1,211,568.92	1,225,061.36	1,225,061.36	13,492.44	4.439	N/A
Sub Total/Average B5850 Toll Road - Ser 2009C Project		5,223,926.88	5,458,141.09	5,223,926.88	5,223,926.88	56,572.66	4.346	
B5900 Toll Road - Ser 2018A Project								
B5900 HCTRA - Ser 2018A Project MM	D0899-JPM	242,346.75	6,758.07	242,346.75	242,346.75	359.35	3.400	N/A
B5900 US Bank Open CP MM	OPENCPB5900	0.00	0.00	0.00	0.00	0.00		N/A
LoneStar B5900 LGIP	LONESTARB5900	5,454,302.48	5,964,228.04	5,454,302.48	5,454,302.48	63,409.26	4.446	N/A
SLGS Demand Deposit B5900 MM	SLGSB5900	5,097,794.56	5,056,875.62	5,097,794.56	5,097,794.56	40,918.94	3.310	N/A
Sub Total/Average B5900 Toll Road - Ser 2018A Project		10,794,443.79	11,027,861.73	10,794,443.79	10,794,443.79	104,687.55	3.886	
B5920 Toll Road - Cost of Issuance								
B5920 HCTRA Cost of Issuance MM	D9821-JPM	4.03	392.45	4.03	4.03	5.94	3.400	N/A
TexasCLASS B5920 LGIP	TXCLASSB5920	0.00	19,862.27	0.00	0.00	77.84		N/A
Sub Total/Average B5920 Toll Road - Cost of Issuance		4.03	20,254.72	4.03	4.03	83.78	3.400	
B5921 Toll Road - 2021 Project Fund								
B5921 HCTRA - 2021 Proj Fd MM	D0295-JPM	817,300.16	840,617.78	817,300.16	817,300.16	6,877.06	3.400	N/A

Description	CUSIP/Ticker	Ending Face Amount/Shares	Beginning MV	Ending MV	Ending BV	Investment Income-BV	Ending YTM @ Cost	Maturity Date
SLGS Demand Deposit B5921 MM	SLGSB5921	6,117,353.46	6,068,250.70	6,117,353.46	6,117,353.46	49,102.76	3.310	N/A
TexasCLASS B5921 LGIP	TXCLASSB5921	737.58	729.47	737.58	737.58	8.11	4.439	N/A
Sub Total/Average B5921 Toll Road - 2021 Project Fund		6,935,391.20	6,909,597.95	6,935,391.20	6,935,391.20	55,987.93	3.321	
B5923 Toll Road - CP Series K Project								
B5923 Toll Road - Series K ProjectMM	D8290-JPM	13,235,983.82	43,564.52	13,235,983.82	13,235,983.82	8,595.62	3.400	N/A
Sub Total/Average B5923 Toll Road - CP Series K Project		13,235,983.82	43,564.52	13,235,983.82	13,235,983.82	8,595.62	3.400	
B5925 Toll Road - CP Ser K-2								
B5925 HCTRA Ser K2 CP MM	D0926-JPM	3,199,369.18	1,988,387.22	3,199,369.18	3,199,369.18	6,015.59	3.400	N/A
B5925 Toll Road - First Ln Rev CP Notes Ser K-2 MM	CADE-D7703	0.00	0.01	0.00	0.00	0.00		N/A
Sub Total/Average B5925 Toll Road - CP Ser K-2		3,199,369.18	1,988,387.23	3,199,369.18	3,199,369.18	6,015.59	3.400	
B5926 Toll Road - 2024A First Ln Constr								
B5926 Toll Road - 2024A First Ln Constr MM	D9771-JPM	30,014,823.54	5,563.04	30,014,823.54	30,014,823.54	19,685.42	3.400	N/A
LOGIC B5926 LGIP	LOGICB5926	273,020,274.56	313,793,465.28	273,020,274.56	273,020,274.56	3,356,809.28	4.476	N/A
LoneStar B5926 LGIP	LONESTARB5926	57,402.23	56,770.70	57,402.23	57,402.23	631.53	4.446	N/A
TexasCLASS B5926 LGIP	TXCLASSB5926	348,015,833.07	358,342,986.64	348,015,833.07	348,015,833.07	3,847,846.43	4.439	N/A
Sub Total/Average B5926 Toll Road - 2024A First Ln Constr		651,108,333.40	672,198,785.66	651,108,333.40	651,108,333.40	7,224,972.66	4.407	
B5927 Toll Road - Change Fund								
B5927 HCTRA Change Fund MM	D0105-JPM	0.00	0.00	0.00	0.00	0.00		N/A
Sub Total/Average B5927 Toll Road - Change Fund		0.00	0.00	0.00	0.00	0.00		
B8573 Toll Road - Revenue								
B8573 HCTRA - Revenue MM	D9802-JPM	3,170.06	742.61	3,170.06	3,170.06	3,502.78	3.400	N/A
B8573 HCTRA Amegy CustodialMM	D8879-AMEGY	51,866,536.27	41,512,522.69	51,866,536.27	51,866,536.27	314,495.31	3.750	N/A
B8573 HCTRA Revenue Sweep MM	M9802-OGVXX	14,537,732.53	80,699,282.58	14,537,732.53	14,537,732.53	1,095,813.72	4.257	N/A
B8573 Toll Road Rev Fidelity MMF MM	M9037-FIGXX	20,095,018.76	17,253,151.06	20,095,018.76	20,095,018.76	207,620.80	4.240	N/A
B8573 US Bank Open CP MM	OPENCPB8573	129,086,994.74	83,992,187.41	129,086,994.74	129,086,994.74	1,314,634.63	4.000	N/A
BARCLAYS CAPITAL INC 0 11/28/2025	06743UYU0	60,000,000.00	0.00	58,261,807.80	58,261,807.82	43,274.49	4.442	11/28/2025
BARCLAYS CAPITAL INC DISC CP 0 3/19/2025	06743UQK1	0.00	11,873,379.96	0.00	0.00	126,620.00		3/19/2025
BARCLAYS US CCP DISC CP0 8/29/2025	06741FVV6	23,000,000.00	0.00	22,581,203.81	22,581,203.92	187,062.25	4.468	8/29/2025
BARCLAYS US CCP DISC CP0 8/29/2025	06741FVV6	20,000,000.00	0.00	19,635,829.40	19,635,984.85	9,707.07	4.423	8/29/2025
BAYERISCHE LANDESBK GIRO 0 5/30/2025	07274LSW8	82,500,000.00	0.00	81,903,557.18	81,903,557.41	818,844.91	4.456	5/30/2025
BAYERISCHE LANDESBK GIRO DISC CP 0 1/8/2025	07274LN86	0.00	49,949,226.50	0.00	0.00	50,773.70		1/8/2025

Description	CUSIP/Ticker	Ending Face Amount/Shares	Beginning MV	Ending MV	Ending BV	Investment Income-BV	Ending YTM @ Cost	Maturity Date
BAYERISCHE LANDESBK GIRO DISC CP 0 4/10/2025	07274LRA7	35,000,000.00	0.00	34,961,490.20	34,961,490.14	265,290.14	4.378	4/10/2025
COMMERZBANK US FINANCE 0 5/20/2025	20260ASL5	50,000,000.00	0.00	49,695,814.50	49,695,814.60	248,314.60	4.469	5/20/2025
FFCB 4.75 1/8/2025	3133EPU78	0.00	49,995,500.00	0.00	0.00	46,617.72		1/8/2025
FHLB 3.43 9/9/2025-22	3130ARW80	20,000,000.00	19,866,200.00	19,917,200.00	20,000,000.00	171,500.00	3.430	9/9/2025
FHLB 4 6/9/2028	3130AWC24	8,000,000.00	7,905,200.00	8,004,080.00	7,919,451.81	86,217.27	4.353	6/9/2028
FHLB 4.36 4/14/2026-25	3130B4UY5	23,000,000.00	0.00	22,967,570.00	23,000,000.00	130,921.11	4.360	4/14/2026
FHLB 4.38 5/26/2026-25	3130B5PL6	60,000,000.00	0.00	60,005,400.00	60,000,000.00	36,500.00	4.380	5/26/2026
FHLB 4.41 8/28/2026-25	3130B4SW2	23,000,000.00	0.00	22,967,340.00	23,000,000.00	154,962.50	4.410	8/28/2026
FHLB 4.44 11/27/2026-25	3130B5PQ5	57,000,000.00	0.00	57,021,090.00	57,000,000.00	28,120.00	4.440	11/27/2026
GRAND PRAIRIE TX LT GO 3.272 2/15/2025	386138K59	0.00	2,156,868.00	0.00	0.00	8,638.08		2/15/2025
LOGIC B8573 LGIP	LOGICB8573	179,475,534.90	177,498,559.19	179,475,534.90	179,475,534.90	1,976,975.71	4.476	N/A
LoneStar B8573 LGIP	LONESTARB8573	2,221,784.20	188,089,126.55	2,221,784.20	2,221,784.20	1,132,657.65	4.446	N/A
OREGON ST LOTTERY REV 2.915 4/1/2025	68607V3J2	1,250,000.00	1,245,550.00	1,250,000.00	1,250,000.00	9,109.37	2.915	4/1/2025
OREGON ST LOTTERY REV 3.131 4/1/2026	68607V3K9	1,000,000.00	986,360.00	989,410.00	1,000,000.00	7,827.50	3.131	4/1/2026
T-Bill 0 2/19/2026	912797PM3	60,500,000.00	0.00	58,424,300.29	58,352,245.40	33,144.36	4.136	2/19/2026
TEXAS A&M UNIV REV 2.9 7/1/2027-25	8821173E2	4,195,000.00	4,033,240.80	4,077,665.85	4,100,941.22	40,712.15	3.990	7/1/2027
TexasCLASS B8573 LGIP	TXCLASSB8573	124,475,925.02	123,104,985.91	124,475,925.02	124,475,925.02	1,370,939.11	4.439	N/A
T-Note 0.25 5/31/2025	912828ZT0	50,000,000.00	49,197,265.62	49,671,875.00	49,627,621.30	589,474.65	4.911	5/31/2025
T-Note 0.25 6/30/2025	912828ZW3	40,000,000.00	39,242,968.75	39,606,250.00	39,586,448.60	438,413.28	4.557	6/30/2025
T-Note 1.5 2/15/2025	91282CDZ1	0.00	49,827,148.44	0.00	0.00	112,686.04		2/15/2025
T-Note 1.75 3/15/2025	91282CED9	0.00	49,748,046.88	0.00	0.00	500,722.75		3/15/2025
T-Note 2 8/15/2025	912828K74	5,000,000.00	4,932,226.56	4,957,812.50	4,952,126.32	56,335.81	4.678	8/15/2025
T-Note 2.25 11/15/2025	912828M56	23,000,000.00	0.00	22,738,554.69	22,720,023.25	162,109.10	4.246	11/15/2025
T-Note 2.875 6/15/2025	91282CEU1	6,000,000.00	5,964,960.94	5,982,421.88	5,980,519.66	65,719.92	4.504	6/15/2025
T-Note 3.75 4/15/2026	91282CGV7	23,000,000.00	0.00	22,930,371.09	22,891,902.28	164,592.87	4.214	4/15/2026
T-Note 4.25 5/31/2025	91282CHD6	50,000,000.00	49,996,093.75	50,004,882.80	49,946,289.06	605,978.48	4.925	5/31/2025
T-Note 5 10/31/2025	91282CJE2	15,000,000.00	15,091,406.25	15,071,191.41	15,048,730.92	165,969.77	4.413	10/31/2025
Sub Total/Average B8573 Toll Road - Revenue		1,262,207,696.48	1,124,162,200.45	1,255,389,814.88	1,255,178,855.04	12,782,799.60	4.361	
B8577 Toll Road - Renewal & Repl								
B8577 HCTRA - Renewal & Repl MM	D0659-JPM	0.00	5,778.92	0.00	0.00	0.54		N/A
B8577 HCTRA Renew and Repl Sweep MM	M0659-MJGXX	5,128,179.44	5,509,728.74	5,128,179.44	5,128,179.44	28,635.98	3.857	N/A
B8577 US Bank Open CP MM	OPENCPB8577	6,090,365.80	8,439,212.44	6,090,365.80	6,090,365.80	86,808.52	4.000	N/A
BARCLAYS CAPITAL INC 0 10/31/2025	06743UXX5	6,000,000.00	0.00	5,846,296.38	5,846,296.35	4,329.68	4.427	10/31/2025
BARCLAYS CAPITAL INC DISC CP0 5/13/2025	06743USD5	2,900,000.00	2,851,180.70	2,884,466.58	2,884,466.58	33,285.89	4.699	5/13/2025
BARCLAYS US CCP 0 8/15/2025	06741FVF1	5,000,000.00	0.00	4,917,238.75	4,917,238.75	40,772.08	4.470	8/15/2025
BARCLAYS US CCP DISC CP0 8/29/2025	06741FVV6	5,000,000.00	0.00	4,908,957.35	4,908,957.38	40,665.71	4.468	8/29/2025
BARCLAYS US CCP 0 2/11/2025	06741FPB7	0.00	0.00	0.00	0.00	20,683.33		2/11/2025

Description	CUSIP/Ticker	Ending Face Amount/Shares	Beginning MV	Ending MV	Ending BV	Investment Income-BV	Ending YTM @ Cost	Maturity Date
FFCB 4.5 3/26/2027	3133EP6K6	3,000,000.00	3,010,980.00	3,031,350.00	3,003,197.06	33,352.58	4.442	3/26/2027
FFCB 4.89 2/27/2029-25	3133ER4X6	3,000,000.00	0.00	2,999,730.00	3,000,000.00	13,855.00	4.890	2/27/2029
FHLB 1.55 2/28/2025-23	3130AQTT0	0.00	2,985,330.00	0.00	0.00	8,654.47		2/28/2025
FHLB 3 3/10/2028	313382GT4	6,000,000.00	5,765,940.00	5,845,080.00	5,757,316.19	65,317.71	4.527	3/10/2028
FHLB 3.43 9/9/2025-22	3130ARW80	2,000,000.00	1,986,620.00	1,991,720.00	2,000,000.00	17,150.00	3.430	9/9/2025
FHLB 4 4/30/2025-22	3130ASZU6	3,000,000.00	2,996,430.00	2,998,350.00	3,000,000.00	30,000.00	4.000	4/30/2025
FHLB 4 7/24/2025-22	3130ASM97	3,000,000.00	2,987,610.00	2,996,160.00	2,995,939.08	33,178.11	4.460	7/24/2025
FHLB 4.05 5/28/2025-22	3130ASZP7	3,000,000.00	2,995,170.00	2,996,970.00	3,000,000.00	30,375.00	4.050	5/28/2025
FHLB 4.125 1/23/2025-22	3130AT6L6	0.00	2,998,980.00	0.00	0.00	7,562.50		1/23/2025
FHLB 4.56 9/30/2026-22	3130ATBQ9	0.00	2,993,580.00	0.00	0.00	34,200.00		9/30/2026
FHLB 4.75 7/10/2025-24	3130B2RV9	0.00	3,999,440.00	0.00	0.00	4,750.00		7/10/2025
FHLB 4.9 12/20/2028-25	3130B4CB5	10,000,000.00	9,989,600.00	9,985,800.00	10,000,000.00	122,500.00	4.900	12/20/2028
FHLMC 0.58 4/15/2026	3134GWZC3	3,000,000.00	2,863,560.00	2,893,110.00	2,889,943.78	30,415.95	4.315	4/15/2026
FHLMC 3.4 6/27/2025-22	3134GXYN8	3,000,000.00	2,985,300.00	2,992,230.00	2,998,724.21	26,804.78	3.586	6/27/2025
FHLMC 3.75 4/28/2025-23	3134GXK29	3,000,000.00	2,992,980.00	2,998,170.00	3,000,000.00	28,125.00	3.750	4/28/2025
FHLMC 4 8/25/2025-22	3134GXT46	3,000,000.00	2,985,060.00	2,994,600.00	3,000,000.00	30,000.00	4.000	8/25/2025
FHLMC 4.6 12/10/2027-25	3134HBAX9	3,000,000.00	0.00	3,004,500.00	3,002,643.53	7,993.53	4.567	12/10/2027
FNMA 3.75 9/30/2025-24	3135GAV57	8,000,000.00	7,972,640.00	7,977,680.00	7,984,165.52	82,830.24	4.157	9/30/2025
FNMA 4.95 6/13/2028-25	3136GA4G1	8,600,000.00	8,599,398.00	8,600,946.00	8,600,000.00	106,425.00	4.950	6/13/2028
LOGIC B8577 LGIP	LOGICB8577	2,415,703.41	2,389,093.72	2,415,703.41	2,415,703.41	26,609.69	4.476	N/A
LoneStar B8577 LGIP	LONESTARB8577	889,707.43	879,919.07	889,707.43	889,707.43	9,788.36	4.446	N/A
ST OF MASSACHUSETTS *ESG* 3.66 1/15/2025	576004GY5	0.00	2,999,100.00	0.00	0.00	4,270.00		1/15/2025
SUMITOMO MIT/SINGAPORE 0 7/15/2025	86564YUF7	5,000,000.00	0.00	4,936,769.45	4,936,769.46	37,336.13	4.398	7/15/2025
T-Bill 0 1/30/2025	912797LZ8	0.00	2,990,160.00	0.00	0.00	11,141.01		1/30/2025
TexasCLASS B8577 LGIP	TXCLASSB8577	180,292.50	3,443,947.55	180,292.50	180,292.50	36,344.95	4.439	N/A
T-Note 0.75 5/31/2026	91282CCF6	3,000,000.00	2,858,027.34	2,889,257.81	2,870,462.74	32,930.21	4.720	5/31/2026
T-Note 1.125 10/31/2026	91282CDG3	4,000,000.00	3,782,812.50	3,829,140.63	3,814,286.97	40,105.10	4.262	10/31/2026
T-Note 1.25 9/30/2028	91282CCY5	2,000,000.00	1,788,046.88	1,827,812.50	1,786,770.91	21,185.71	4.700	9/30/2028
T-Note 1.375 10/31/2028	91282CDF5	2,000,000.00	1,791,796.88	1,832,421.88	1,803,511.31	20,336.23	4.459	10/31/2028
T-Note 1.75 3/15/2025	91282CED9	0.00	2,984,882.81	0.00	0.00	30,525.37		3/15/2025
T-Note 2.25 3/31/2026	9128286L9	3,000,000.00	2,928,105.47	2,947,441.41	2,925,849.84	34,973.16	4.905	3/31/2026
T-Note 2.25 8/15/2027	9128282R0	2,000,000.00	1,901,640.62	1,926,406.25	1,909,574.82	20,492.15	4.318	8/15/2027
T-Note 2.375 4/30/2026	9128286S4	3,000,000.00	2,928,046.88	2,947,851.56	2,923,950.12	35,041.90	4.893	4/30/2026
T-Note 2.5 2/28/2026	9128286F2	3,000,000.00	2,941,816.41	2,957,519.53	2,937,989.68	35,251.06	4.918	2/28/2026
T-Note 2.625 3/31/2025	9128284F4	0.00	1,992,343.75	0.00	0.00	13,032.28		3/31/2025
T-Note 2.75 7/31/2027	91282CFB2	5,000,000.00	4,817,382.81	4,873,828.12	4,873,535.34	47,352.04	3.941	7/31/2027
T-Note 2.875 6/15/2025	91282CEU1	3,000,000.00	2,982,480.47	2,991,210.94	2,987,944.73	35,791.87	4.906	6/15/2025
T-Note 3 9/30/2025	9128285C0	1,000,000.00	991,054.69	994,121.09	989,916.12	12,376.86	5.145	9/30/2025
T-Note 3.25 6/30/2027	91282CEW7	3,000,000.00	2,930,742.19	2,960,039.06	2,929,853.36	31,929.98	4.390	6/30/2027

Description	CUSIP/Ticker	Ending Face Amount/Shares	Beginning MV	Ending MV	Ending BV	Investment Income-BV	Ending YTM @ Cost	Maturity Date
T-Note 3.5 9/15/2025	91282CFK2	10,000,000.00	9,948,632.81	9,969,726.56	9,960,550.84	108,024.38	4.380	9/15/2025
T-Note 3.875 1/15/2026	91282CGE5	6,000,000.00	5,981,250.00	5,990,507.81	5,967,721.33	67,698.97	4.585	1/15/2026
T-Note 4 1/15/2027	91282CJT9	3,000,000.00	2,986,289.06	3,003,984.38	2,985,491.20	31,749.80	4.287	1/15/2027
T-Note 4 1/31/2029	91282CJW2	4,000,000.00	3,946,875.00	4,012,187.50	3,974,481.09	41,194.94	4.186	1/31/2029
T-Note 4 12/15/2025	91282CGA3	3,000,000.00	2,995,429.69	2,998,125.00	2,979,253.36	36,879.57	5.040	12/15/2025
T-Note 4.125 2/15/2027	91282CKA8	3,500,000.00	0.00	3,513,466.80	3,500,130.44	13,154.97	4.122	2/15/2027
T-Note 4.125 6/15/2026	91282CHH7	3,000,000.00	2,995,605.47	3,004,863.28	2,998,603.25	30,882.58	4.165	6/15/2026
T-Note 4.25 10/15/2025	91282CFP1	3,000,000.00	0.00	3,001,406.25	3,001,300.62	29,899.52	4.161	10/15/2025
T-Note 4.375 12/15/2026	91282CJP7	3,000,000.00	3,007,617.19	3,021,855.47	2,989,442.70	33,977.05	4.595	12/15/2026
T-Note 4.375 8/15/2026	91282CHU8	3,000,000.00	3,006,210.94	3,016,171.88	2,994,028.26	33,432.06	4.527	8/15/2026
T-Note 4.5 11/15/2025	91282CFW6	3,000,000.00	3,006,269.53	3,006,386.72	2,989,114.05	37,841.85	5.116	11/15/2025
T-Note 4.5 4/15/2027	91282CKJ9	3,000,000.00	0.00	3,035,156.25	3,021,881.03	11,268.48	4.121	4/15/2027
T-Note 4.5 7/15/2026	91282CHM6	3,000,000.00	3,011,425.78	3,019,218.75	3,001,827.54	33,122.38	4.448	7/15/2026
T-Note 4.625 11/15/2026	91282CJK8	3,000,000.00	3,020,390.62	3,031,816.41	3,006,898.91	33,448.79	4.471	11/15/2026
Sub Total/Average B8577 Toll Road - Renewal & Repl		190,704,248.58	182,141,914.93	189,106,296.93	188,554,277.03	2,048,061.00	4.423	
C1005 HC County - Depository DDA								
C1005 - HC Attorney CPS DEL Litigation MM	CADE-D7118	0.00	7,507.77	0.00	0.00	0.00		N/A
C1005 - HC Attorney Litigation Expense MM	CADE-D8379	0.00	13,192.00	0.00	0.00	0.00		N/A
C1005 - HC Atty Toll Rd Disc Acct MM	CADE-D8381	0.00	1,484.50	0.00	0.00	0.00		N/A
C1005 - HC CAO LitigationMM	D3018-JPM	17,729.00	4,384.50	17,729.00	17,729.00	0.00	0.000	N/A
C1005 - HC CAO Toll Road Discretionary MM	D3117-JPM	8,835.39	7,994.35	8,835.39	8,835.39	0.00	0.000	N/A
C1005 - HC County Atty CPS-DEL MM	D3257-JPM	9,190.00	1,652.73	9,190.00	9,190.00	0.00	0.000	N/A
C1005 - HC RCA Clothing Reimb ImprestMM	D3576-JPM	192,905.29	150,661.05	192,905.29	192,905.29	1,492.04	3.400	N/A
C1005 - HC RCA Petty CashMM	D3600-JPM	51,529.00	105,806.09	51,529.00	51,529.00	751.78	3.400	N/A
C1005 County - HCD Housing Program MM	D5900-JPM	3,328,801.03	0.00	3,328,801.03	3,328,801.03	0.00	0.000	N/A
C1005 County - HCD HPRP Program MM	D6502-JPM	363,152.27	0.00	363,152.27	363,152.27	0.00	0.000	N/A
C1005 County - VetSvcs SPGP Imprest MM	D0178-JPM	30,000.00	0.00	30,000.00	30,000.00	0.00	0.000	N/A
C1005 Harris County - Veteran Services MM	D7251-JPM	29,694.63	30,412.86	29,694.63	29,694.63	0.00	0.000	N/A
C1005 HC - Comm Pct 2 Petty Cash MM	D7927-JPM	400.00	0.00	400.00	400.00	0.00	0.000	N/A
C1005 HC - Emergency Food and Shelter MM	D5827-JPM	318,359.04	315,704.93	318,359.04	318,359.04	2,654.11	3.400	N/A
C1005 HC - Emergency Shelter Grant MM	D7013-JPM	74,282.86	77,372.50	74,282.86	74,282.86	638.70	3.400	N/A
C1005 HC - General Assistance Prog MM	D6890-JPM	618,062.16	616,307.04	618,062.16	618,062.16	5,158.12	3.400	N/A
C1005 HC - Probate Ct 2 Petty Cash MM	D9287-JPM	1,142.68	0.00	1,142.68	1,142.68	0.00	0.000	N/A
C1005 HC - Shelter Plus Care MM	D6767-JPM	115,783.22	99,014.07	115,783.22	115,783.22	929.22	3.400	N/A
C1005 Probat Court 1 Imprest MM	D2737-JPM	590.58	0.00	590.58	590.58	0.00	0.000	N/A
C1005 Prot Svcs Clothing Reimbursement Imprest MM	CADE-D2017	1,303.71	39,137.91	1,303.71	1,303.71	0.00	0.000	N/A
C1005 Prot Svcs For Children and Adults Imprest MM	CADE-D2016	789.94	8,169.39	789.94	789.94	0.00	0.000	N/A

Description	CUSIP/Ticker	Ending Face Amount/Shares	Beginning MV	Ending MV	Ending BV	Investment Income-BV	Ending YTM @ Cost	Maturity Date
C1005 Right of Way MM	D8123-JPM	1,000.00	0.00	1,000.00	1,000.00	0.00	0.000	N/A
C1005 Ryan White Planning Council MM	D7387-JPM	2,881.60	0.00	2,881.60	2,881.60	0.00	0.000	N/A
Sub Total/Average C1005 HC County - Depository DDA		5,166,432.40	1,478,801.69	5,166,432.40	5,166,432.40	11,623.97	0.902	
C1007 HC County - Tax and Sub Ln Ser 22 PF								
C1007 - HCHOT CO Ser 2022A ProjectMM	D7072-JPM	804,636.94	366.79	804,636.94	804,636.94	389.76	3.400	N/A
TexasCLASS C1007 LGIP	TXCLASSC1007	7,012,524.89	7,796,520.29	7,012,524.89	7,012,524.89	86,004.60	4.439	N/A
Sub Total/Average C1007 HC County - Tax and Sub Ln Ser 22 PF		7,817,161.83	7,796,887.08	7,817,161.83	7,817,161.83	86,394.36	4.332	
C1012 HC - Disaster Recovery CP Ser J1								
C1012 Harris County - CP Series J-1 Proj Fd MM	D8713-JPM	18,896.96	6,706.75	18,896.96	18,896.96	12,228.97	3.400	N/A
LoneStar C1012 LGIP	LONESTARC1012	0.04	13.60	0.04	0.04	0.04	4.446	N/A
Sub Total/Average C1012 HC - Disaster Recovery CP Ser J1		18,897.00	6,720.35	18,897.00	18,897.00	12,229.01	3.400	
C1013 HC - Gen Obl CP Series B								
C1013 Harris County - CP Series B Proj Fd MM	D6808-JPM	1,267,860.70	1,374,626.96	1,267,860.70	1,267,860.70	7,687.78	3.400	N/A
LoneStar C1013 LGIP	LONESTARC1013	4,612.92	4,562.18	4,612.92	4,612.92	50.74	4.446	N/A
SLGS Demand Deposit C1013 MM	SLGSC1013	12,523,206.20	13,147,876.64	12,523,206.20	12,523,206.20	105,329.56	3.310	N/A
Sub Total/Average C1013 HC - Gen Obl CP Series B		13,795,679.82	14,527,065.78	13,795,679.82	13,795,679.82	113,068.08	3.319	
C1014 HC - Gen Obl CP Series D								
C1014 Harris County - CP Series D Proj Fd MM	D7376-JPM	6,265,797.26	5,789.43	6,265,797.26	6,265,797.26	8,898.45	3.400	N/A
LoneStar C1014 LGIP	LONESTARC1014	178,182.06	823,582.00	178,182.06	178,182.06	3,600.06	4.446	N/A
Sub Total/Average C1014 HC - Gen Obl CP Series D		6,443,979.32	829,371.43	6,443,979.32	6,443,979.32	12,498.51	3.429	
C1015 HC - GO CP Series C-2 Proj Fd								
C1015 HC CP Ser C-2 Project Fd MM	D1960-JPM	100,407.49	376.54	100,407.49	100,407.49	38.87	3.400	N/A
LoneStar C1015 LGIP	LONESTARC1015	399,023.54	603,349.24	399,023.54	399,023.54	5,174.30	4.446	N/A
Sub Total/Average C1015 HC - GO CP Series C-2 Proj Fd		499,431.03	603,725.78	499,431.03	499,431.03	5,213.17	4.236	
C1016 HC - Gen Obl CP Series A-1								
C1016 Harris County - CP Series A-1 Proj Fd MM	D1791-JPM	4,183,890.90	24,538.00	4,183,890.90	4,183,890.90	6,324.48	3.400	N/A
LoneStar C1016 LGIP	LONESTARC1016	0.00	0.12	0.00	0.00	0.00		N/A
Sub Total/Average C1016 HC - Gen Obl CP Series A-1		4,183,890.90	24,538.12	4,183,890.90	4,183,890.90	6,324.48	3.400	
C1017 HC - Gen Obl CP Series C								

Description	CUSIP/Ticker	Ending Face Amount/Shares	Beginning MV	Ending MV	Ending BV	Investment Income-BV	Ending YTM @ Cost	Maturity Date
C1017 Harris County - CP Series C Proj Fd MM	D6923-JPM	9,673,801.39	396,987.10	9,673,801.39	9,673,801.39	13,102.47	3.400	N/A
LoneStar C1017 LGIP	LONESTARC1017	0.00	1.07	0.00	0.00	0.00		N/A
Sub Total/Average C1017 HC - Gen Obl CP Series C		9,673,801.39	396,988.17	9,673,801.39	9,673,801.39	13,102.47	3.400	
C1018 HC - Gen Obl CP Series D-3								
C1018 Harris County - CP Series D-3 Proj Fd MM	D9067-JPM	3,601,074.32	10,590.17	3,601,074.32	3,601,074.32	2,104.61	3.400	N/A
Sub Total/Average C1018 HC - Gen Obl CP Series D-3		3,601,074.32	10,590.17	3,601,074.32	3,601,074.32	2,104.61	3.400	
C1019 HC - Gen Obl CP Series D-2								
C1019 Harris County - CP Series D-2 Proj Fd MM	D9109-JPM	11,101,990.74	12,537.03	11,101,990.74	11,101,990.74	11,128.21	3.400	N/A
LoneStar C1019 LGIP	LONESTARC1019	0.01	2.28	0.01	0.01	0.01	4.446	N/A
Sub Total/Average C1019 HC - Gen Obl CP Series D-2		11,101,990.75	12,539.31	11,101,990.75	11,101,990.75	11,128.22	3.400	
C1020 HC - Prot Svcs Guardianship Custodian								
C1020 - HC RCA GuardianshipMM	D6215-JPM	5,440,818.58	3,714,516.49	5,440,818.58	5,440,818.58	43,895.77	3.400	N/A
C1020 Prot Svcs For Children and Adults Guardiansh	CADE-D1022	90,901.27	1,905,738.69	90,901.27	90,901.27	0.00	0.000	N/A
Sub Total/Average C1020 HC - Prot Svcs Guardianship Custodian		5,531,719.85	5,620,255.18	5,531,719.85	5,531,719.85	43,895.77	3.344	
C1021 HC - Prot Svcs Rep Payee								
C1021 - HC RCA Representative PayeeMM	D5951-JPM	39,281.03	33,988.73	39,281.03	39,281.03	328.79	3.400	N/A
C1021 Prot Svcs For Children and Adults Representa	CADE-D1064	2,051.87	14,653.78	2,051.87	2,051.87	0.54	0.000	N/A
Sub Total/Average C1021 HC - Prot Svcs Rep Payee		41,332.90	48,642.51	41,332.90	41,332.90	329.33	3.231	
C1022 HC - Care For Elders Program								
C1022 HC CSD - Care of Elders Program MM	D6635-JPM	21,269.54	21,092.22	21,269.54	21,269.54	177.32	3.400	N/A
Sub Total/Average C1022 HC - Care For Elders Program		21,269.54	21,092.22	21,269.54	21,269.54	177.32	3.400	
C1023 HC - CTS Vehicle Registration								
C1023 Harris County - US Vehicle Registration MM	D9356-JPM	45,528.86	17,964.06	45,528.86	45,528.86	225.05	3.400	N/A
Sub Total/Average C1023 HC - CTS Vehicle Registration		45,528.86	17,964.06	45,528.86	45,528.86	225.05	3.400	
C1024 HC - Rides Program								
C1024 HC CSD - Rides Program MM	D7070-JPM	78,293.61	49,428.09	78,293.61	78,293.61	537.90	3.400	N/A
C1024 Rides Program MM	CADE-D5372	0.00	4,026.00	0.00	0.00	0.00		N/A

Description	CUSIP/Ticker	Ending Face Amount/Shares	Beginning MV	Ending MV	Ending BV	Investment Income-BV	Ending YTM @ Cost	Maturity Date
Sub Total/Average C1024 HC - Rides Program		78,293.61	53,454.09	78,293.61	78,293.61	537.90	3.400	
C1026 HC - Fee Officer Cash Bond								
C1026 Fee Officer Cash Bond MM	D8812-JPM	6,168,579.97	5,704,699.65	6,168,579.97	6,168,579.97	0.00	0.000	N/A
Sub Total/Average C1026 HC - Fee Officer Cash Bond		6,168,579.97	5,704,699.65	6,168,579.97	6,168,579.97	0.00	0.000	
C1050 HC - Harris County Contingency Fund								
BARCLAYS CAPITAL INC 0 9/10/2025	06743UWA6	15,000,000.00	14,532,092.25	14,699,202.15	14,699,202.20	167,109.89	4.595	9/10/2025
BARCLAYS CAPITAL INC DISC CP0 5/13/2025	06743USD5	45,000,000.00	44,242,459.20	44,758,964.25	44,758,964.24	516,505.21	4.699	5/13/2025
BARCLAYS CAPITAL INC DISC CP0 6/27/2025	06743UTT9	21,000,000.00	20,523,888.42	20,765,979.15	20,765,979.06	242,090.62	4.721	6/27/2025
C1050 Contingency Fund Sweep MM	M7210-MJGXX	14,236,011.93	7,358,401.98	14,236,011.93	14,236,011.93	53,439.49	3.857	N/A
C1050 Harris County - Contingency Fund MM	D7210-JPM	0.00	2,743.79	0.00	0.00	0.26		N/A
C1050 US Bank Open CP MM	OPENCPC1050	254,771.99	14,349,327.94	254,771.99	254,771.99	55,263.74	4.000	N/A
FFCB 4.75 1/8/2025	3133EPU78	0.00	4,999,550.00	0.00	0.00	4,661.78		1/8/2025
FHLB 4 8/28/2025-22	3130ASXX2	10,000,000.00	9,968,400.00	9,982,400.00	10,000,000.00	100,000.00	4.000	8/28/2025
FHLB 5.125 3/14/2025	3130AWT59	0.00	6,006,720.00	0.00	0.00	63,701.86		3/14/2025
FNMA 0.625 4/22/2025	3135G03U5	2,000,000.00	1,976,840.00	1,995,020.00	1,995,030.23	23,455.88	4.992	4/22/2025
LOGIC C1050 LGIP	LOGICC1050	300,622.71	10,727,775.60	300,622.71	300,622.71	72,847.11	4.476	N/A
LoneStar C1050 LGIP	LONESTARC1050	7,337,259.42	7,913,588.13	7,337,259.42	7,337,259.42	83,671.29	4.446	N/A
T-Bill 0 7/24/2025	912797PF8	12,500,000.00	0.00	12,342,460.94	12,334,360.24	8,717.88	4.267	7/24/2025
T-Note 2 2/15/2025	912828J27	0.00	2,991,445.31	0.00	0.00	18,190.96		2/15/2025
T-Note 2.5 1/31/2025	9128283V0	0.00	9,986,523.44	0.00	0.00	40,242.26		1/31/2025
T-Note 2.75 2/28/2025	9128283Z1	0.00	2,993,203.12	0.00	0.00	24,774.25		2/28/2025
T-Note 2.875 11/30/2025	9128285N6	14,000,000.00	0.00	13,883,789.06	13,877,579.55	140,031.48	4.221	11/30/2025
T-Note 2.875 6/15/2025	91282CEU1	10,000,000.00	9,941,601.56	9,970,703.12	9,956,188.87	122,966.77	5.101	6/15/2025
T-Note 2.875 6/15/2025	91282CEU1	5,000,000.00	4,970,800.78	4,985,351.56	4,979,907.89	59,653.12	4.906	6/15/2025
T-Note 3 10/31/2025	9128285J5	10,000,000.00	9,900,390.62	9,934,179.69	9,901,068.88	116,192.18	4.802	10/31/2025
T-Note 3 7/15/2025	91282CEY3	13,000,000.00	12,917,988.28	12,952,265.62	12,930,813.92	155,440.74	4.947	7/15/2025
TOYOTA MOTOR CREDIT CORP 0 5/30/2025	89233GSW7	15,000,000.00	14,719,375.05	14,887,750.05	14,887,750.00	168,375.00	4.593	5/30/2025
Sub Total/Average C1050 HC - Harris County Contingency Fund		194,628,666.05	211,023,115.47	193,286,731.64	193,215,511.13	2,237,331.77	4.562	
C1052 HC - American Rescue Plan								
BARCLAYS US CCP 0 8/15/2025	06741FVF1	30,000,000.00	0.00	29,503,432.50	29,503,432.51	244,632.51	4.470	8/15/2025
BARCLAYS US CCP DISC CP0 8/29/2025	06741FVV6	30,000,000.00	0.00	29,453,744.10	29,453,744.24	243,994.24	4.468	8/29/2025
BARCLAYS US CCP 0 4/21/2025	06741FRM1	32,000,000.00	0.00	31,921,151.04	31,921,150.97	303,568.75	4.443	4/21/2025
BAYERISCHE LANDESBK GIRO DISC CP 0 1/8/2025	07274LN86	0.00	9,989,845.30	0.00	0.00	10,154.74		1/8/2025
BAYERISCHE LANDESBK GIRO DISC CP0 1/15/2025	07274LNF0	0.00	76,857,205.04	0.00	0.00	142,794.88		1/15/2025

Description	CUSIP/Ticker	Ending Face Amount/Shares	Beginning MV	Ending MV	Ending BV	Investment Income-BV	Ending YTM @ Cost	Maturity Date
BAYERISCHE LANDESBK GIRO DISC CP0 5/15/2025	07274LSF5	20,000,000.00	19,669,092.00	19,891,343.60	19,891,343.61	222,251.70	4.497	5/15/2025
C1052 American Rescue Plan Sweep MM	M7335-MJGXX	24,117,106.77	2,655,319.99	24,117,106.77	24,117,106.77	124,740.21	3.857	N/A
C1052 Harris County - American Rescue Plan Act MM	D7335-JPM	0.08	1,638.79	0.08	0.08	399.48	3.400	N/A
C1052 US Bank Open CP MM	OPENCPC1052	587,556.31	42,855,075.58	587,556.31	587,556.31	266,610.79	4.000	N/A
FFCB 4.75 1/8/2025	3133EPU78	0.00	19,998,200.00	0.00	0.00	18,647.08		1/8/2025
LOGIC C1052 LGIP	LOGICC1052	13,004,204.89	12,860,947.53	13,004,204.89	13,004,204.89	143,257.36	4.476	N/A
LoneStar C1052 LGIP	LONESTARC1052	8,894,519.57	8,796,668.22	8,894,519.57	8,894,519.57	97,851.35	4.446	N/A
MACQUARIE INTERNATIONAL DISC CP0 4/11/2025	55609ERB6	20,000,000.00	19,748,927.80	19,974,892.80	19,974,892.79	225,964.91	4.545	4/11/2025
SUMITOMO MIT/SINGAPORE 0 7/15/2025	86564YUF7	20,000,000.00	0.00	19,747,077.80	19,747,077.85	149,344.51	4.398	7/15/2025
T-Bill 0 2/13/2025	912797MK0	0.00	15,921,120.00	0.00	0.00	82,996.83		2/13/2025
T-Bill 0 3/13/2025	912797MT1	0.00	19,837,400.00	0.00	0.00	170,719.02		3/13/2025
T-Bill 0 5/20/2025	912797PJ0	18,000,000.00	0.00	17,909,216.25	17,894,939.92	10,720.42	4.296	5/20/2025
T-Bill 0 6/20/2025	912797NV5	20,000,000.00	19,613,200.00	19,816,215.28	19,814,273.99	208,941.76	4.305	6/20/2025
TexasCLASS C1052 LGIP	TXCLASSC1052	7,120,163.89	7,041,744.58	7,120,163.89	7,120,163.89	78,419.31	4.439	N/A
T-Note 2.625 12/31/2025	912828T3	20,000,000.00	19,699,218.75	19,782,031.25	19,685,486.47	233,456.56	4.849	12/31/2025
T-Note 3.875 1/15/2026	91282CGE5	20,000,000.00	19,937,500.00	19,968,359.38	19,855,355.17	237,045.75	4.844	1/15/2026
Sub Total/Average C1052 HC - American Rescue Plan		283,723,551.51	315,483,103.58	281,691,015.51	281,465,249.03	3,216,512.16	4.443	
C1053 HC - Mobility and Infrastructure								
ALASKA HSG FIN MUNI CP 0 3/5/2025	01183PQ53	0.00	7,769,950.37	0.00	0.00	63,171.12		3/5/2025
BARCLAYS CAPITAL INC 0 10/31/2025	06743UXX5	15,000,000.00	0.00	14,615,740.95	14,615,740.87	10,824.20	4.427	10/31/2025
BARCLAYS US CCP 0 8/15/2025	06741FVF1	10,000,000.00	0.00	9,834,477.50	9,834,477.50	81,544.17	4.470	8/15/2025
BARCLAYS US CCP DISC CP 0 2/14/2025	06741FPE1	0.00	19,886,150.00	0.00	0.00	113,850.00		2/14/2025
C1053 Harris County - Mobility & Infrastructur	D7277-JPM	27,916,566.55	6,836,168.31	27,916,566.55	27,916,566.55	90,551.39	3.400	N/A
C1053 US Bank Open CP MM	OPENCPC1053	1,475,248.76	57,622,500.00	1,475,248.76	1,475,248.76	520,836.59	4.000	N/A
FHLB 3.25 6/6/2025-22	3130AS6N4	10,000,000.00	9,951,000.00	9,977,700.00	10,000,452.37	80,642.33	3.224	6/6/2025
FHLB 3.25 6/6/2025-22	3130AS6N4	10,000,000.00	9,951,000.00	9,977,700.00	10,000,055.02	81,176.10	3.247	6/6/2025
FHLB 4.36 4/14/2026-25	3130B4UY5	10,000,000.00	0.00	9,985,900.00	10,000,000.00	56,922.22	4.360	4/14/2026
FHLB 4.38 5/26/2026-25	3130B5PL6	30,000,000.00	0.00	30,002,700.00	30,000,000.00	18,250.00	4.380	5/26/2026
FHLB 4.65 8/15/2025-25	3130B36P3	0.00	14,995,350.00	0.00	0.00	15,500.00		8/15/2025
FHLB 4.75 7/10/2025-24	3130B2RV9	0.00	19,997,200.00	0.00	0.00	23,750.00		7/10/2025
FHLB 5.125 3/14/2025	3130AWT59	0.00	16,017,920.00	0.00	0.00	169,871.63		3/14/2025
FHLB 5.34 4/4/2025	3130AXFR4	25,000,000.00	25,045,250.00	25,002,250.00	25,000,000.00	333,750.00	5.340	4/4/2025
FHLMC 3.78 7/8/2026-22	3134GXYP3	20,000,000.00	19,798,000.00	19,890,200.00	20,000,000.00	189,000.00	3.780	7/8/2026
FNMA 3.75 9/30/2025-24	3135GAV57	30,000,000.00	29,897,400.00	29,916,300.00	29,940,620.69	310,613.40	4.157	9/30/2025
FNMA 4.631 10/17/2025-25	3135GAX22	0.00	14,994,900.00	0.00	0.00	30,873.34		10/17/2025
LOGIC C1053 LGIP	LOGICC1053	1,879.46	586,754.49	1,879.46	1,879.46	6,172.63	4.476	N/A

Description	CUSIP/Ticker	Ending Face Amount/Shares	Beginning MV	Ending MV	Ending BV	Investment Income-BV	Ending YTM @ Cost	Maturity Date
MIZUHO BANK LTD/NY 0 11/10/2025	60689FYA0	10,000,000.00	0.00	9,727,049.20	9,727,049.20	55,079.76	4.539	11/10/2025
T-Bill 0 1/7/2025	912797MW4	0.00	16,990,310.00	0.00	0.00	12,767.29		1/7/2025
T-Bill 0 2/19/2026	912797PM3	15,000,000.00	0.00	14,485,363.71	14,467,498.86	8,217.61	4.136	2/19/2026
T-Bill 0 6/12/2025	912797LN5	10,000,000.00	9,815,200.00	9,916,200.00	9,907,446.18	115,692.28	4.874	6/12/2025
TexasCLASS C1053 LGIP	TXCLASSC1053	311,248.50	3,085,278.78	311,248.50	311,248.50	25,969.72	4.439	N/A
TMCC DISC CP 0 1/31/2025	89233GNX0	0.00	9,959,186.10	0.00	0.00	40,813.92		1/31/2025
TMCC DISC CP 0 2/28/2025	89233GPU4	0.00	9,922,287.60	0.00	0.00	77,712.42		2/28/2025
T-Note 0.25 6/30/2025	912828ZW3	10,000,000.00	9,810,742.19	9,901,562.50	9,897,668.27	108,547.20	4.514	6/30/2025
T-Note 0.375 4/30/2025	912828ZL7	10,000,000.00	9,873,828.12	9,970,117.19	9,966,879.20	112,111.87	4.701	4/30/2025
T-Note 1.125 1/15/2025	91282CDS7	0.00	11,986,406.25	0.00	0.00	25,018.03		1/15/2025
T-Note 1.125 1/15/2025	91282CDS7	0.00	9,988,671.88	0.00	0.00	19,405.35		1/15/2025
T-Note 1.75 3/15/2025	91282CED9	0.00	9,949,609.38	0.00	0.00	102,305.42		3/15/2025
T-Note 2 2/15/2025	912828J27	0.00	9,971,484.38	0.00	0.00	61,218.26		2/15/2025
T-Note 2 2/15/2025	912828J27	0.00	4,985,742.19	0.00	0.00	30,318.26		2/15/2025
T-Note 2.125 5/15/2025	912828XB1	10,000,000.00	9,922,265.62	9,973,828.12	9,963,189.34	126,452.81	5.278	5/15/2025
T-Note 2.125 5/15/2025	912828XB1	10,000,000.00	9,922,265.62	9,973,828.12	9,971,413.70	110,004.07	4.540	5/15/2025
T-Note 2.25 11/15/2025	912828M56	13,000,000.00	0.00	12,852,226.56	12,841,752.27	91,626.88	4.246	11/15/2025
T-Note 2.625 4/15/2025	91282CEH0	10,000,000.00	9,956,054.69	9,993,554.69	9,990,488.40	126,049.83	5.183	4/15/2025
T-Note 2.75 5/15/2025	91282CEQ0	10,000,000.00	9,946,484.38	9,982,031.25	9,977,822.58	113,733.07	4.627	5/15/2025
T-Note 3.5 9/15/2025	91282CFK2	15,000,000.00	14,922,949.22	14,954,589.84	14,938,535.45	163,271.13	4.423	9/15/2025
T-Note 3.75 4/15/2026	91282CGV7	10,000,000.00	0.00	9,969,726.56	9,953,000.99	71,562.11	4.214	4/15/2026
T-Note 4.25 10/15/2025	91282CFP1	15,000,000.00	15,007,324.22	15,007,031.25	15,002,177.92	156,628.65	4.222	10/15/2025
T-Note 4.25 12/31/2025	91282CJS1	15,000,000.00	0.00	15,013,769.54	15,007,507.59	6,934.59	4.174	12/31/2025
T-Note 4.625 2/28/2025	91282CGN5	0.00	13,005,078.12	0.00	0.00	110,214.69		2/28/2025
T-Note 4.625 9/15/2026	91282CHY0	10,000,000.00	10,061,132.81	10,095,898.44	9,992,971.25	115,839.75	4.677	9/15/2026
T-Note 4.75 7/31/2025	91282CHN4	20,000,000.00	20,057,421.88	20,030,468.76	20,019,915.29	220,048.39	4.440	7/31/2025
T-Note 4.875 11/30/2025	91282CJL6	10,000,000.00	10,055,664.06	10,044,726.56	10,043,932.67	104,264.35	4.189	11/30/2025
T-Note 5 8/31/2025	91282CHV6	10,000,000.00	10,049,414.06	10,029,882.81	9,996,672.95	125,581.23	5.077	8/31/2025
TOYOTA MOTOR CREDIT CORPDISC CP0 7/15/2025	89233GUF1	47,000,000.00	0.00	46,399,392.17	46,399,392.22	470,287.22	4.441	7/15/2025
Sub Total/Average C1053 HC - Mobility and Infrastructure		449,704,943.27	502,594,344.72	447,229,158.99	447,161,604.05	5,104,975.28	4.351	
C1054HC - Escheatment Account								
C1054 Harris County - Treas Escheatment MM	D7525-JPM	1,665,394.95	1,651,510.82	1,665,394.95	1,665,394.95	13,884.13	3.400	N/A
Sub Total/Average C1054HC - Escheatment Account		1,665,394.95	1,651,510.82	1,665,394.95	1,665,394.95	13,884.13	3.400	
C1055 HC - County Atty SPU Fund								
C1055 Harris County - CAO SPU MM	D7186-JPM	258,648.34	279,169.61	258,648.34	258,648.34	2,202.73	3.400	N/A

Description	CUSIP/Ticker	Ending Face Amount/Shares	Beginning MV	Ending MV	Ending BV	Investment Income-BV	Ending YTM @ Cost	Maturity Date
Sub Total/Average C1055 HC - County Atty SPU Fund		258,648.34	279,169.61	258,648.34	258,648.34	2,202.73	3.400	
C1056 HC - County Atty SPU Fund - State								
C1056 Harris County - CAO State SPU MM	D1767-JPM	1,920.42	22,360.06	1,920.42	1,920.42	61.15	3.400	N/A
Sub Total/Average C1056 HC - County Atty SPU Fund - State		1,920.42	22,360.06	1,920.42	1,920.42	61.15	3.400	
C1057 HC - HOT Rev Series 2024 Constr								
C1057 HOT Rev Series 2024 Constr MM	D2538-JPM	35,579,183.37	0.00	35,579,183.37	35,579,183.37	102,444.41	3.400	N/A
Sub Total/Average C1057 HC - HOT Rev Series 2024 Constr		35,579,183.37	0.00	35,579,183.37	35,579,183.37	102,444.41	3.400	
C1822 HC - HOT Debt Service Cons								
C1822 HC HOT Debt Svc Cons MM	D2232-JPM	23,740,618.20	25,555,606.59	23,740,618.20	23,740,618.20	68,357.12	3.400	N/A
Sub Total/Average C1822 HC - HOT Debt Service Cons		23,740,618.20	25,555,606.59	23,740,618.20	23,740,618.20	68,357.12	3.400	
C1823 HC - CO Ser 2024 Const								
C1823 HC Perm Imp Tax & Rev CO Ser 24 Const MM	D2570-JPM	7,072,501.60	1,928,039.64	7,072,501.60	7,072,501.60	3,459.62	3.400	N/A
LoneStar C1823 LGIP	LONESTARC1823	40,635,659.49	50,625,138.11	40,635,659.49	40,635,659.49	535,521.38	4.446	N/A
SLGS Demand Deposit C1823 MM	SLGSC1823	407,823,565.79	404,550,050.02	407,823,565.79	407,823,565.79	3,273,515.77	3.310	N/A
Sub Total/Average C1823 HC - CO Ser 2024 Const		455,531,726.88	457,103,227.77	455,531,726.88	455,531,726.88	3,812,496.77	3.413	
C3730 HC - Unlimited Tax 2004B Road & Ref								
C3730 Harris County - Road Series 2004B Project MM	D9182-JPM	38,399.69	38,282.54	38,399.69	38,399.69	321.20	3.400	N/A
C3730 Road and Ref Bds Ser 04B Project MM	CADE-D8945	0.00	6.87	0.00	0.00	0.00		N/A
LoneStar C3730 LGIP	LONESTARC3730	0.00	0.03	0.00	0.00	0.00		N/A
Sub Total/Average C3730 HC - Unlimited Tax 2004B Road & Ref		38,399.69	38,289.44	38,399.69	38,399.69	321.20	3.400	
C3740 HC - Unlimited Tax 2006B Road & Ref								
C3740 Harris County - Road 2006B Proj Fd MM	D2112-JPM	752,162.19	5,926.86	752,162.19	752,162.19	1,593.18	3.400	N/A
LOGIC C3740 LGIP	LOGICC3740	231,147.06	2,013,097.35	231,147.06	231,147.06	11,157.82	4.476	N/A
LoneStar C3740 LGIP	LONESTARC3740	970,092.94	959,420.20	970,092.94	970,092.94	10,672.74	4.446	N/A
TexasCLASS C3740 LGIP	TXCLASSC3740	843,919.75	834,625.09	843,919.75	843,919.75	9,294.66	4.439	N/A
Sub Total/Average C3740 HC - Unlimited Tax 2006B Road & Ref		2,797,321.94	3,813,069.50	2,797,321.94	2,797,321.94	32,718.40	4.165	
C8349 HC - Workers Compensation								
BARCLAYS CAPITAL DISC CP 0 3/12/2025	06743UQC9	0.00	1,979,728.92	0.00	0.00	20,271.09		3/12/2025
C8349 Harris County - Workers Compensation MM	D2039-JPM	300.33	1,736.57	300.33	300.33	147.39	3.400	N/A

Description	CUSIP/Ticker	Ending Face Amount/Shares	Beginning MV	Ending MV	Ending BV	Investment Income-BV	Ending YTM @ Cost	Maturity Date
C8349 US Bank Open CP MM	OPENCPC8349	342,240.69	2,064,375.00	342,240.69	342,240.69	26,596.69	4.000	N/A
C8349 Workers Comp JPM Sweep MM	M2039-MJGXX	4,033,793.91	4,896,613.75	4,033,793.91	4,033,793.91	22,346.65	3.857	N/A
C8349 Workers Comp MM	CADE-D8064	0.00	684.00	0.00	0.00	0.00		N/A
FHLB 4.25 1/14/2026-25	3130B4FZ9	2,000,000.00	0.00	1,997,580.00	1,999,208.79	18,389.35	4.302	1/14/2026
FHLB 4.36 4/14/2026-25	3130B4UY5	3,000,000.00	0.00	2,995,770.00	3,000,000.00	17,076.67	4.360	4/14/2026
LOGIC C8349 LGIP	LOGICC8349	2,394,808.25	3,555,933.76	2,394,808.25	2,394,808.25	38,874.49	4.476	N/A
T-Bill 0 2/13/2025	912797MK0	0.00	995,070.00	0.00	0.00	5,210.54		2/13/2025
T-Bill 0 2/19/2026	912797PM3	4,500,000.00	0.00	4,345,609.11	4,340,249.66	2,465.28	4.136	2/19/2026
T-Bill 0 3/13/2025	912797MT1	0.00	1,487,805.00	0.00	0.00	12,988.72		3/13/2025
TexasCLASS C8349 LGIP	TXCLASSC8349	6,048,355.18	8,969,074.39	6,048,355.18	6,048,355.18	79,280.79	4.439	N/A
T-Note 1.125 1/15/2025	91282CDS7	0.00	1,997,734.38	0.00	0.00	3,881.07		1/15/2025
T-Note 2 8/15/2025	912828K74	2,000,000.00	1,972,890.62	1,983,125.00	1,982,238.21	21,616.01	4.428	8/15/2025
T-Note 2.125 5/15/2025	912828XB1	3,000,000.00	2,976,679.69	2,992,148.44	2,990,164.28	35,967.98	4.913	5/15/2025
T-Note 2.25 11/15/2025	912828M56	2,000,000.00	0.00	1,977,265.62	1,975,654.20	14,096.45	4.246	11/15/2025
T-Note 2.625 4/15/2025	91282CEH0	1,000,000.00	995,605.47	999,355.47	999,410.62	10,279.25	4.181	4/15/2025
T-Note 2.875 6/15/2025	91282CEU1	1,000,000.00	994,160.16	997,070.31	997,462.48	10,153.54	4.129	6/15/2025
T-Note 3 7/15/2025	91282CEY3	1,000,000.00	993,691.41	996,328.12	997,126.02	9,901.72	4.014	7/15/2025
T-Note 3.5 9/15/2025	91282CFK2	1,000,000.00	994,863.28	996,972.66	997,869.51	9,824.60	3.976	9/15/2025
T-Note 3.75 4/15/2026	91282CGV7	3,000,000.00	0.00	2,990,917.97	2,985,900.30	21,468.64	4.214	4/15/2026
T-Note 4 12/15/2025	91282CGA3	2,000,000.00	1,996,953.12	1,998,750.00	1,994,687.50	21,633.42	4.385	12/15/2025
T-Note 4.25 10/15/2025	91282CFP1	1,000,000.00	1,000,488.28	1,000,468.75	1,001,657.77	9,750.90	3.933	10/15/2025
T-Note 4.75 7/31/2025	91282CHN4	1,000,000.00	1,002,871.09	1,001,523.44	1,002,284.50	10,043.85	4.039	7/31/2025
Sub Total/Average C8349 HC - Workers Compensation		40,319,498.36	38,876,958.89	40,092,383.25	40,083,412.20	422,265.09	4.279	
C9990 HC - Debt Service Constitutional								
C9990 Harris County - Constitutional Cons DS MM	D6956-JPM	13,436,192.69	13,569,053.61	13,436,192.69	13,436,192.69	663,490.19	3.400	N/A
LoneStar C9990 LGIP	LONESTARC9990	116,229,329.09	7,369,980.69	116,229,329.09	116,229,329.09	359,348.40	4.446	N/A
Sub Total/Average C9990 HC - Debt Service Constitutional		129,665,521.78	20,939,034.30	129,665,521.78	129,665,521.78	1,022,838.59	4.338	
C9991 HC - General Fund								
BARCLAYS US CCP 0 4/8/2025	06741FR82	150,000,000.00	0.00	149,870,091.00	149,870,090.55	835,132.22	4.398	4/8/2025
BARCLAYS US CCP 0 7/15/2025	06741FUF2	100,000,000.00	0.00	98,719,820.00	98,719,819.82	73,153.15	4.410	7/15/2025
BARCLAYS US CCP DISC CP 0 2/14/2025	06741FPE1	0.00	0.00	0.00	0.00	266,444.44		2/14/2025
BARCLAYS US DISC CP 0 2/28/2025	06741FPU5	0.00	0.00	0.00	0.00	437,000.00		2/28/2025
C9991 General Fund Sweep MM	M0186-OGVXX	123,167,582.43	278,392,133.49	123,167,582.43	123,167,582.43	3,932,504.53	4.257	N/A
C9991 Harris County - General Fund MM	D0186-JPM	5,742,143.52	3,594,041.88	5,742,143.52	5,742,143.52	46,029.58	3.400	N/A
C9991 HC - General Fund FidelityMMF MM	M8029-FIGXX	13,932,285.29	17,800,017.12	13,932,285.29	13,932,285.29	123,995.55	4.240	N/A
C9991 US Bank Open CP MM	OPENCPC9991	0.00	0.00	0.00	0.00	3,517,875.30		N/A

Description	CUSIP/Ticker	Ending Face Amount/Shares	Beginning MV	Ending MV	Ending BV	Investment Income-BV	Ending YTM @ Cost	Maturity Date
COMMERZBANK US FINANCE 0 5/20/2025	20260ASL5	150,000,000.00	0.00	149,087,443.50	149,087,443.82	744,943.82	4.469	5/20/2025
CORP ANDINA DE FOMENTO 0 3/14/2025	2198X2QE2	0.00	0.00	0.00	0.00	436,000.50		3/14/2025
LANDESBK BADEN-WURTT NY 0 6/17/2025	5148X0TH8	100,000,000.00	0.00	99,071,361.00	99,071,361.45	72,361.45	4.333	6/17/2025
LOGIC C9991 LGIP	LOGICC9991	65,499,824.03	64,778,271.65	65,499,824.03	65,499,824.03	721,552.38	4.476	N/A
LoneStar C9991 LGIP	LONESTARC9991	74,601,900.89	13,904,453.13	74,601,900.89	74,601,900.89	697,447.76	4.446	N/A
MIZUHO BANK LTD/NY 0 8/12/2025	60689FVC9	60,000,000.00	0.00	59,033,228.40	59,033,228.14	36,344.81	4.404	8/12/2025
SUMITOMO MIT/SINGAPORE 0 6/3/2025	86564YT36	150,000,000.00	0.00	148,841,628.00	148,841,628.68	717,087.01	4.425	6/3/2025
SUMITOMO MIT/SINGAPORE 0 7/1/2025	86564YU18	100,000,000.00	0.00	98,886,643.00	98,886,642.86	85,642.86	4.413	7/1/2025
T-Bill 0 4/22/2025	912797PA9	150,000,000.00	0.00	149,681,715.00	149,624,794.35	732,544.35	4.310	4/22/2025
T-Bill 0 5/6/2025	912797PC5	150,000,000.00	0.00	149,453,134.17	149,379,440.79	726,940.79	4.297	5/6/2025
T-Bill 0 7/24/2025	912797PF8	101,000,000.00	0.00	99,727,084.38	99,661,630.77	70,440.49	4.267	7/24/2025
TexasCLASS C9991 LGIP	TXCLASSC9991	210,976,131.87	48,457,854.17	210,976,131.87	210,976,131.87	2,518,277.70	4.439	N/A
Unity Bank IntraFi 3.9 1/2/2026	UNITYBANK6283	5,337,317.29	0.00	5,337,317.29	5,337,317.29	50,512.10	3.900	1/2/2026
Unity Bank 4662 IntraFi 0.747 1/2/2025	UNITYBANK8568	0.00	1,124,844.61	0.00	0.00	23.02		1/2/2025
Unity Bank 4662 IntraFi 3.9 1/2/2025	UNITYBANK6484	0.00	1,522,145.38	0.00	0.00	162.65		1/2/2025
Unity Bank 4662 IntraFi 3.9 1/2/2025	UNITYBANK6492	0.00	541,945.35	0.00	0.00	57.91		1/2/2025
Unity Bank 4662 IntraFi 3.9 1/2/2025	UNITYBANK7392	0.00	2,097,378.74	0.00	0.00	224.12		1/2/2025
Sub Total/Average C9991 HC - General Fund		1,710,257,185.32	432,213,085.52	1,701,629,333.77	1,701,433,266.55	16,842,698.49	4.374	
C9993 HC - Debt Service CP Series A								
C9993 Harris County - CP Debt Service MM	D2187-JPM	10,642,309.04	9,469,105.81	10,642,309.04	10,642,309.04	416,212.79	3.400	N/A
LoneStar C9993 LGIP	LONESTARC9993	41,722.22	53,249.81	41,722.22	41,722.22	472.41	4.446	N/A
SLGS Demand Deposit C9993 MM	SLGSC9993	3,259,176.64	3,233,015.92	3,259,176.64	3,259,176.64	26,160.72	3.310	N/A
Sub Total/Average C9993 HC - Debt Service CP Series A		13,943,207.90	12,755,371.54	13,943,207.90	13,943,207.90	442,845.92	3.382	
C9994 HC - Debt Service Road								
C9994 Harris County - Road Debt Service MM	D0116-JPM	12,391,891.53	12,529,685.88	12,391,891.53	12,391,891.53	437,414.88	3.400	N/A
LONESTAR C9994 LGIP	LONESTARC9994	72,184,056.97	0.00	72,184,056.97	72,184,056.97	184,056.97	4.446	N/A
Sub Total/Average C9994 HC - Debt Service Road		84,575,948.50	12,529,685.88	84,575,948.50	84,575,948.50	621,471.85	4.293	
F3331 Flood Control - TWDB G1001387 Escrow								
F3331 FCD TWDB G1001387 Escr Fidelity MMF MM	M8900-FIGXX	4,383,692.08	4,337,382.04	4,383,692.08	4,383,692.08	45,676.75	4.240	N/A
Sub Total/Average F3331 Flood Control - TWDB G1001387 Escrow		4,383,692.08	4,337,382.04	4,383,692.08	4,383,692.08	45,676.75	4.240	
F3332 Flood Control - TWDB G1001481 Escrow								
F3332 Flood Control -TWDB G1001481 Escrow Fideli	M3231-FIGXX	1,402,725.67	1,387,907.05	1,402,725.67	1,402,725.67	14,615.98	4.240	N/A
Sub Total/Average F3332 Flood Control - TWDB G1001481 Escrow		1,402,725.67	1,387,907.05	1,402,725.67	1,402,725.67	14,615.98	4.240	

Description	CUSIP/Ticker	Ending Face Amount/Shares	Beginning MV	Ending MV	Ending BV	Investment Income-BV	Ending YTM @ Cost	Maturity Date
F3333 Flood Control - TWDB G1001546 Escrow								
F3333 Flood Control -TWDB G1001546 Escrow Fidelity	M6796-FIGXX	11,205,718.28	11,087,339.24	11,205,718.28	11,205,718.28	116,760.23	4.240	N/A
Sub Total/Average F3333 Flood Control - TWDB G1001546 Escrow		11,205,718.28	11,087,339.24	11,205,718.28	11,205,718.28	116,760.23	4.240	
F3334 Flood Control - TWDB G1001737 Escrow								
F3334 Flood Control -Flood Control TWDB G1001737	D7978-JPM	0.00	-190.00	0.00	0.00	0.00		N/A
F3334 Flood Control -TWDB G1001737 Escrow Fidelity	M0830-FIGXX	12,333,045.66	12,202,757.35	12,333,045.66	12,333,045.66	128,506.64	4.240	N/A
Sub Total/Average F3334 Flood Control - TWDB G1001737 Escrow		12,333,045.66	12,202,567.35	12,333,045.66	12,333,045.66	128,506.64	4.240	
F3335 Flood Control - TWDB G1001735 Escrow								
F3335 Flood Control -Flood Control TWDB G1001735	D8232-JPM	0.00	-190.00	0.00	0.00	0.00		N/A
F3335 Flood Control -TWDB G1001735 Escrow Fidelity	M0848-FIGXX	17,369,039.34	17,185,549.97	17,369,039.34	17,369,039.34	180,980.18	4.240	N/A
Sub Total/Average F3335 Flood Control - TWDB G1001735 Escrow		17,369,039.34	17,185,359.97	17,369,039.34	17,369,039.34	180,980.18	4.240	
F3336 Flood Control - TWDB G1001736 Escrow								
F3336 Flood Control -Flood Control TWDB G1001736	D8356-JPM	0.00	-190.00	0.00	0.00	0.00		N/A
F3336 Flood Control -TWDB G1001736 Escrow Fidelity	M0855-FIGXX	10,277,538.09	10,168,964.49	10,277,538.09	10,277,538.09	107,088.87	4.240	N/A
Sub Total/Average F3336 Flood Control - TWDB G1001736 Escrow		10,277,538.09	10,168,774.49	10,277,538.09	10,277,538.09	107,088.87	4.240	
F3337 Flood Control - TWDB G1001738 Escrow								
F3337 Flood Control -Flood Control TWDB G1001738	D8679-JPM	0.00	-190.00	0.00	0.00	0.00		N/A
F3337 Flood Control -TWDB G1001738 Escrow Fidelity	M0863-FIGXX	18,499,568.53	18,304,136.05	18,499,568.53	18,499,568.53	192,759.97	4.240	N/A
Sub Total/Average F3337 Flood Control - TWDB G1001738 Escrow		18,499,568.53	18,303,946.05	18,499,568.53	18,499,568.53	192,759.97	4.240	
F4211 Flood Control - Contract Tax DS								
F4211 HC FCD - Contract Tax Debt Service MM	D9396-JPM	5,915,754.04	296.99	5,915,754.04	5,915,754.04	3,857.05	3.400	N/A
TexasCLASS F4211 LGIP	TXCLASSF4211	7,829.08	8,336.61	7,829.08	7,829.08	92.47	4.439	N/A
Sub Total/Average F4211 Flood Control - Contract Tax DS		5,923,583.12	8,633.60	5,923,583.12	5,923,583.12	3,949.52	3.401	
F4212 Flood Control - CP Series H-2								
F4212 FCD CP Ser H-2 Proj Fd MM	D9505-JPM	7,756.17	9,731.37	7,756.17	7,756.17	842.65	3.400	N/A

Description	CUSIP/Ticker	Ending Face Amount/Shares	Beginning MV	Ending MV	Ending BV	Investment Income-BV	Ending YTM @ Cost	Maturity Date
Sub Total/Average F4212 Flood Control - CP Series H-2		7,756.17	9,731.37	7,756.17	7,756.17	842.65	3.400	
F4213 Flood Control - CP Series H								
F4213 Flood Control - Series H CP Sweep MM	M9859-MJGXX	18,927,378.40	14,579,839.42	18,927,378.40	18,927,378.40	114,322.27	3.857	N/A
F4213 HC FCD - CP Series H Proj Fd MM	D9859-JPM	0.00	5,432.45	0.00	0.00	21.91		N/A
SLGS Demand Deposit F4213 MM	SLGSF4213	156,759,104.42	161,993,250.47	156,759,104.42	156,759,104.42	1,265,853.95	3.310	N/A
TexasCLASS F4213 LGIP	TXCLASSF4213	4,151,789.60	14,001,944.02	4,151,789.60	4,151,789.60	149,845.58	4.439	N/A
Sub Total/Average F4213 Flood Control - CP Series H		179,838,272.42	190,580,466.36	179,838,272.42	179,838,272.42	1,530,043.71	3.394	
F4214 Flood Control - CP Debt Svc Pool								
F4214 HC FCD - CP Debt Service MM	D9735-JPM	10,719,246.97	8,392,533.44	10,719,246.97	10,719,246.97	81,504.96	3.400	N/A
LoneStar F4214 LGIP	LONESTARF4214	16,985,062.26	16,798,196.47	16,985,062.26	16,985,062.26	186,865.79	4.446	N/A
Sub Total/Average F4214 Flood Control - CP Debt Svc Pool		27,704,309.23	25,190,729.91	27,704,309.23	27,704,309.23	268,370.75	4.042	
F5103 Flood Control - Army Corps of Engineers								
F5103 ACE Clear Creek Escrow MM	CADE-D0385	531.24	531.24	531.24	531.24	0.00	0.000	N/A
F5103 Flood Control -ACE Sims Bayou Project Escr	M0378-FIGXX	27,528.46	27,237.65	27,528.46	27,528.46	286.84	4.240	N/A
Sub Total/Average F5103 Flood Control - Army Corps of Engineers		28,059.70	27,768.89	28,059.70	28,059.70	286.84	4.160	
F9992 Flood Control - General Fund								
BARCLAYS US CCP 0 4/8/2025	06741FR82	20,000,000.00	0.00	19,982,678.80	19,982,678.74	111,350.96	4.398	4/8/2025
BARCLAYS US CCP 0 2/11/2025	06741FPB7	0.00	0.00	0.00	0.00	45,503.33		2/11/2025
CORP ANDINA DE FOMENTO 0 3/14/2025	2198X2QE2	0.00	0.00	0.00	0.00	174,400.20		3/14/2025
F9992 Flood Control - Gen Fund Fidelity MMF MM	M0224-FIGXX	23,196.78	984,311.92	23,196.78	23,196.78	3,299.66	4.240	N/A
F9992 Flood Control - General Fund Sweep MM	M9206-OGVXX	27,574,563.46	23,432,707.16	27,574,563.46	27,574,563.46	518,011.30	4.257	N/A
F9992 HC FCD - General FundMM	D9206-JPM	307,171.91	-2,975.20	307,171.91	307,171.91	2,527.21	3.400	N/A
F9992 US Bank Open CP MM	OPENCPF9992	28,467,178.32	11,000,000.00	28,467,178.32	28,467,178.32	485,109.33	4.000	N/A
JOHN DEERE FINANCIAL INC DISC CP 0 3/10/2025	24422CQA4	0.00	0.00	0.00	0.00	100,800.00		3/10/2025
LANDESBK BADEN-WURTT NY 0 6/17/2025	5148X0TH8	10,000,000.00	0.00	9,907,136.10	9,907,136.14	7,236.14	4.333	6/17/2025
LOGIC F9992 LGIP	LOGICF9992	11,184,823.63	11,061,609.01	11,184,823.63	11,184,823.63	123,214.62	4.476	N/A
LoneStar F9992 LGIP	LONESTARF9992	16,917,192.64	16,731,073.55	16,917,192.64	16,917,192.64	186,119.09	4.446	N/A
METLIFE SHORT TERM FUND 0 5/30/2025	59157TSW4	10,000,000.00	0.00	9,928,742.20	9,928,742.15	4,831.04	4.313	5/30/2025
MIZUHO BANK LTD/NY 0 8/12/2025	60689FVC9	60,000,000.00	0.00	59,033,228.40	59,033,228.14	36,344.81	4.404	8/12/2025
T-Bill 0 4/22/2025	912797PA9	20,000,000.00	0.00	19,957,562.00	19,949,972.58	97,672.58	4.310	4/22/2025
T-Bill 0 5/20/2025	912797PJ0	10,000,000.00	0.00	9,949,564.58	9,941,633.29	5,955.79	4.296	5/20/2025
T-Bill 0 5/6/2025	912797PC5	20,000,000.00	0.00	19,927,084.56	19,917,258.77	96,925.44	4.297	5/6/2025
TexasCLASS F9992 LGIP	TXCLASSF9992	2,261,198.19	2,236,294.04	2,261,198.19	2,261,198.19	24,904.15	4.439	N/A

Description	CUSIP/Ticker	Ending Face Amount/Shares	Beginning MV	Ending MV	Ending BV	Investment Income-BV	Ending YTM @ Cost	Maturity Date
TOTALENERGIES CAPITAL SA DISC CP 0 3/27/2025	89152EQT8	0.00	0.00	0.00	0.00	135,644.45		3/27/2025
Sub Total/Average F9992 Flood Control - General Fund		236,735,324.93	65,443,020.48	235,421,321.57	235,395,974.74	2,159,850.10	4.314	
F9999 Flood Control - Debt Service								
F9999 HC FCD - Consolidated DS MM	D9958-JPM	17,349,253.17	8,275,973.86	17,349,253.17	17,349,253.17	340,734.46	3.400	N/A
LoneStar F9999 LGIP	LONESTARF9999	47,821,937.75	0.00	47,821,937.75	47,821,937.75	121,937.75	4.446	N/A
TexasCLASS F9999 LGIP	TXCLASSF9999	8,810.06	8,712.98	8,810.06	8,810.06	97.08	4.439	N/A
Sub Total/Average F9999 Flood Control - Debt Service		65,180,000.98	8,284,686.84	65,180,000.98	65,180,000.98	462,769.29	4.168	
J2160 Sheriff -Forfeit Assets Fed UST								
J2160 Sheriff - US Tsy Fed Forf Assets MM	D7038-JPM	3,260.02	27,707.42	3,260.02	3,260.02	30.97	3.400	N/A
Sub Total/Average J2160 Sheriff -Forfeit Assets Fed UST		3,260.02	27,707.42	3,260.02	3,260.02	30.97	3.400	
J2162 Sheriff - Forfeit Assets State C59								
J2162 Sheriff - Ch 59 State Forf Assets MM	D0611-JPM	580,371.31	128,947.28	580,371.31	580,371.31	2,327.94	3.400	N/A
TexasCLASS J2162 LGIP	TXCLASSJ2162	760,912.83	817,434.63	760,912.83	760,912.83	8,478.20	4.439	N/A
Sub Total/Average J2162 Sheriff - Forfeit Assets State C59		1,341,284.14	946,381.91	1,341,284.14	1,341,284.14	10,806.14	3.989	
J2163 Sheriff - HCSO Forfeit Assets Ch 18								
J2163 Sheriff - Ch 18 State Forf Assets MM	D1163-JPM	194,492.05	192,870.60	194,492.05	194,492.05	1,621.45	3.400	N/A
Sub Total/Average J2163 Sheriff - HCSO Forfeit Assets Ch 18		194,492.05	192,870.60	194,492.05	194,492.05	1,621.45	3.400	
J2164 Sheriff - Fed Forfeit Assets US Justice								
J2164 Sheriff - US Justice Fed Forf Assets MM	D1262-JPM	588,235.75	423,828.61	588,235.75	588,235.75	4,171.58	3.400	N/A
Sub Total/Average J2164 Sheriff - Fed Forfeit Assets US Justice		588,235.75	423,828.61	588,235.75	588,235.75	4,171.58	3.400	
J2165 Sheriff - HCSO Forfeit Assets Ch 47								
J2165 Sheriff - Ch 47 State Forf Assets MM	D9166-JPM	249.58	247.50	249.58	249.58	2.08	3.400	N/A
TexasCLASS J2165 LGIP	TXCLASSJ2165	97,899.59	96,821.31	97,899.59	97,899.59	1,078.28	4.439	N/A
Sub Total/Average J2165 Sheriff - HCSO Forfeit Assets Ch 47		98,149.17	97,068.81	98,149.17	98,149.17	1,080.36	4.436	
J2166 Sheriff - HCSO State Forfeit Assets								
J2166 Sheriff - HIDTA State Forf Assets MM	D9952-JPM	422,323.81	379,136.27	422,323.81	422,323.81	3,202.27	3.400	N/A
Sub Total/Average J2166 Sheriff - HCSO State Forfeit Assets		422,323.81	379,136.27	422,323.81	422,323.81	3,202.27	3.400	
J2167 Sheriff - SO Inmate Trust								

Description	CUSIP/Ticker	Ending Face Amount/Shares	Beginning MV	Ending MV	Ending BV	Investment Income-BV	Ending YTM @ Cost	Maturity Date
J2167 HCSO INMATE TRUST FUND SER 16 MM	CADE-D3263	217,780.81	0.00	217,780.81	217,780.81	0.00	0.000	N/A
J2167 SO Inmate Trust MM	D8799-JPM	2,051,652.82	1,114,061.48	2,051,652.82	2,051,652.82	0.00	0.000	N/A
Sub Total/Average J2167 Sheriff - SO Inmate Trust		2,269,433.63	1,114,061.48	2,269,433.63	2,269,433.63	0.00	0.000	
J2168 Sheriff - Travel								
J2168 SO Travel MM	D8690-JPM	19,500.00	0.00	19,500.00	19,500.00	0.00	0.000	N/A
Sub Total/Average J2168 Sheriff - Travel		19,500.00	0.00	19,500.00	19,500.00	0.00	0.000	
J2169 Sheriff - Water Rescue Reserve								
J2169 SO Water Rescue Reserve MM	D8013-JPM	12,000.00	0.00	12,000.00	12,000.00	0.00	0.000	N/A
Sub Total/Average J2169 Sheriff - Water Rescue Reserve		12,000.00	0.00	12,000.00	12,000.00	0.00	0.000	
J5060 Sheriff - Commissary								
BARCLAYS US CCP 0 4/21/2025	06741FRM1	1,000,000.00	0.00	997,535.97	997,535.97	9,486.53	4.443	4/21/2025
FHLB 5.125 3/14/2025	3130AWT59	0.00	1,001,120.00	0.00	0.00	10,616.98		3/14/2025
J5060 CommissaryMM	CADE-D3003	3,382,286.36	388,987.29	3,382,286.36	3,382,286.36	14.14	0.000	N/A
J5060 Sheriff - Commissary MM	D8351-JPM	4,534,565.49	2,192,184.43	4,534,565.49	4,534,565.49	38,465.00	3.400	N/A
J5060 US Bank Open CP MM	OPENCPJ5060	138,852.61	1,008,750.00	138,852.61	138,852.61	26,594.32	4.000	N/A
LANDESBK BADEN-WURTT NY 0 6/17/2025	5148X0TH8	3,000,000.00	0.00	2,972,140.83	2,972,140.84	2,170.84	4.333	6/17/2025
LOGIC J5060 LGIP	LOGICJ5060	9,594,498.54	9,488,812.31	9,594,498.54	9,594,498.54	105,686.23	4.476	N/A
LoneStar J5060 LGIP	LONESTARJ5060	1,521,180.11	1,504,444.23	1,521,180.11	1,521,180.11	16,735.88	4.446	N/A
MIZUHO BANK LTD/NY 0 8/12/2025	60689FVC9	2,000,000.00	0.00	1,967,774.28	1,967,774.27	1,211.49	4.404	8/12/2025
T-Note 1.125 2/28/2025	912828ZC7	0.00	995,078.12	0.00	0.00	8,114.52		2/28/2025
T-Note 1.375 1/31/2025	912828Z52	0.00	997,714.84	0.00	0.00	4,340.82		1/31/2025
T-Note 1.75 3/15/2025	91282CED9	0.00	994,960.94	0.00	0.00	10,213.03		3/15/2025
T-Note 2.5 1/31/2025	9128283V0	0.00	998,652.34	0.00	0.00	3,957.62		1/31/2025
T-Note 2.625 4/15/2025	91282CEH0	1,000,000.00	995,605.47	999,355.47	999,341.15	10,725.88	4.368	4/15/2025
Sub Total/Average J5060 Sheriff - Commissary		26,171,383.11	20,566,309.97	26,108,189.66	26,108,175.34	248,333.28	3.677	
J5102 Sheriff - Special Investigative Fnd								
J5102 Sheriff - Special Investigations MM	D8575-JPM	409.46	406.05	409.46	409.46	3.41	3.400	N/A
LoneStar J5102 LGIP	LONESTARJ5102	89,582.31	88,596.75	89,582.31	89,582.31	985.56	4.446	N/A
Sub Total/Average J5102 Sheriff - Special Investigative Fnd		89,991.77	89,002.80	89,991.77	89,991.77	988.97	4.442	
K8201 Toll Road - Sr Ln Debt Service Reserve								
BATAVIA NY BANS 4.5 4/24/2025	070419MX1	7,080,000.00	7,097,629.20	7,086,159.60	7,084,755.11	61,043.06	3.401	4/24/2025
BLOOMFIELD CT 4.25 1/28/2025	093851ZA4	0.00	10,753,977.50	0.00	0.00	26,364.15		1/28/2025
DALLAS TX ISD 5 2/15/2025	235308M59	0.00	2,103,801.00	0.00	0.00	7,936.00		2/15/2025

Description	CUSIP/Ticker	Ending Face Amount/Shares	Beginning MV	Ending MV	Ending BV	Investment Income-BV	Ending YTM @ Cost	Maturity Date
DALLAS TX ISD 5 2/15/2026	235308M67	2,000,000.00	2,045,766.92	2,031,680.00	2,035,744.96	14,978.05	2.876	2/15/2026
DUBLIN OH CITY SCH DIST 5 12/1/2025	26371GWW6	4,065,000.00	4,135,446.45	4,115,731.20	4,120,694.35	30,269.51	2.886	12/1/2025
HURST EULESS BEDFORD TX ISD 5 8/15/2026	447819JT1	1,000,000.00	1,031,800.00	1,020,110.00	1,029,535.97	7,194.14	2.763	8/15/2026
K8201 HCTRA Sr Ln Rev DSR MMF MM	BKNY1922	41,207,765.27	5,773,435.63	41,207,765.27	41,207,765.27	309,471.17	4.250	N/A
LYNDHURST TWP NJ 4.25 1/30/2025	551324KT2	0.00	10,005,100.00	0.00	0.00	25,976.72		1/30/2025
NEW BRAUNFELS TX UTIL REV 5 7/1/2025	642577ZR4	1,080,000.00	1,089,622.80	1,085,702.40	1,085,324.23	8,291.51	2.992	7/1/2025
NEW BRAUNFELS TX UTIL REV 5 7/1/2026	642577ZS2	435,000.00	448,847.26	447,180.00	446,568.92	3,159.16	2.791	7/1/2026
NORTH EAST ISD TX UT GO 3 8/1/2025	659155PM1	290,000.00	289,611.40	290,223.30	290,910.90	1,508.48	2.029	8/1/2025
NORTH MIDDLESEX MA REGL SCH DIST 4.25 1/30/2025	661139NS0	0.00	10,728,251.24	0.00	0.00	26,880.21		1/30/2025
SAN DIEGO CA CMNTY CLG DIST 5 8/1/2026	797272SA0	500,000.00	518,290.00	516,440.00	516,513.77	3,204.43	2.431	8/1/2026
SAN FRANCISCO CITY & CO CA GO 5 6/15/2025	79773KJA3	2,000,000.00	2,023,083.46	2,001,820.00	2,010,568.33	12,484.88	2.350	6/15/2025
SAUQUOIT VLY NY CENTRL SCH DIST 4.25 6/20/2025	804515EV2	7,000,000.00	7,022,400.00	7,017,640.00	7,011,230.85	61,740.29	3.495	6/20/2025
TEXAS ST TRANSPRTN COMMISSION 5 4/1/2026	882830BL5	10,000,000.00	10,266,109.80	10,229,800.00	10,213,472.72	72,362.90	2.790	4/1/2026
UNIV OF TEXAS 5 7/1/2026	915130AH1	1,000,000.00	1,029,590.00	1,028,570.00	1,027,119.05	7,159.27	2.754	7/1/2026
UNIV OF TEXAS 5 7/1/2025	915130AG3	1,000,000.00	1,008,580.00	1,003,360.00	1,005,129.76	7,481.76	2.918	7/1/2025
Sub Total/Average K8201 Toll Road - Sr Ln Debt Service Reserve		78,657,765.27	77,371,342.66	79,082,181.77	79,085,334.19	687,505.69	3.655	
K8202 Toll Road - First Ln Rev Debt Service Reserv								
AVERILL PARK NY CENTRL SCH DIST 4.25 6/20/2025	053591JF1	16,000,000.00	16,059,040.00	16,044,320.00	16,025,459.34	141,358.24	3.501	6/20/2025
BATAVIA NY BANS 4.5 4/24/2025	070419MX1	7,080,000.00	7,097,629.20	7,086,159.60	7,084,755.11	61,043.06	3.401	4/24/2025
K8202 HCTRA First Ln DSR MMF MM	BKNY1923	5,838,335.30	5,776,394.77	5,838,335.30	5,838,335.30	61,144.68	4.250	N/A
SAUQUOIT VLY NY CENTRL SCH DIST 4.25 6/20/2025	804515EV2	3,740,000.00	3,751,968.00	3,749,424.80	3,746,000.48	32,986.95	3.495	6/20/2025
TEXAS ST TRANSPRTN COMMISSION 5 4/1/2027	882830BM3	10,000,000.00	10,506,413.50	10,393,000.00	10,450,831.51	69,418.03	2.640	4/1/2027
Sub Total/Average K8202 Toll Road - First Ln Rev Debt Service Reserv		42,658,335.30	43,191,445.47	43,111,239.70	43,145,381.74	365,950.96	3.373	
K8203 Toll Road - Sr Ln Rev Debt Service								
K8203 HCTRA Sr Ln Rev DS MMF MM	BKNY1924	45,854,557.73	48,289,490.93	45,854,557.73	45,854,557.73	440,939.76	4.250	N/A
Sub Total/Average K8203 Toll Road - Sr Ln Rev Debt Service		45,854,557.73	48,289,490.93	45,854,557.73	45,854,557.73	440,939.76	4.250	
K8204 Toll Road - First Ln Rev Debt Service								
K8204 HCTRA First Ln DS MMF MM	BKNY1926	49,880,720.18	64,143,145.49	49,880,720.18	49,880,720.18	528,550.39	4.250	N/A
Sub Total/Average K8204 Toll Road - First Ln Rev Debt Service		49,880,720.18	64,143,145.49	49,880,720.18	49,880,720.18	528,550.39	4.250	

Description	CUSIP/Ticker	Ending Face Amount/Shares	Beginning MV	Ending MV	Ending BV	Investment Income-BV	Ending YTM @ Cost	Maturity Date
K8205 Toll Road - Tax Sub Ln Rev Debt Service								
K8205 HCTRA Subordinate Ln Rev DS MMF MM	BKNY1927	10,939,181.54	9,412,624.72	10,939,181.54	10,939,181.54	95,971.76	4.250	N/A
Sub Total/Average K8205 Toll Road - Tax Sub Ln Rev Debt Service		10,939,181.54	9,412,624.72	10,939,181.54	10,939,181.54	95,971.76	4.250	
K8206 Toll Road - CP Ser K Debt Svc								
K8206 - Toll Road - CP Series K Debt Svc MM	BKNY7289	325,093.58	54,273.03	325,093.58	325,093.58	2,919.25	4.250	N/A
Sub Total/Average K8206 Toll Road - CP Ser K Debt Svc		325,093.58	54,273.03	325,093.58	325,093.58	2,919.25	4.250	
P2010 Fire Marshall - State Forfeit Assets Ch 59								
P2010 Fire Marshall - Ch 59 State Forf MM	D6782-JPM	10.49	10.40	10.49	10.49	0.09	3.400	N/A
TexasCLASS P2010 LGIP	TXCLASSP2010	2,465.97	2,438.88	2,465.97	2,465.97	27.09	4.439	N/A
Sub Total/Average P2010 Fire Marshall - State Forfeit Assets Ch 59		2,476.46	2,449.28	2,476.46	2,476.46	27.18	4.435	
P2011 Fire Marshall - State Forfeit Assets Ch 18								
P2011 Fire Marshall - Ch 18 State Forf MM	D6907-JPM	25,184.36	10,686.21	25,184.36	25,184.36	128.05	3.400	N/A
TexasCLASS P2011 LGIP	TXCLASSP2011	84,044.54	83,118.89	84,044.54	84,044.54	925.65	4.439	N/A
Sub Total/Average P2011 Fire Marshall - State Forfeit Assets Ch 18		109,228.90	93,805.10	109,228.90	109,228.90	1,053.70	4.199	
R0999 HCTO - Tax Office Refund								
R0999 HCTO - Property Tax RefundMM	D6206-JPM	0.29	-679,288.30	0.29	0.29	4,167.74	3.400	N/A
R0999 HCTO - Tax Office Refund Fidelity MMF MM	M7014-FIGXX	39,616,187.67	46,856,257.20	39,616,187.67	39,616,187.67	448,148.10	4.240	N/A
R0999 HCTO Refund Acct Sweep MM	M6206-MJGXX	27,796,909.31	37,224,378.94	27,796,909.31	27,796,909.31	216,541.66	3.857	N/A
Sub Total/Average R0999 HCTO - Tax Office Refund		67,413,097.27	83,401,347.84	67,413,097.27	67,413,097.27	668,857.50	4.082	
R1015 HCTO - Automobile Inventory Tax								
R1015 HCTO - Special Inventory Tax MM	D6792-JPM	24,937,561.72	26,464,074.45	24,937,561.72	24,937,561.72	259,126.19	3.400	N/A
R1015 HCTO 1999 Automobile Inventory Tax Account F	M7161-FIGXX	109,818.14	25,155,707.41	109,818.14	109,818.14	17,625.64	4.240	N/A
Sub Total/Average R1015 HCTO - Automobile Inventory Tax		25,047,379.86	51,619,781.86	25,047,379.86	25,047,379.86	276,751.83	3.404	
R1016 HCTO - SOS Ch 19								
R1016 HCTO - Chapter 19 MM	D6766-JPM	1,211.12	974.21	1,211.12	1,211.12	236.91	3.400	N/A
Sub Total/Average R1016 HCTO - SOS Ch 19		1,211.12	974.21	1,211.12	1,211.12	236.91	3.400	
R4008 HCTO - Tax Office DDA MMF								
R4008 2006 Tax Acct MMF MM	M7182-FIGXX	24,364,763.94	508,944,574.96	24,364,763.94	24,364,763.94	2,704,533.13	4.240	N/A
R4008 Change Order Acct MM	CADE-D7168	15,100.00	14,575.00	15,100.00	15,100.00	0.00	0.000	N/A

Description	CUSIP/Ticker	Ending Face Amount/Shares	Beginning MV	Ending MV	Ending BV	Investment Income-BV	Ending YTM @ Cost	Maturity Date
R4008 ENG Tax and Trustee Real Estate MM	D8180-JPM	508,529.10	0.00	508,529.10	508,529.10	2,876.53	3.400	N/A
R4008 HCTO - Automobile Credit Card MM	D1063-JPM	7,635,395.66	5,627,400.62	7,635,395.66	7,635,395.66	44,863.89	3.400	N/A
R4008 HCTO - General Property Tax MM	D1196-JPM	150.24	33,359,806.43	150.24	150.24	226,736.84	3.400	N/A
R4008 HCTO - Misc RefundsMM	D6677-JPM	5,163.66	8,816.18	5,163.66	5,163.66	73.85	3.400	N/A
R4008 HCTO - Suspense MM	D6727-JPM	78,156.42	3,571,140.78	78,156.42	78,156.42	87,715.17	3.400	N/A
R4008 HCTO 2006 Tax Acct Sweep MM	M1196-OGVXX	48,412,536.74	1,516,528,673.68	48,412,536.74	48,412,536.74	2,795,249.43	4.257	N/A
R4008 HCTO Restricted Tax Ttee Sweep MM	M9117-MJGXX	15,100,865.85	0.00	15,100,865.85	15,100,865.85	97,756.77	3.857	N/A
R4008 Misc Refund Acct MM	CADE-D7196	2,303.27	2,554.27	2,303.27	2,303.27	0.00	0.000	N/A
R4008 Suspense Acct Fidelity MMF MM	M7021-FIGXX	14,242.70	12,374.70	14,242.70	14,242.70	1,784.06	4.240	N/A
R4008 Tax & TTEE R/E Sales Dreyfus MMF MM	M7197-DGCXX	0.00	501,996.51	0.00	0.00	1,764.93		N/A
R4008 Tax & TTEE R/E Sales Restr Fidelity MMF	M3010-FIGXX	0.00	15,056,707.94	0.00	0.00	52,792.46		N/A
Sub Total/Average R4008 HCTO - Tax Office DDA MMF		96,137,207.58	2,083,628,621.07	96,137,207.58	96,137,207.58	6,016,147.06	4.116	
R4100 HCTO - 2004 Tax Account								
R4100 HCTO - 2004 Tax Account Fidelity MM	M7189-FIGXX	0.00	0.00	0.00	0.00	0.01		N/A
R4100 HCTO - Automobile ACH MM	D6131-JPM	1,020.13	0.00	1,020.13	1,020.13	1,020.96	3.400	N/A
R4100 HCTO 2004 Tax Acct Sweep MM	M6131-OGVXX	6,253,857.57	12,786,947.52	6,253,857.57	6,253,857.57	78,437.13	4.257	N/A
Sub Total/Average R4100 HCTO - 2004 Tax Account		6,254,877.70	12,786,947.52	6,254,877.70	6,254,877.70	79,458.10	4.257	
R4101 HCTO - 2005 Tax Account								
R4101 2005 Tax Acct MM	CADE-D7203	8,362.42	70,286.01	8,362.42	8,362.42	0.51	0.000	N/A
R4101 HCTO - Misc Fees MM	D9762-JPM	32,635.20	5.63	32,635.20	32,635.20	277.96	3.400	N/A
Sub Total/Average R4101 HCTO - 2005 Tax Account		40,997.62	70,291.64	40,997.62	40,997.62	278.47	2.706	
R4102 HCTO - Hot Boat Beer Wine Liquor Fees								
R4102 HCTO - Hot Boat Beer Wine Liquor Fees Fideli	M7175-FIGXX	6,425.00	135,484.39	6,425.00	6,425.00	144.08	4.240	N/A
R4102 HCTO - Permit Fees MM	D0271-JPM	294,534.84	0.19	294,534.84	294,534.84	898.42	3.400	N/A
Sub Total/Average R4102 HCTO - Hot Boat Beer Wine Liquor Fees		300,959.84	135,484.58	300,959.84	300,959.84	1,042.50	3.418	
R4103 HCTO - Auto Highway Rts								
R4103 HCTO - Automobile DMV MM	D0388-JPM	2,108,186.74	701,795.14	2,108,186.74	2,108,186.74	9,403.47	3.400	N/A
Sub Total/Average R4103 HCTO - Auto Highway Rts		2,108,186.74	701,795.14	2,108,186.74	2,108,186.74	9,403.47	3.400	
R4104 HCTO - General Automobile Rts								
R4104 HCTO - General Automobile MM	D0180-JPM	8,451,296.92	-3,985,834.47	8,451,296.92	8,451,296.92	19,026.96	3.400	N/A
R4104 HCTO General Auto Sweep MM	M0180-OGVXX	23,843,405.87	20,068,312.44	23,843,405.87	23,843,405.87	341,179.12	4.257	N/A

Description	CUSIP/Ticker	Ending Face Amount/Shares	Beginning MV	Ending MV	Ending BV	Investment Income-BV	Ending YTM @ Cost	Maturity Date
R4104 HTCO - General Automobile Rts Fidelity MM	M7084-FIGXX	3,537,167.18	4,400,652.08	3,537,167.18	3,537,167.18	40,809.82	4.240	N/A
Sub Total/Average R4104 HTCO - General Automobile Rts		35,831,869.97	20,483,130.05	35,831,869.97	35,831,869.97	401,015.90	4.053	
R4105 HTCO - Hotel Motel Special Tax Account								
R4105 HCTO - Hotel TaxMM	D0792-JPM	206,477.81	65.79	206,477.81	206,477.81	10,947.95	3.400	N/A
R4105 HTCO - Hotel Motel Special Tax Account Fidel	M7154-FIGXX	199,502.49	433,339.81	199,502.49	199,502.49	16,936.01	4.240	N/A
Sub Total/Average R4105 HTCO - Hotel Motel Special Tax Account		405,980.30	433,405.60	405,980.30	405,980.30	27,883.96	3.813	
R4106 HTCO - Motor Vehicle Sales Rts								
R4106 HCTO - Motor Vehicle Sales Tax MM	D0685-JPM	13,016,411.17	2,904.54	13,016,411.17	13,016,411.17	32,935.85	3.400	N/A
R4106 HCTO Motor Vehicle Sales Sweep MM	M0685-OGVXX	60,408,419.71	9,882,519.45	60,408,419.71	60,408,419.71	118,583.60	4.257	N/A
Sub Total/Average R4106 HTCO - Motor Vehicle Sales Rts		73,424,830.88	9,885,423.99	73,424,830.88	73,424,830.88	151,519.45	4.105	
R4107 HCTO - Prop Tax Overpayments								
R4107 HCTO - Prop Tax Overpayments Fidelity MM	M7063-FIGXX	0.00	7,579.42	0.00	0.00	589.79		N/A
R4107 HCTO - Property Tax Overpayment MM	D0537-JPM	34.13	0.00	34.13	34.13	34.15	3.400	N/A
R4107 HCTO Prop Tax Overpay Acct Sweep MM	M0537-OGVXX	85,911,433.15	60,384,566.81	85,911,433.15	85,911,433.15	767,792.89	4.257	N/A
Sub Total/Average R4107 HCTO - Prop Tax Overpayments		85,911,467.28	60,392,146.23	85,911,467.28	85,911,467.28	768,416.83	4.257	
R4108 HCTO - Tech Fund								
R4108 HCTO Tech Fund MM	D0867-JPM	0.00	0.00	0.00	0.00	0.00		N/A
Sub Total/Average R4108 HCTO - Tech Fund		0.00	0.00	0.00	0.00	0.00		
X2165 Commissioners Court Ch 59								
TexasCLASS X2165 LGIP	TXCLASSX2165	521,630.91	515,885.79	521,630.91	521,630.91	5,745.12	4.439	N/A
X2165 Comm. Court - Ch 59 State Forf Assets MM	D7558-JPM	41.04	40.69	41.04	41.04	0.35	3.400	N/A
Sub Total/Average X2165 Commissioners Court Ch 59		521,671.95	515,926.48	521,671.95	521,671.95	5,745.47	4.439	
Y5912 Metro - Street Improvement								
LoneStar Y5912 LGIP	LONESTARY5912	261,820.28	258,939.79	261,820.28	261,820.28	2,880.49	4.446	N/A
TexasCLASS Y5912 LGIP	TXCLASSY5912	1,151,168.58	1,138,490.00	1,151,168.58	1,151,168.58	12,678.58	4.439	N/A
Y5912 Metro Mobility - Improvement Proj MM	D6873-JPM	23.37	23.17	23.37	23.37	0.20	3.400	N/A
Sub Total/Average Y5912 Metro - Street Improvement		1,413,012.23	1,397,452.96	1,413,012.23	1,413,012.23	15,559.27	4.440	
Y5913 Metro - General Mobility Program								

Description	CUSIP/Ticker	Ending Face Amount/Shares	Beginning MV	Ending MV	Ending BV	Investment Income-BV	Ending YTM @ Cost	Maturity Date
BARCLAYS CAPITAL DISC CP 0 2/20/2025	06743UPL0	0.00	4,965,652.55	0.00	0.00	34,347.44		2/20/2025
BARCLAYS CAPITAL DISC CP 0 3/12/2025	06743UQC9	0.00	9,898,644.60	0.00	0.00	101,355.44		3/12/2025
BARCLAYS US CCP 0 8/15/2025	06741FVF1	2,500,000.00	0.00	2,458,619.38	2,458,619.37	20,386.04	4.470	8/15/2025
DENTON TX ISD UT GO *PSF* 5 8/15/2026	249002JM9	9,770,000.00	9,869,556.30	9,889,584.80	9,912,673.81	96,546.04	3.856	8/15/2026
FFCB 4.5 3/26/2027	3133EP6K6	1,000,000.00	1,003,660.00	1,010,450.00	1,001,065.69	11,117.53	4.442	3/26/2027
FHLB 3 3/10/2028	313382GT4	500,000.00	480,495.00	487,090.00	479,776.35	5,443.14	4.527	3/10/2028
FHLB 3.43 9/9/2025-22	3130ARW80	2,000,000.00	1,986,620.00	1,991,720.00	2,000,000.00	17,150.00	3.430	9/9/2025
FHLB 4.125 1/23/2025-22	3130AT6L6	0.00	2,998,980.00	0.00	0.00	7,562.50		1/23/2025
FHLB 4.25 1/14/2026-25	3130B4FZ9	8,000,000.00	0.00	7,990,320.00	7,996,835.16	73,557.38	4.302	1/14/2026
FHLB 4.351 3/27/2026-25	3130B5RK6	10,000,000.00	0.00	10,001,500.00	10,000,000.00	3,625.83	4.351	3/27/2026
FHLB 4.44 11/27/2026-25	3130B5PQ5	10,000,000.00	0.00	10,003,700.00	10,000,000.00	4,933.33	4.440	11/27/2026
FHLB 4.56 9/30/2026-22	3130ATBQ9	0.00	4,989,300.00	0.00	0.00	57,000.00		9/30/2026
FHLB 4.65 8/15/2025-25	3130B36P3	0.00	2,999,070.00	0.00	0.00	3,100.00		8/15/2025
FHLB 4.75 2/12/2027-25	3130B3Y49	0.00	9,991,700.00	0.00	0.00	83,125.00		2/12/2027
FHLB 4.79 10/15/2026-25	3130B3WC3	0.00	14,985,300.00	0.00	0.00	109,770.83		10/15/2026
FHLB 5.125 3/14/2025	3130AWT59	0.00	3,003,360.00	0.00	0.00	31,850.93		3/14/2025
FHLMC 0.58 4/15/2026	3134GWZC3	3,000,000.00	2,863,560.00	2,893,110.00	2,889,943.78	30,415.95	4.315	4/15/2026
FHLMC 3.75 4/28/2025-23	3134G XK29	5,000,000.00	4,988,300.00	4,996,950.00	5,000,069.65	46,651.12	3.732	4/28/2025
FHLMC 3.75 4/28/2025-23	3134G XK29	2,000,000.00	1,995,320.00	1,998,780.00	2,000,000.00	18,750.00	3.750	4/28/2025
FHLMC 4 8/25/2025-22	3134GXT46	2,000,000.00	1,990,040.00	1,996,400.00	2,000,000.00	20,000.00	4.000	8/25/2025
LOGIC Y5913 LGIP	LOGICY5913	1,473,128.53	1,456,900.21	1,473,128.53	1,473,128.53	16,228.32	4.476	N/A
LoneStar Y5913 LGIP	LONESTARY5913	546,270.30	540,260.36	546,270.30	546,270.30	6,009.94	4.446	N/A
TexasCLASS Y5913 LGIP	TXCLASSY5913	2,671,390.75	2,641,968.84	2,671,390.75	2,671,390.75	29,421.91	4.439	N/A
T-Note 0.25 10/31/2025	91282CAT8	5,000,000.00	4,839,843.75	4,888,671.88	4,875,923.57	55,534.41	4.675	10/31/2025
T-Note 0.25 5/31/2025	912828ZT0	5,000,000.00	4,919,726.56	4,967,187.50	4,964,803.48	55,885.44	4.643	5/31/2025
T-Note 0.25 6/30/2025	912828ZW3	4,000,000.00	3,924,296.88	3,960,625.00	3,961,991.91	40,494.27	4.185	6/30/2025
T-Note 0.25 7/31/2025	91282CAB7	1,000,000.00	977,421.88	986,718.75	985,388.06	11,486.44	4.847	7/31/2025
T-Note 0.375 4/30/2025	912828ZL7	3,000,000.00	2,962,148.44	2,991,035.16	2,990,063.76	33,633.56	4.701	4/30/2025
T-Note 0.5 2/28/2026	91282CBQ3	3,000,000.00	2,874,902.34	2,904,257.81	2,889,981.83	33,353.95	4.775	2/28/2026
T-Note 1.125 8/31/2028	91282CCV1	2,000,000.00	1,784,375.00	1,824,062.50	1,797,043.96	20,187.05	4.468	8/31/2028
T-Note 1.25 3/31/2028	91282CBS9	500,000.00	454,355.47	463,125.00	456,449.82	5,121.54	4.478	3/31/2028
T-Note 1.375 10/31/2028	91282CDF5	3,000,000.00	2,687,695.31	2,748,632.81	2,705,266.96	30,504.35	4.459	10/31/2028
T-Note 1.625 5/15/2026	912828R36	1,000,000.00	965,371.09	973,867.19	966,772.27	11,351.78	4.764	5/15/2026
T-Note 2 2/15/2025	912828J27	0.00	2,991,445.31	0.00	0.00	19,826.19		2/15/2025
T-Note 2.125 5/15/2025	912828XB1	3,000,000.00	2,976,679.69	2,992,148.44	2,990,537.43	35,204.70	4.843	5/15/2025
T-Note 2.25 11/15/2025	912828M56	10,000,000.00	9,831,054.69	9,886,328.12	9,858,068.49	111,964.83	4.613	11/15/2025
T-Note 2.25 3/31/2026	9128286L9	3,000,000.00	2,928,105.47	2,947,441.41	2,930,151.62	33,912.44	4.738	3/31/2026
T-Note 2.625 1/31/2026	9128286A3	3,000,000.00	2,949,492.19	2,964,375.00	2,948,804.26	34,526.34	4.796	1/31/2026
T-Note 2.875 6/15/2025	91282CEU1	4,000,000.00	3,976,640.63	3,988,281.25	3,986,712.96	44,168.71	4.539	6/15/2025

Description	CUSIP/Ticker	Ending Face Amount/Shares	Beginning MV	Ending MV	Ending BV	Investment Income-BV	Ending YTM @ Cost	Maturity Date
T-Note 3 7/15/2025	91282CEY3	2,000,000.00	1,987,382.81	1,992,656.25	1,989,701.07	23,704.25	4.864	7/15/2025
T-Note 3,5 9/15/2025	91282CFK2	3,000,000.00	2,984,589.84	2,990,917.97	2,978,932.40	37,315.52	5.122	9/15/2025
T-Note 3,875 1/15/2026	91282CGE5	5,000,000.00	4,984,375.00	4,992,089.84	4,985,888.67	52,433.52	4.244	1/15/2026
T-Note 4 12/15/2025	91282CGA3	3,000,000.00	2,995,429.69	2,998,125.00	2,979,253.36	36,879.57	5.040	12/15/2025
T-Note 4,125 1/31/2025	91282CGG0	0.00	2,999,531.25	0.00	0.00	11,534.79		1/31/2025
T-Note 4,125 6/15/2026	91282CHH7	2,000,000.00	1,997,070.31	2,003,242.19	1,999,068.83	20,588.39	4.165	6/15/2026
T-Note 4,25 10/15/2025	91282CFP1	3,000,000.00	3,001,464.84	3,001,406.25	2,987,173.03	37,355.17	5.090	10/15/2025
T-Note 4,25 12/31/2025	91282CJS1	3,000,000.00	3,001,113.28	3,002,753.91	3,001,648.47	31,157.42	4.170	12/31/2025
T-Note 4,5 11/15/2025	91282CFW6	3,000,000.00	3,006,269.53	3,006,386.72	2,990,690.29	37,222.36	5.026	11/15/2025
T-Note 4,5 7/15/2026	91282CHM6	5,000,000.00	5,019,042.97	5,032,031.25	5,011,340.52	53,615.63	4.313	7/15/2026
Y5913 Metro Mobility - General MobilityMM	D7012-JPM	9,580,185.89	2,286,885.47	9,580,185.89	9,580,185.89	19,819.44	3.400	N/A
Y5913 US Bank Open CP MM	OPENCPY5913	24,769,087.44	8,352,850.00	24,769,087.44	24,769,087.44	170,194.72	4.000	N/A
Sub Total/Average Y5913 Metro - General Mobility Program		174,310,062.91	178,308,247.55	173,264,654.29	173,010,703.74	1,937,325.45	4.307	
Z5200 Constable - Pct 1 Fed Forfeit Assets US Just								
Z5200 Constables - Pct 1 USJ Fed Forf Assets MM	D8911-JPM	127,740.41	126,675.46	127,740.41	127,740.41	1,064.95	3.400	N/A
Sub Total/Average Z5200 Constable - Pct 1 Fed Forfeit Assets US Just		127,740.41	126,675.46	127,740.41	127,740.41	1,064.95	3.400	
Z5201 Constable - Pct 1 Fed Forfeit Assets US Trea								
Z5201 Constables - Pct 1 US Tsy Fed Forf Assets MM	D0512-JPM	2,136.17	148,400.59	2,136.17	2,136.17	1,137.75	3.400	N/A
Sub Total/Average Z5201 Constable - Pct 1 Fed Forfeit Assets US Trea		2,136.17	148,400.59	2,136.17	2,136.17	1,137.75	3.400	
Z5202 Constable - Pct 1 State Forfeit Assets Ch 18								
TexasCLASS Z5202 LGIP	TXCLASSZ5202	471,012.96	465,825.43	471,012.96	471,012.96	5,187.53	4.439	N/A
Z5202 Constables - Pct 1 Ch 18 State Forf Assets M	D6865-JPM	174,545.32	108,678.53	174,545.32	174,545.32	1,053.57	3.400	N/A
Sub Total/Average Z5202 Constable - Pct 1 State Forfeit Assets Ch 18		645,558.28	574,503.96	645,558.28	645,558.28	6,241.10	4.158	
Z5203 Constable - Pct 1 State Forfeit Assets Ch 59								
TexasCLASS Z5203 LGIP	TXCLASSZ5203	110,369.26	109,153.71	110,369.26	110,369.26	1,215.55	4.439	N/A
Z5203 Constables - Pct 1 Ch 59 State Forf Assets M	D8879-JPM	29,404.58	32,183.43	29,404.58	29,404.58	247.39	3.400	N/A
Sub Total/Average Z5203 Constable - Pct 1 State Forfeit Assets Ch 59		139,773.84	141,337.14	139,773.84	139,773.84	1,462.94	4.220	
Z5204 Constable - Pct 2 Fed Forfeit Assets US Just								
Z5204 Constables - Pct 2 USJ Fed Forf Assets MM	D0868-JPM	195,325.68	190,891.13	195,325.68	195,325.68	1,606.13	3.400	N/A

Description	CUSIP/Ticker	Ending Face Amount/Shares	Beginning MV	Ending MV	Ending BV	Investment Income-BV	Ending YTM @ Cost	Maturity Date
Sub Total/Average Z5204 Constable - Pct 2 Fed Forfeit Assets US Just		195,325.68	190,891.13	195,325.68	195,325.68	1,606.13	3.400	
Z5205 Constable - Pct 2 Fed Forfeit Assets US Trea								
Z5205 Constables - Pct 2 US Tsy Fed Forf Assets MM	D5008-JPM	11.55	11.46	11.55	11.55	0.09	3.400	N/A
Sub Total/Average Z5205 Constable - Pct 2 Fed Forfeit Assets US Trea		11.55	11.46	11.55	11.55	0.09	3.400	
Z5206 Constable - Pct 2 State Forfeit Assets Ch 18								
TexasCLASS Z5206 LGIP	TXCLASSZ5206	71,565.58	78,465.83	71,565.58	71,565.58	799.75	4.439	N/A
Z5206 Constables - Pct 2 Ch 18 State Forf Assets M	D8622-JPM	36.37	31.09	36.37	36.37	0.28	3.400	N/A
Sub Total/Average Z5206 Constable - Pct 2 State Forfeit Assets Ch 18		71,601.95	78,496.92	71,601.95	71,601.95	800.03	4.438	
Z5207 Constable - Pct 2 State Forfeit Assets Ch 59								
TexasCLASS Z5207 LGIP	TXCLASSZ5207	226,131.81	223,641.25	226,131.81	226,131.81	2,490.56	4.439	N/A
Z5207 Constables - Pct 2 Ch 59 State Forf Assets M	D7079-JPM	33,782.39	8,793.98	33,782.39	33,782.39	94.72	3.400	N/A
Sub Total/Average Z5207 Constable - Pct 2 State Forfeit Assets Ch 59		259,914.20	232,435.23	259,914.20	259,914.20	2,585.28	4.304	
Z5208 Constable - Pct 3 Fed Forfeit Assets US Just								
Z5208 Constables - Pct 3 USJ Fed Forf Assets MM	D7103-JPM	144,523.95	113,345.78	144,523.95	144,523.95	964.67	3.400	N/A
Sub Total/Average Z5208 Constable - Pct 3 Fed Forfeit Assets US Just		144,523.95	113,345.78	144,523.95	144,523.95	964.67	3.400	
Z5210 Constable - Pct 3 State Forfeit Assets Ch 18								
TexasCLASS Z5210 LGIP	TXCLASSZ5210	5,416.78	5,357.12	5,416.78	5,416.78	59.66	4.439	N/A
Z5210 Constables - Pct 3 Ch 18 State Forf Assets M	D7129-JPM	11.59	11.50	11.59	11.59	0.09	3.400	N/A
Sub Total/Average Z5210 Constable - Pct 3 State Forfeit Assets Ch 18		5,428.37	5,368.62	5,428.37	5,428.37	59.75	4.437	
Z5211 Constable - Pct 3 State Forfeit Assets Ch 59								
TexasCLASS Z5211 LGIP	TXCLASSZ5211	28,376.42	39,038.45	28,376.42	28,376.42	337.97	4.439	N/A
Z5211 Constables - Pct 3 Ch 59 State Forf Assets M	D8861-JPM	9,243.43	623.31	9,243.43	9,243.43	13.29	3.400	N/A
Sub Total/Average Z5211 Constable - Pct 3 State Forfeit Assets Ch 59		37,619.85	39,661.76	37,619.85	37,619.85	351.26	4.184	
Z5212 Constable - Pct 4 Fed Forfeit Assets US Just								
Z5212 Constables - Pct 4 USJ Fed Forf Assets MM	D1536-JPM	69,912.39	69,329.54	69,912.39	69,912.39	582.85	3.400	N/A

Description	CUSIP/Ticker	Ending Face Amount/Shares	Beginning MV	Ending MV	Ending BV	Investment Income-BV	Ending YTM @ Cost	Maturity Date
Sub Total/Average Z5212 Constable - Pct 4 Fed Forfeit Assets US Just		69,912.39	69,329.54	69,912.39	69,912.39	582.85	3.400	
Z5213 Constable - Pct 4 Fed Forfeit Assets US Trea								
Z5213 Constables - Pct 4 US Tsy Fed Forf Assets MM	D1593-JPM	1,386.32	1,374.76	1,386.32	1,386.32	11.56	3.400	N/A
Sub Total/Average Z5213 Constable - Pct 4 Fed Forfeit Assets US Trea		1,386.32	1,374.76	1,386.32	1,386.32	11.56	3.400	
Z5214 Constable - Pct 4 State Forfeit Assets Ch 18								
TexasCLASS Z5214 LGIP	TXCLASSZ5214	1,101,478.06	1,089,346.72	1,101,478.06	1,101,478.06	12,131.34	4.439	N/A
Z5214 Constables - Pct 4 Ch 18 State Forf Assets M	D9281-JPM	39,813.66	25,777.87	39,813.66	39,813.66	261.22	3.400	N/A
Sub Total/Average Z5214 Constable - Pct 4 State Forfeit Assets Ch 18		1,141,291.72	1,115,124.59	1,141,291.72	1,141,291.72	12,392.56	4.403	
Z5215 Constable - Pct 4 State Forfeit Assests Ch 5								
TexasCLASS Z5215 LGIP	TXCLASSZ5215	356,227.76	357,299.29	356,227.76	356,227.76	3,928.47	4.439	N/A
Z5215 Constables - Pct 4 Ch 59 State Forf Assets M	D9265-JPM	48,356.33	28,880.28	48,356.33	48,356.33	280.29	3.400	N/A
Sub Total/Average Z5215 Constable - Pct 4 State Forfeit Assests Ch 5		404,584.09	386,179.57	404,584.09	404,584.09	4,208.76	4.315	
Z5216 Constable - Pct 5 Fed Forfeit Assets US Just								
Z5216 Constables - Pct 5 USJ Fed Forf Assets MM	D1890-JPM	601,053.19	596,541.94	601,053.19	601,053.19	5,011.25	3.400	N/A
Sub Total/Average Z5216 Constable - Pct 5 Fed Forfeit Assets US Just		601,053.19	596,541.94	601,053.19	601,053.19	5,011.25	3.400	
Z5217 Constable - Pct 5 Fed Forfeit Assets US Trea								
Z5217 Constables - Pct 5 US Tsy Fed Forf Assets MM	D1965-JPM	1,106.53	1,097.30	1,106.53	1,106.53	9.23	3.400	N/A
Sub Total/Average Z5217 Constable - Pct 5 Fed Forfeit Assets US Trea		1,106.53	1,097.30	1,106.53	1,106.53	9.23	3.400	
Z5218 Constable - Pct 5 State Forfeit Assets Ch 18								
TexasCLASS Z5218 LGIP	TXCLASSZ5218	270,484.21	267,505.20	270,484.21	270,484.21	2,979.01	4.439	N/A
Z5218 Constables - Pct 5 Ch 18 State Forf Assets M	D8630-JPM	103.27	102.40	103.27	103.27	0.87	3.400	N/A
Sub Total/Average Z5218 Constable - Pct 5 State Forfeit Assets Ch 18		270,587.48	267,607.60	270,587.48	270,587.48	2,979.88	4.439	
Z5219 Constable - Pct 5 State Forfeit Assets Ch 59								
TexasCLASS Z5219 LGIP	TXCLASSZ5219	955,728.79	945,202.71	955,728.79	955,728.79	10,526.08	4.439	N/A
Z5219 Constables - Pct 5 Ch 59 State Forf Assets M	D0269-JPM	226,781.91	2,286.16	226,781.91	226,781.91	549.22	3.400	N/A

Description	CUSIP/Ticker	Ending Face Amount/Shares	Beginning MV	Ending MV	Ending BV	Investment Income-BV	Ending YTM @ Cost	Maturity Date
Sub Total/Average Z5219 Constable - Pct 5 State Forfeit Assets Ch 59		1,182,510.70	947,488.87	1,182,510.70	1,182,510.70	11,075.30	4.240	
Z5220 Constable - Pct 6 State Forfeit Assets Ch 18								
TexasCLASS Z5220 LGIP	TXCLASSZ5220	9,278.43	9,176.29	9,278.43	9,278.43	102.14	4.439	N/A
Z5220 Constables - Pct 6 Ch 18 State Forf Assets M	D0228-JPM	14.51	14.39	14.51	14.51	0.12	3.400	N/A
Sub Total/Average Z5220 Constable - Pct 6 State Forfeit Assets Ch 18		9,292.94	9,190.68	9,292.94	9,292.94	102.26	4.437	
Z5221 Constable - Pct 6 State Forfeit Assets Ch 59								
TexasCLASS Z5221 LGIP	TXCLASSZ5221	50,618.32	52,054.13	50,618.32	50,618.32	564.19	4.439	N/A
Z5221 Constables - Pct 6 Ch 59 State Forf Assets M	D0322-JPM	246.47	175.77	246.47	246.47	2.60	3.400	N/A
Sub Total/Average Z5221 Constable - Pct 6 State Forfeit Assets Ch 59		50,864.79	52,229.90	50,864.79	50,864.79	566.79	4.434	
Z5222 Constable - Pct 7 St Forfeit Assets Ch 59								
TexasCLASS Z5222 LGIP	TXCLASSZ5222	84,984.36	84,048.38	84,984.36	84,984.36	935.98	4.439	N/A
Z5222 Constables - Pct 7 Ch 59 State Forf Assets M	D0736-JPM	10,287.92	9.40	10,287.92	10,287.92	20.14	3.400	N/A
Sub Total/Average Z5222 Constable - Pct 7 St Forfeit Assets Ch 59		95,272.28	84,057.78	95,272.28	95,272.28	956.12	4.327	
Z5223 Constable - Pct 8 St Forfeit Assets Ch 59								
TexasCLASS Z5223 LGIP	TXCLASSZ5223	161,430.39	159,652.46	161,430.39	161,430.39	1,777.93	4.439	N/A
Z5223 Constables - Pct 8 Ch 59 State Forf Assets M	D1379-JPM	154,187.86	154,945.64	154,187.86	154,187.86	1,269.66	3.400	N/A
Sub Total/Average Z5223 Constable - Pct 8 St Forfeit Assets Ch 59		315,618.25	314,598.10	315,618.25	315,618.25	3,047.59	3.931	
Z5225 Constable - CPct 8 US Justice Fed Forf Asset								
Z5225 CPct 8 US Justice Fed Forf AssetsMM	D3912-JPM	4,707.14	4,667.90	4,707.14	4,707.14	39.24	3.400	N/A
Sub Total/Average Z5225 Constable - CPct 8 US Justice Fed Forf Asset		4,707.14	4,667.90	4,707.14	4,707.14	39.24	3.400	
Z5226 Constable - Pct 8 Human Trafficking FFA								
Z5226 HC Constable Precinct 8 Human Trafficking FF	D2877-JPM	2,994.27	2,619.76	2,994.27	2,994.27	0.00	0.000	N/A
Sub Total/Average Z5226 Constable - Pct 8 Human Trafficking FFA		2,994.27	2,619.76	2,994.27	2,994.27	0.00	0.000	
Z5227 Constable - CPct 6 US Justice Fed Forf Asse								
Z5227 CPct 6 US Just Fed Forf Assets DDA MM	D5073-JPM	9,271.10	9,193.81	9,271.10	9,271.10	77.29	3.400	N/A
Sub Total/Average Z5227 Constable - CPct 6 US Justice Fed Forf Asse		9,271.10	9,193.81	9,271.10	9,271.10	77.29	3.400	

Description	CUSIP/Ticker	Ending Face Amount/Shares	Beginning MV	Ending MV	Ending BV	Investment Income-BV	Ending YTM @ Cost	Maturity Date
Z5228 Constable - CPct1 Human Trafficking								
Z5228 Constables - CPct1 Human Trafficking MM	D7350-JPM	6,060.78	0.00	6,060.78	6,060.78	0.00	0.000	N/A
Sub Total/Average Z5228 Constable - CPct1 Human Trafficking		6,060.78	0.00	6,060.78	6,060.78	0.00	0.000	
Total / Average		7,091,875,132.40	7,238,040,880.61	7,067,208,793.27	7,065,634,216.09	74,804,337.17	4.218	



Summary of Other Entities' Current Portfolios

Begin Date: 12/31/2024, End Date: 3/31/2025

Description	Ending Face Amount/Shares	Beginning MV	Ending MV	Ending BV	Investment Income-BV	Ending YTM @ Cost
911 Emergency Network	73,256,744.68	71,244,680.60	71,773,395.23	71,724,178.21	804,854.17	4.343
Community Services Department	31,239,206.63	31,087,755.59	31,228,362.21	31,228,362.22	273,091.08	2.754
Community Supervision and Corr	35,002,528.30	26,531,732.14	34,892,935.09	34,893,035.21	319,039.82	4.018
County Clerk	66,454,890.47	69,228,086.37	66,454,890.47	66,454,890.47	702,034.02	4.318
District Clerk	114,489,715.24	134,896,636.69	114,401,194.93	114,354,868.30	1,392,559.20	4.284
Harris Health System	1,861,305,552.47	1,231,966,507.30	1,861,305,552.47	1,861,305,552.47	16,664,678.52	4.016
Juvenile Probation	25,651,369.91	14,820,913.37	25,626,020.59	25,623,316.41	213,175.67	3.954
Sports Authority	230,551,924.94	213,685,861.32	228,630,166.09	228,805,998.50	2,390,487.09	4.308
Total / Average	2,437,951,932.64	1,793,462,173.38	2,434,312,517.08	2,434,390,201.79	22,759,919.57	4.057