



HARRIS COUNTY

BUDGET MANAGEMENT DEPARTMENT

(713) 274-1100
1001 Preston St. #500 Houston TX 77002
<http://budget.harriscountytexas.gov/>

		YES	NO	ABSTAIN
TO:	County Judge Hidalgo and Commissioners Ellis, Garcia, Radack and Cagle	<input checked="" type="checkbox"/>	<input type="checkbox"/>	<input type="checkbox"/>
		Judge Lina Hidalgo		
		<input checked="" type="checkbox"/>	<input type="checkbox"/>	<input type="checkbox"/>
		Comm. Rodney Ellis		
		<input checked="" type="checkbox"/>	<input type="checkbox"/>	<input type="checkbox"/>
		Comm. Adrian Garcia		
FROM:	Amy Perez, Director of Financial Management	<input checked="" type="checkbox"/>	<input type="checkbox"/>	<input type="checkbox"/>
		Comm. Steve Radack		
		<input checked="" type="checkbox"/>	<input type="checkbox"/>	<input type="checkbox"/>
		Comm. R. Jack Cagle		
DATE:	September 29, 2020			
RE:	Second Quarter of Fiscal Year 2020-21 Investment Report			

The Financial Management Section of the Budget Management Department has prepared the Investment Report covering the Second Quarter of Fiscal Year 2020-21 (June through August 2020).

This report is presented in accordance with the Texas Government Code - Public Funds Investment Act, Section 2256.023. The department certifies that to the best of our knowledge Harris County is in compliance with the provisions of Government Code 2256 and with the stated policy and strategies of Harris County.

[Redacted Signature]

Amy Perez
Director, Financial Management

[Redacted Signature]

Diana Elizondo
Investment Manager

[Redacted Signature]

Mark LaRue
Financial Analyst

Presented to Commissioners Court

September 29, 2020

Approve: G/E

**HARRIS COUNTY
INVESTMENT REPORT**

Fiscal Year 2020-21

June through August 2020

Second Quarter



**Prepared By:
Budget Management Department
Financial Management Section**

TABLE OF CONTENTS

SECTION I:	Portfolio Summary of Balances, Earnings and Market Sectors Summary Investment Portfolio Other Investment Portfolio
SECTION II:	Management Report Summary
SECTION III:	Current Portfolio Holdings as of August 31, 2020
SECTION IV:	Portfolio Performance (Benchmark)
SECTION V:	Graphs Portfolio Sector Distribution Total Portfolio Maturity Distribution Yield Curve

SECTION I

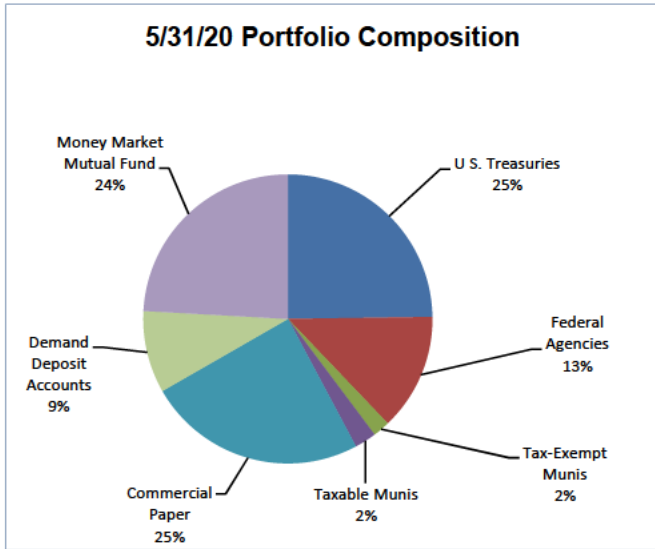
PORTFOLIO SUMMARY OF BALANCES, EARNINGS, AND MARKET SECTORS

Harris County Investment Report

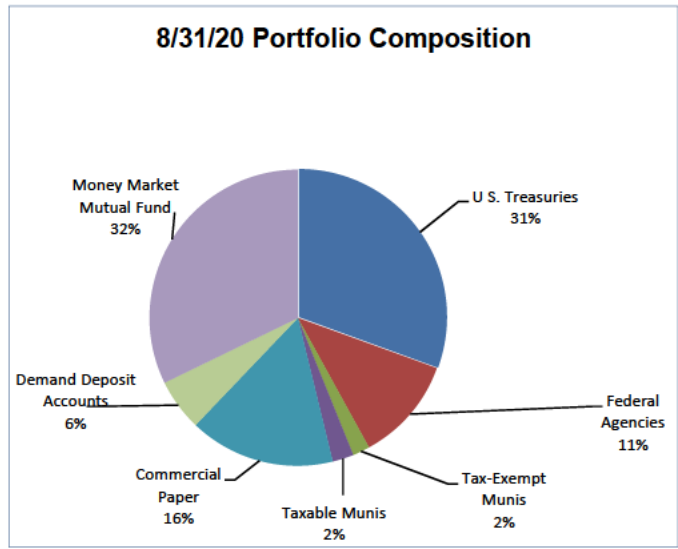
Fiscal Year 2020-21
June through August 2020
Second Quarter

Portfolio interest earned and/or accrued for this quarter, excluding MMF/DDA interest:

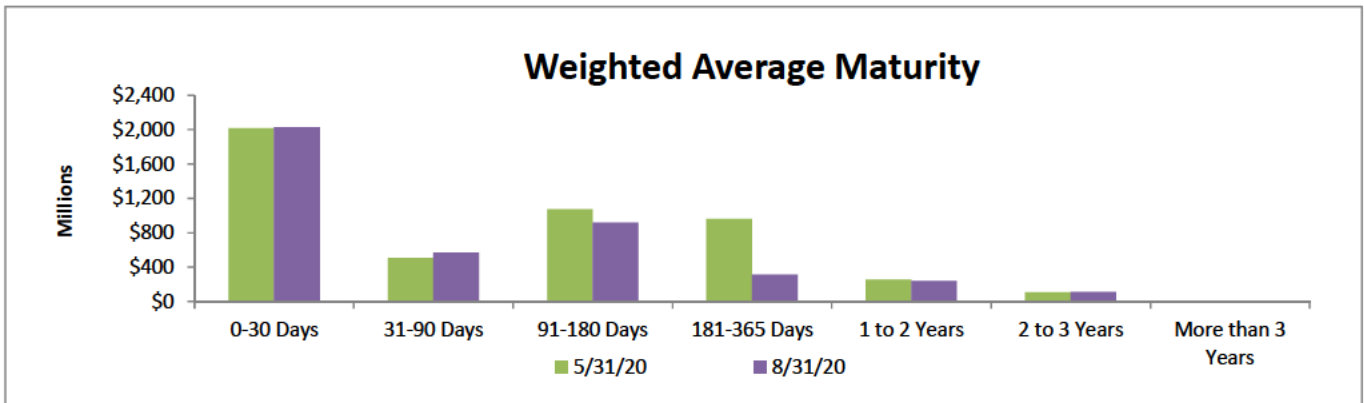
\$ 11,906,636



Total Par Value of Portfolio: \$ 4,920,221,296.89



Total Par Value of Portfolio: \$ 4,174,169,818.40



Portfolio's effective weighted average maturity for this period (in days):

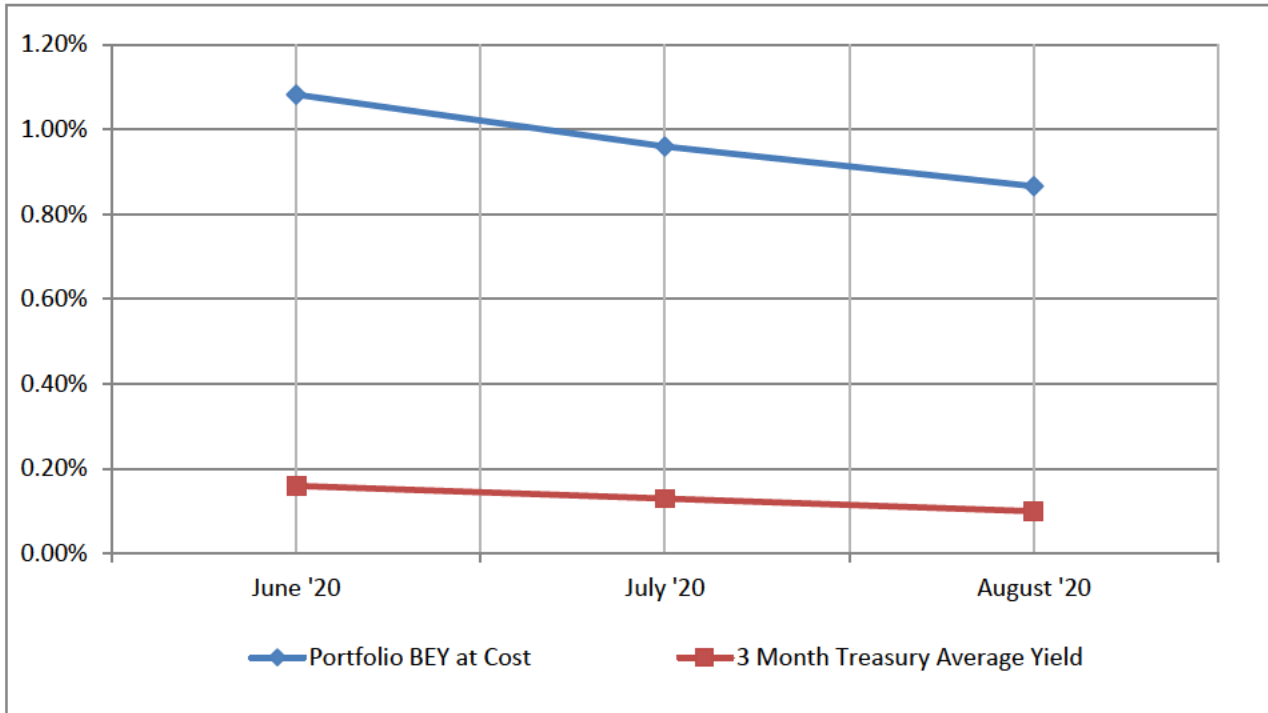
118

* Values do not include custodial funds or entities with separate investment policies managed by Harris County Office of Financial Management.

Harris County Investment Report

Fiscal Year 2020-21
June through August 2020
Second Quarter

Average 3 Month Constant Maturity UST Yield vs Monthly Portfolio Yield



The book value of the portfolio as of May 31, 2020 was \$4,913,746,265 and the book value as of August 31, 2020 was \$4,172,971,825.

The market value of the portfolio as of May 31, 2020 was \$4,931,976,862 and the market value as of August 31, 2020 was \$4,183,486,902.

The weighted average bond equivalent yield at cost for this quarter was 0.97% while the quarterly average for the benchmark 3 month constant maturity Treasury was 0.13%. This resulted in the portfolio exceeding the benchmark by 84 basis points.

* Values do not include custodial funds or entities with separate investment policies managed by Harris County Office of Financial Management.

**INVESTMENT PORTFOLIO SUMMARY
SECOND QUARTER FY 2020-21
(dollar amounts in thousands)**

MARKET SECTOR	COUNTY FUNDS			OTHER FUNDS			TOLL ROAD AUTHORITY			FLOOD CONTROL DISTRICT			TAX			TOTAL FUNDS		
	PAR VALUE	% PORT	BOND YIELD	PAR VALUE	% PORT	BOND YIELD	PAR VALUE	% PORT	BOND YIELD	PAR VALUE	% PORT	BOND YIELD	PAR VALUE	% PORT	BOND YIELD	PAR VALUE	% PORT	BOND YIELD
TREASURY	776,300	13.7%	1.09%	60,873	1.1%	0.81%	479,000	8.5%	0.74%	10,000	0.2%	0.11%	10,000	0.2%	0.12%	1,336,173	23.6%	0.94%
AGENCY	251,720	4.4%	1.29%	---	---	---	225,958	4.0%	1.35%	---	---	---	---	---	---	477,678	8.4%	1.32%
TAX EXEMPT MUNI	---	---	---	31,760	0.56%	0.95%	78,710	1.4%	1.77%	---	---	---	---	---	---	110,470	2.0%	1.54%
TAXABLE MUNI	31,215	0.6%	2.26%	---	---	---	61,910	1.1%	3.71%	3,000	0.1%	3.02%	---	---	---	96,125	1.7%	3.22%
COMM PAPER	583,600	10.3%	1.61%	200,000	3.5%	1.45%	69,000	1.2%	1.14%	11,800	0.2%	1.67%	---	---	---	864,400	15.3%	1.53%
TIME DEPOSITS	---	---	---	3,925	0.1%	0.05%	---	---	---	---	---	---	---	---	---	3,925	0.1%	0.05%
LOANS	---	---	---	---	---	---	---	---	---	---	---	---	---	---	---	---	---	---
DEMAND DEPOSIT ACCTS	77,654	1.4%	0.15%	71,860	1.3%	0.15%	12,086	0.2%	0.15%	7,989	0.1%	0.15%	139,631	2.5%	0.15%	309,220	5.5%	0.15%
MONEY MARKET FUNDS	730,354	12.9%	0.24%	1,121,330	19.8%	0.20%	560,444	9.9%	0.14%	16,744	0.3%	0.18%	37,054	0.7%	0.14%	2,465,926	43.5%	0.19%
TAX EXEMPT MMF	---	---	---	---	---	---	---	---	---	---	---	---	---	---	---	---	---	---
TOTALS	\$2,450,843	43.3%	0.96%	\$1,489,748	26.3%	0.40%	\$1,487,108	26.3%	0.80%	\$49,533	0.9%	0.69%	\$186,685	3.3%	0.15%	\$5,663,917	100.0%	0.74%

2ND QTR. '21 EARNINGS	\$7,128	\$1,937	\$4,626	\$177	\$86	\$13,954
FISCAL YEAR EARNINGS	\$17,372	\$5,881	\$11,283	\$625	\$337	\$35,498

OTHER
INVESTMENT PORTFOLIO SUMMARY
SECOND QUARTER FY 2020-21
(dollar amounts in thousands)

MARKET SECTOR	911 EMERGENCY NETWORK			COMMUNITY SUPV. & CORRECTION			HOSPITAL DISTRICT			COMMUNITY HEALTH CHOICE			JUVENILE			SPORTS & CONVENTION CORPORATION			SPORTS AUTHORITY			COUNTY CLERK			DISTRICT CLERK			TOTAL OTHER FUNDS		
	PAR VALUE	% PORT	BOND YIELD	PAR VALUE	% PORT	BOND YIELD	PAR VALUE	% PORT	BOND YIELD	PAR VALUE	% PORT	BOND YIELD	PAR VALUE	% PORT	BOND YIELD	PAR VALUE	% PORT	BOND YIELD	PAR VALUE	% PORT	BOND YIELD	PAR VALUE	% PORT	BOND YIELD	PAR VALUE	% PORT	BOND YIELD	PAR VALUE	% PORT	BOND YIELD
TREASURY	10,000	---	0.10%	2,000	0.1%	0.14%	10,000	0.7%	1.38%	---	---	---	---	---	---	---	---	6,873	0.5%	2.10%	13,000	0.9%	0.80%	19,000	1.3%	0.50%	60,873	4.1%	0.81%	
AGENCY	---	---	---	---	---	---	---	---	---	---	---	---	---	---	---	---	---	---	---	---	---	---	---	---	---	---	---	---	---	---
TAX EXMPT MUNI	---	---	---	---	---	---	---	---	---	---	---	---	---	---	---	---	---	---	---	---	---	---	---	---	---	---	---	---	---	---
TAXABLE MUNI	---	---	---	---	---	---	---	---	---	---	---	---	---	---	---	---	---	---	---	---	---	---	---	---	---	---	---	---	---	---
COMM PAPER	7,000	0.5%	1.87%	6,000	0.4%	0.28%	150,000	10.1%	1.59%	---	---	---	---	---	---	---	---	16,000	1.1%	0.20%	4,000	0.3%	1.72%	17,000	1.1%	1.51%	200,000	13.4%	1.45%	
TIME DEPOSITS	---	---	---	---	---	---	---	---	---	---	---	---	---	---	---	---	---	---	---	---	---	---	---	---	---	---	---	---	---	---
LOAN	---	---	---	---	---	---	---	---	---	---	---	---	---	---	---	---	---	---	---	---	---	---	---	---	---	---	---	---	---	---
DEMAND DEPOSIT ACCTS	5,000	0.3%	0.15%	4,001	0.3%	0.15%	60,063	4.0%	0.15%	---	---	---	2,796	0.2%	0.15%	---	---	---	---	---	---	---	---	---	---	---	---	---	---	---
MONEY MARKET FUNDS	2,213	0.1%	0.02%	7,025	0.5%	0.06%	728,009	48.9%	0.26%	189,332	12.7%	0.01%	7,397	0.5%	0.17%	---	---	98,774	6.6%	0.07%	25,122	1.7%	0.23%	63,458	4.3%	0.18%	1,121,330	75.3%	0.20%	
TAX EXMPT MMF	---	---	---	---	---	---	---	---	---	---	---	---	---	---	---	---	---	---	---	---	---	---	---	---	---	---	---	---	---	---
TOTALS	\$24,213	1.0%	0.61%	\$19,026	1.3%	0.16%	\$948,072	63.6%	0.48%	\$225,017	13.0%	0.14%	\$10,193	0.7%	0.17%	\$0	0.0%	0.00%	\$121,647	8.2%	0.20%	\$42,122	2.8%	0.54%	\$99,458	6.7%	0.47%	\$1,489,748	100.0%	0.40%

2ND QTR. '21 EARNINGS	\$35	\$22	\$1,377	\$110	\$6	\$0	\$96	\$98	\$193	\$1,937
FISCAL YEAR EARNINGS	\$86	\$96	\$3,945	\$407	\$31	\$12	\$510	\$252	\$542	\$5,881

SECTION II

MANAGEMENT REPORT SUMMARY

HARRIS COUNTY

	<i>U.S. Treasuries</i>	<i>Federal Agencies</i>	<i>Tax Exmpt Municipals</i>	<i>Taxable Municipals</i>	<i>Commrc'l Paper</i>	<i>Time Deposits</i>	<i>Repos</i>	<i>Loans</i>	<i>DDA</i>	<i>MMF</i>	<i>TE MMF</i>	<i>Total</i>
PAR VALUE (\$000)	1,275,300	477,678	78,710	96,125	664,400	0	0	0	237,360	1,344,596	0	4,174,170
ACCOUNTING BOOK VALUE	1,274,781	477,437	79,484	96,024	663,289	0	0	0	237,360	1,344,596	0	4,172,972
MARKET VALUE	1,278,883	480,707	80,453	97,186	664,302	0	0	0	237,360	1,344,596	0	4,183,487
VARIANCE	4,102	3,269	969	1,161	1,013	0	0	0	0	0	0	10,515
PORTFOLIO WTD AVGS:												
Maturity (days)	174	334	823	802	43				1	1		132
Effctv Maty (days)	174	334	368	186	43				1	1		110
Pcnt Of Total PAR:	30.552	11.444	1.886	2.303	15.917	0.000	0.000	0.000	5.686	32.212	0.000	100.000
BEY @ Cost	0.945	1.319	1.772	3.220	1.559				0.150	0.192		0.866
BEY @ Mkt	0.142	0.154	0.348	-0.058	0.110				0.150	0.182		0.142
# of Securities	52	21	95	37	30	0	0	0	9	58	0	302
Maturity Distribution:												
Par Amt Maty/Avg Life												
Less than 1 month	123,300	0	11,080	8,940	300,900	0	0	0	237,360	1,344,596	0	2,026,177
1 to 3 months	226,000	37,958	1,000	7,030	297,000	0	0	0	0	0	0	568,988
3 to 6 months	511,000	299,000	19,340	22,095	66,500	0	0	0	0	0	0	917,935
6 to 12 months	245,000	0	15,910	48,955	0	0	0	0	0	0	0	309,865
1 to 2 years	170,000	40,720	21,995	7,945	0	0	0	0	0	0	0	240,660
2 to 3 years	0	100,000	9,385	0	0	0	0	0	0	0	0	109,385
More than 3 years	0	0	0	1,160	0	0	0	0	0	0	0	1,160
Par Value Totals	1,275,300	477,678	78,710	96,125	664,400	0	0	0	237,360	1,344,596	0	4,174,170

DISTRICT CLERK & COUNTY CLERK REGISTRY

	<i>U.S. Treasuries</i>	<i>Federal Agencies</i>	<i>Tax Exmpt Municipals</i>	<i>Taxable Municipals</i>	<i>Commrc'l Paper</i>	<i>Time Deposits</i>	<i>Repos</i>	<i>Loans</i>	<i>DDA</i>	<i>MMF</i>	<i>TE MMF</i>	<i>Total</i>
PAR VALUE (\$000)	32,000	0	0	0	21,000	0	0	0	0	88,580	0	141,580
ACCOUNTING BOOK VALUE	31,992	0	0	0	20,937	0	0	0	0	88,580	0	141,509
MARKET VALUE	31,999	0	0	0	20,994	0	0	0	0	88,580	0	141,573
VARIANCE	7	0	0	0	57	0	0	0	0	0	0	64
PORTFOLIO WTD AVGS:												
Maturity (days)	72				74					1		28
Effctv Maty (days)	72				74					1		28
Pcnt Of Total PAR:	22.602	0.000	0.000	0.000	14.833	0.000	0.000	0.000	0.000	62.565	0.000	100.000
BEY @ Cost	0.621				1.548					0.195		0.492
BEY @ Mkt	0.139				0.131					0.186		0.168
# of Securities	6	0	0	0	4	0	0	0	0	9	0	19
Maturity Distribution:												
Par Amt Maty/Avg Life												
Less than 1 month	11,000	0	0	0	2,000	0	0	0	0	88,580	0	101,580
1 to 3 months	9,000	0	0	0	9,000	0	0	0	0	0	0	18,000
3 to 6 months	12,000	0	0	0	10,000	0	0	0	0	0	0	22,000
6 to 12 months	0	0	0	0	0	0	0	0	0	0	0	0
1 to 2 years	0	0	0	0	0	0	0	0	0	0	0	0
2 to 3 years	0	0	0	0	0	0	0	0	0	0	0	0
More than 3 years	0	0	0	0	0	0	0	0	0	0	0	0
Par Value Totals	32,000	0	0	0	21,000	0	0	0	0	88,580	0	141,580

911 EMERGENCY NETWORK; COMM SUPERVISION & CORR; HOSPITAL DIST; JUV PROBATION; SPORTS & CONVENTION CORP; & SPORTS AUTHORITY

	<i>U.S. Treasuries</i>	<i>Federal Agencies</i>	<i>Tax Exmpt Municipals</i>	<i>Taxable Municipals</i>	<i>Commrc'l Paper</i>	<i>Time Deposits</i>	<i>Repos</i>	<i>Loans</i>	<i>DDA</i>	<i>MMF</i>	<i>TE MMF</i>	<i>Total</i>
PAR VALUE (\$000)	28,873	0	31,760	0	179,000	3,925	0	0	71,859	1,032,750	0	1,348,167
ACCOUNTING BOOK VALUE	28,857	0	32,390	0	178,786	3,925	0	0	71,859	1,032,750	0	1,348,567
MARKET VALUE	28,948	0	32,504	0	178,981	3,925	0	0	71,859	1,032,750	0	1,348,967
VARIANCE	92	0	114	0	194	0	0	0	0	0	0	400
PORTFOLIO WTD AVGS:												
Maturity (days)	105		242		35	265			1	1		14
Effctv Maty (days)	105		242		35	265			1	1		14
Pcnt Of Total PAR:	2.142	0.000	2.356	0.000	13.277	0.291	0.000	0.000	5.330	76.604	0.000	100.000
BEY @ Cost	1.021		0.948		1.435	0.048			0.150	0.195		0.392
BEY @ Mkt	0.141		0.220		0.101	0.048			0.150	0.191		0.168
# of Securities	6	0	32	0	11	7	0	0	4	29	0	89
Maturity Distribution:												
Par Amt Maty/Avg Life												
Less than 1 month	2,000	0	0	0	69,000	0	0	0	71,859	1,032,750	0	1,175,609
1 to 3 months	14,600	0	1,770	0	110,000	0	0	0	0	0	0	126,370
3 to 6 months	12,273	0	20,690	0	0	100	0	0	0	0	0	33,063
6 to 12 months	0	0	4,810	0	0	3,825	0	0	0	0	0	8,635
1 to 2 years	0	0	4,490	0	0	0	0	0	0	0	0	4,490
2 to 3 years	0	0	0	0	0	0	0	0	0	0	0	0
More than 3 years	0	0	0	0	0	0	0	0	0	0	0	0
Par Value Totals	28,873	0	31,760	0	179,000	3,925	0	0	71,859	1,032,750	0	1,348,167

SECTION III

CURRENT PORTFOLIO HOLDINGS

Book Value & Market Value Report



Run Date: 9/18/2020 4:48:42PM

As Of Date: 08/31/2020

HARRIS COUNTY

CUSIP	Item Agency-Fund	Security Title	Par/Face Amount	Coupon Rate	Maty Date	Bond Eq Y @ Cost	Book Value 08/31/2020	Book Value 07/31/2020	Market Value 08/31/2020	Market Value 07/31/2020	Purchase Date
C083120	10186/C-100	MMF - COGEN (TAX ACCT) (83,116,783.32	0.020	09/01/2020	0.020	83,116,783.32	0.00	83,116,783.32	0.00	08/31/2020
C083120	10198/C-100	DDA - CO GEN (TAX ACCT) (10,001,270.31	0.150	09/01/2020	0.150	10,001,270.31	0.00	10,001,270.31	0.00	08/31/2020
Fund	100 DDA-CNTYGEN		\$93,118,053.63	0.034		0.034	\$93,118,053.63	\$0.00	\$93,118,053.63	\$0.00	
A083120	10180/A-103	MMF - DA (CADENCE)	12,204,895.96	0.020	09/01/2020	0.020	12,204,895.96	0.00	12,204,895.96	0.00	08/31/2020
Fund	103 MMF-DA		\$12,204,895.96	0.020		0.020	\$12,204,895.96	\$0.00	\$12,204,895.96	\$0.00	
J083120	10181/J-104	MMF - SHERIFF (CADENCE)	10,402,607.21	0.020	09/01/2020	0.020	10,402,607.21	0.00	10,402,607.21	0.00	08/31/2020
Fund	104 MMF-SHERIFF		\$10,402,607.21	0.020		0.020	\$10,402,607.21	\$0.00	\$10,402,607.21	\$0.00	
C083120	10197/C-1005	DDA - COUNTY (CADENCE)	58,703,684.64	0.150	09/01/2020	0.150	58,703,684.64	0.00	58,703,684.64	0.00	08/31/2020
Fund	1005 COUNTY DDA		\$58,703,684.64	0.150		0.150	\$58,703,684.64	\$0.00	\$58,703,684.64	\$0.00	
C083120	10185/C-1006	MMF - COUNTY (CADENCE)	70,920,605.39	0.020	09/01/2020	0.020	70,920,605.39	0.00	70,920,605.39	0.00	08/31/2020
Fund	1006 MMF-COUNTY		\$70,920,605.39	0.020		0.020	\$70,920,605.39	\$0.00	\$70,920,605.39	\$0.00	
F083120	10182/F-1008	MMF - FLOOD (CADENCE)	7,843,832.21	0.020	09/01/2020	0.020	7,843,832.21	0.00	7,843,832.21	0.00	08/31/2020
Fund	1008 MMF- FLOOD		\$7,843,832.21	0.020		0.020	\$7,843,832.21	\$0.00	\$7,843,832.21	\$0.00	
	25991/R-1015	LOGIC - POOL	15,021,324.20	0.315	09/01/2020	0.315	15,021,324.20	15,017,301.59	15,021,324.20	15,017,301.59	05/18/2020
912796TY5	26064/R-1015	US TREASURY BILL	10,000,000.00	0.120	12/31/2020	0.122	9,995,966.67	9,994,933.33	9,996,000.00	9,995,400.00	07/28/2020
Fund	1015 HCTO AUTOMOBILE INVENTORY TAX		\$25,021,324.20	0.237		0.238	\$25,017,290.87	\$25,012,234.92	\$25,017,324.20	\$25,012,701.59	
	23100/C-1050	LONE STAR - POOL	86,313.00	0.278	09/01/2020	0.278	86,313.00	86,292.60	86,313.00	86,292.60	01/08/2014
	24414/C-1050	LOGIC - POOL	210,599.23	0.315	09/01/2020	0.315	210,599.23	210,542.82	210,599.23	210,542.82	04/27/2017
	25712/C-1050	LONE STAR (GOV) - POOL	167,174.51	0.117	09/01/2020	0.117	167,174.51	167,157.96	167,174.51	167,157.96	10/11/2019
89233GJ49	25770/C-1050	TMCC - DISC CP	10,000,000.00	1.820	09/04/2020	1.865	9,998,483.33	9,982,811.11	9,999,908.30	9,998,866.70	12/10/2019
63873JK25	25811/C-1050	NATX - DISC CP	10,000,000.00	1.790	10/02/2020	1.834	9,984,586.11	9,969,172.22	9,999,052.80	9,997,416.70	01/07/2020
9128285G1	25636/C-1050	US TREASURY NOTE	10,000,000.00	2.875	10/31/2020	1.721	10,018,615.43	10,028,233.40	10,044,900.00	10,066,600.00	09/09/2019
3135G0F73	25854/C-1050	FNMA NOTE	13,000,000.00	1.500	11/30/2020	1.630	12,995,881.86	12,994,493.73	13,044,850.00	13,058,890.00	12/06/2019
3133ELFJ8	25799/C-1050	FFCB NOTE	25,000,000.00	1.625	12/30/2020	1.640	24,998,760.42	24,998,447.92	25,123,750.00	25,153,500.00	12/30/2019
912828N89	25862/C-1050	US TREASURY NOTE	10,000,000.00	1.375	01/31/2021	1.540	9,993,223.51	9,991,841.46	10,049,200.00	10,060,900.00	01/29/2020
3133ELNT7	25921/C-1050	FFCB NOTE	10,000,000.00	1.500	02/24/2021	1.500	10,000,000.00	10,000,000.00	10,065,900.00	10,075,800.00	02/24/2020
912828576	25852/C-1050	US TREASURY NOTE	10,000,000.00	1.125	07/31/2021	1.521	9,964,352.46	9,961,033.92	10,086,700.00	10,098,400.00	01/27/2020
912828T34	25940/C-1050	US TREASURY NOTE	10,000,000.00	1.125	09/30/2021	0.412	10,076,543.07	10,082,565.50	10,103,900.00	10,114,800.00	03/16/2020
3133ELSN5	25943/C-1050	FFCB NOTE	14,000,000.00	0.700	03/11/2022	0.708	13,998,238.48	13,998,142.39	14,115,360.00	14,116,620.00	03/16/2020
Fund	1050 PUBLIC IMPROV CONTGCY 07		\$122,464,086.74	1.520		1.438	\$122,492,771.41	\$122,470,735.03	\$123,097,607.84	\$123,205,786.78	
	25988/C-1051	TX CLASS - POOL	130,197,063.95	0.318	09/01/2020	0.318	130,197,063.95	130,161,932.17	130,197,063.95	130,161,932.17	05/12/2020

Book Value & Market Value Report



Run Date: 9/18/2020 4:48:42PM

As Of Date: 08/31/2020

HARRIS COUNTY

CUSIP	Item Agency-Fund	Security Title	Par/Face Amount	Coupon Rate	Maty Date	Bond Eq Y @ Cost	Book Value 08/31/2020	Book Value 07/31/2020	Market Value 08/31/2020	Market Value 07/31/2020	Purchase Date
	25989/C-1051	LONE STAR - POOL	130,182,056.90	0.279	09/01/2020	0.279	130,182,056.90	130,151,265.86	130,182,056.90	130,151,265.86	05/12/2020
	25990/C-1051	LOGIC - POOL	135,210,391.81	0.315	09/01/2020	0.315	135,210,391.81	135,174,183.40	135,210,391.81	135,174,183.40	05/12/2020
Fund	1051	HC COVID-19 CARES ACT	\$395,589,512.66	0.304		0.304	\$395,589,512.66	\$395,487,381.43	\$395,589,512.66	\$395,487,381.43	
30229AM48	26046/X-2165	XON - DISC CP	1,500,000.00	1.400	12/04/2020	1.431	1,494,516.67	1,492,708.33	1,499,412.50	1,499,010.42	03/16/2020
Fund	2165	COMM.COURT ST.FORF.ASSETS CP59	\$1,500,000.00	1.400		1.431	\$1,494,516.67	\$1,492,708.33	\$1,499,412.50	\$1,499,010.42	
	23174/F-3320	LONE STAR - POOL	57,597.78	0.278	09/01/2020	0.278	57,597.78	57,584.16	57,597.78	57,584.16	03/04/2014
	25357/F-3320	TX CLASS - POOL	131,859.42	0.318	09/01/2020	0.318	131,859.42	133,323.73	131,859.42	133,323.73	03/26/2019
Fund	3320	FLD CONTROL TAX & REF 2004A	\$189,457.20	0.306		0.306	\$189,457.20	\$190,907.89	\$189,457.20	\$190,907.89	
	23175/F-3330	LONE STAR - POOL	376,335.17	0.279	09/01/2020	0.279	376,335.17	376,246.16	376,335.17	376,246.16	03/04/2014
	25598/F-3330	LONE STAR (GOV) - POOL	53,726.32	0.117	09/01/2020	0.117	53,726.32	53,721.00	53,726.32	53,721.00	08/21/2019
Fund	3330	FLOOD CONTROL IMP 2007	\$430,061.49	0.258		0.258	\$430,061.49	\$429,967.16	\$430,061.49	\$429,967.16	
	25355/C-3730	TX CLASS - POOL	290,670.18	0.318	09/01/2020	0.318	290,670.18	291,091.73	290,670.18	291,091.73	03/26/2019
Fund	3730	UNLMTD TAX ROAD & REF 2004B	\$290,670.18	0.318		0.318	\$290,670.18	\$291,091.73	\$290,670.18	\$291,091.73	
	23430/C-3740	LOGIC - POOL	1,969,884.21	0.315	09/01/2020	0.315	1,969,884.21	1,969,356.66	1,969,884.21	1,969,356.66	12/29/2014
	23680/C-3740	TX CLASS - POOL	3,291,005.50	0.318	09/01/2020	0.318	3,291,005.50	3,295,116.16	3,291,005.50	3,295,116.16	10/30/2015
	23681/C-3740	LONE STAR - POOL	905,143.58	0.279	09/01/2020	0.279	905,143.58	910,929.35	905,143.58	910,929.35	10/30/2015
Fund	3740	ROAD REF 06B	\$6,166,033.29	0.311		0.311	\$6,166,033.29	\$6,175,402.17	\$6,166,033.29	\$6,175,402.17	
B083120	10183/B-4001	MMF - TRA (CADENCE)	262,356,658.41	0.020	09/01/2020	0.020	262,356,658.41	0.00	262,356,658.41	0.00	08/31/2020
Fund	4001	MMF DDA-TLRD	\$262,356,658.41	0.020		0.020	\$262,356,658.41	\$0.00	\$262,356,658.41	\$0.00	
K083120	10178/K-4003	MMF - TRA TRUST INVESCO	4,162,045.18	0.050	09/01/2020	0.050	4,162,045.18	0.00	4,162,045.18	0.00	08/31/2020
Fund	4003	MMF-TLRDTRUST	\$4,162,045.18	0.050		0.050	\$4,162,045.18	\$0.00	\$4,162,045.18	\$0.00	
X083120	10187/X-4007	MMF - COMM CRT (CADENC	719,291.11	0.020	09/01/2020	0.020	719,291.11	0.00	719,291.11	0.00	08/31/2020
Fund	4007	MMF-COMCRT	\$719,291.11	0.020		0.020	\$719,291.11	\$0.00	\$719,291.11	\$0.00	
R083120	10184/R-4008	MMF - TAX A-C (CADENCE)	22,032,727.38	0.020	09/01/2020	0.020	22,032,727.38	0.00	22,032,727.38	0.00	08/31/2020
R083120	10196/R-4008	DDA - TAX A-C (CADENCE)	139,631,358.78	0.150	09/01/2020	0.150	139,631,358.78	0.00	139,631,358.78	0.00	08/31/2020
Fund	4008	DDA-TAX	\$161,664,086.16	0.132		0.132	\$161,664,086.16	\$0.00	\$161,664,086.16	\$0.00	
K083120	10179/K-4871	MMF - TRA TRUST DSR (BN'	57,579,051.57	0.050	09/01/2020	0.050	57,579,051.57	0.00	57,579,051.57	0.00	08/31/2020
Fund	4871	TRA TRUST DSR (BNYM)	\$57,579,051.57	0.050		0.050	\$57,579,051.57	\$0.00	\$57,579,051.57	\$0.00	
	23930/J-5060	LOGIC - POOL	3,742,534.90	0.315	09/01/2020	0.315	3,742,534.90	3,741,532.68	3,742,534.90	3,741,532.68	05/12/2016

Book Value & Market Value Report



Run Date: 9/18/2020 4:48:42PM

As Of Date: 08/31/2020

HARRIS COUNTY

CUSIP	Item Agency-Fund	Security Title	Par/Face Amount	Coupon Rate	Maty Date	Bond Eq Y @ Cost	Book Value 08/31/2020	Book Value 07/31/2020	Market Value 08/31/2020	Market Value 07/31/2020	Purchase Date
Fund	5060	SHERIFF COMMISSARY	\$3,742,534.90	0.315		0.315	\$3,742,534.90	\$3,741,532.68	\$3,742,534.90	\$3,741,532.68	
A083120	10192/A-5101	DDA - DA (CADENCE)	2,366,990.03	0.150	09/01/2020	0.150	2,366,990.03	0.00	2,366,990.03	0.00	08/31/2020
Fund	5101	DDA-DA	\$2,366,990.03	0.150		0.150	\$2,366,990.03	\$0.00	\$2,366,990.03	\$0.00	
J083120	10193/J-5102	DDA - SHERIFF (CADENCE)	2,953,175.27	0.150	09/01/2020	0.150	2,953,175.27	0.00	2,953,175.27	0.00	08/31/2020
Fund	5102	DDA-SHERIFF	\$2,953,175.27	0.150		0.150	\$2,953,175.27	\$0.00	\$2,953,175.27	\$0.00	
F083120	10194/F-5103	DDA - FLOOD (CADENCE)	7,988,841.44	0.150	09/01/2020	0.150	7,988,841.44	0.00	7,988,841.44	0.00	08/31/2020
Fund	5103	DDA-FLOOD	\$7,988,841.44	0.150		0.150	\$7,988,841.44	\$0.00	\$7,988,841.44	\$0.00	
B083120	10195/B-5104	DDA - TRA (CADENCE)	12,086,371.96	0.150	09/01/2020	0.150	12,086,371.96	0.00	12,086,371.96	0.00	08/31/2020
Fund	5104	DDA-TRA	\$12,086,371.96	0.150		0.150	\$12,086,371.96	\$0.00	\$12,086,371.96	\$0.00	
X083120	10199/X-5108	DDA - COMM CRT (CADENCI	750,095.29	0.150	09/01/2020	0.150	750,095.29	0.00	750,095.29	0.00	08/31/2020
Fund	5108	DDA-COMM CRT	\$750,095.29	0.150		0.150	\$750,095.29	\$0.00	\$750,095.29	\$0.00	
Z083120	10202/Z-5111	DDA - CONST (CADENCE)	2,878,669.90	0.150	09/01/2020	0.150	2,878,669.90	0.00	2,878,669.90	0.00	08/31/2020
Fund	5111	DDA-CONST	\$2,878,669.90	0.150		0.150	\$2,878,669.90	\$0.00	\$2,878,669.90	\$0.00	
	25356/B-5160	TX CLASS - POOL	1,060,105.49	0.318	09/01/2020	0.318	1,060,105.49	1,099,810.78	1,060,105.49	1,099,810.78	03/26/2019
	25626/B-5160	TX CLASS (GOV) - POOL	22,345.36	0.189	09/01/2020	0.189	22,345.36	22,341.77	22,345.36	22,341.77	08/22/2019
Fund	5160	TRA REV & REF 02 CONST	\$1,082,450.85	0.315		0.315	\$1,082,450.85	\$1,122,152.55	\$1,082,450.85	\$1,122,152.55	
677522MR2	24346/K-5170	ST OF OHIO GO - TX EXEMF	1,340,000.00	2.000	09/01/2020	1.400	1,340,000.00	1,340,651.47	1,340,000.00	1,341,822.40	03/17/2017
587839YC9	24753/K-5170	MERCER CO NJ TAX-EXEMP	30,000.00	2.000	02/01/2021	1.590	30,049.83	30,059.79	30,181.80	30,258.90	02/09/2018
679506MX0	25428/K-5170	OLD BRIDGE TWP NJ GO	450,000.00	2.000	04/01/2021	1.601	451,028.11	451,174.98	454,441.50	455,062.50	04/16/2019
79152QAH5	25581/K-5170	ST LOUIS MO LIBRARY DIST	140,000.00	2.000	04/01/2021	1.161	140,676.64	140,773.30	141,184.40	141,400.00	07/24/2019
899576GT3	25464/K-5170	TULSA ISD #4 OK	1,800,000.00	2.000	06/01/2021	1.676	1,804,224.89	1,804,694.32	1,821,888.00	1,824,678.00	06/17/2019
103637HL1	25645/K-5170	BOZEMAN MT UT GO	790,000.00	2.000	07/01/2021	1.081	795,978.44	796,576.29	802,094.90	803,264.10	09/18/2019
779240KW9	24134/K-5170	ROUND RK TX ISD TX EXMP	833,000.00	3.000	08/01/2021	1.190	846,397.07	847,614.98	854,516.39	856,740.50	11/02/2016
521841BV7	25083/K-5170	LEANDER TX ISD GO UNLTE	210,000.00	0.000	08/15/2021	2.400	205,370.68	204,966.97	209,363.70	209,346.90	10/16/2018
4897823V2	25634/K-5170	KENOSHA CITY WI UT GO	335,000.00	2.000	09/01/2021	1.160	337,773.29	338,004.40	340,758.65	341,485.60	09/10/2019
852634FZ2	25434/K-5170	STAMFORD CT GO	200,000.00	2.000	02/01/2022C	1.695	200,384.19	200,461.02	201,530.00	201,880.00	04/16/2019
705227EK8	24062/K-5170	PECOS BARSTOW TXISD	1,390,000.00	2.000	02/15/2022	1.181	1,406,005.05	1,406,921.37	1,425,792.50	1,426,431.90	10/05/2016
899525UB3	25892/K-5170	TULSA OK ISD #1 UT GO	275,000.00	2.000	03/01/2022	0.948	279,279.92	279,517.70	281,682.50	282,183.00	03/17/2020
355188GQ0	25436/K-5170	FRANKLIN WI SCH DIST GO	940,000.00	2.500	04/01/2022C	1.849	945,219.20	945,964.80	952,417.40	954,259.80	04/16/2019
121638EZ9	25472/K-5170	BURLINGTON CO NJ GO	20,000.00	2.000	05/01/2022	1.627	20,119.89	20,125.88	20,506.60	20,506.60	05/10/2019
646127EV8	25788/K-5170	NEW JERSEY ST HSG & MTC	2,000,000.00	1.350	12/01/2022	1.350	2,000,000.00	2,000,000.00	2,040,920.00	2,047,220.00	12/20/2019

Book Value & Market Value Report



Run Date: 9/18/2020 4:48:42PM

As Of Date: 08/31/2020

HARRIS COUNTY

CUSIP	Item Agency-Fund	Security Title	Par/Face Amount	Coupon Rate	Maty Date	Bond Eq Y @ Cost	Book Value 08/31/2020	Book Value 07/31/2020	Market Value 08/31/2020	Market Value 07/31/2020	Purchase Date
Fund	5170	TRA REV REF 04A DS RESERVE	\$10,753,000.00	1.961		1.421	\$10,802,507.20	\$10,807,507.27	\$10,917,278.34	\$10,936,540.20	
937785RT2	25197/K-5220	WASHINGTON COUNTY MN	400,000.00	2.000	02/01/2021	1.947	400,085.71	400,102.86	400,600.00	400,536.00	12/18/2018
088365JL6	25844/K-5220	BEXAR CO HOSP DIST TX C	1,500,000.00	3.000	02/15/2021	0.971	1,513,769.07	1,516,287.80	1,517,985.00	1,521,225.00	02/20/2020
604115CU7	24060/K-5220	MINNESOTA PUB FACS REV	4,000,000.00	3.000	03/01/2021	1.022	4,038,578.56	4,045,008.32	4,055,760.00	4,066,320.00	10/05/2016
79152QAH5	25580/K-5220	ST LOUIS MO LIBRARY DIST	115,000.00	2.000	04/01/2021	1.161	115,555.81	115,635.21	115,972.90	116,150.00	07/24/2019
015752HV3	25080/K-5220	ALGONAC MI COMNTY SCHS	415,000.00	2.000	05/01/2021	2.311	414,169.46	414,065.64	419,946.80	419,693.65	10/16/2018
852634FZ2	25435/K-5220	STAMFORD CT GO	2,150,000.00	2.000	02/01/2022C	1.695	2,154,130.00	2,154,956.00	2,166,447.50	2,170,210.00	04/16/2019
574204XL2	25433/K-5220	MARYLAND ST DEPT OF TR	2,000,000.00	2.000	02/15/2022C	1.693	2,004,200.79	2,004,969.23	2,017,320.00	2,020,900.00	04/16/2019
121638EZ9	25476/K-5220	BURLINGTON CO NJ GO	400,000.00	2.000	05/01/2022	1.627	402,397.76	402,517.65	410,132.00	410,132.00	05/10/2019
092059UR3	25784/K-5220	BLACK HAWK CO IA UT GO	1,315,000.00	2.000	06/01/2022	1.311	1,330,566.24	1,331,307.49	1,354,765.60	1,356,238.40	12/17/2019
779240KY5	24132/K-5220	ROUND RK TX ISD TX EXMP	700,000.00	3.000	08/01/2023	1.370	731,678.53	732,583.63	756,588.00	759,136.00	11/02/2016
882806CQ3	22309/K-5220	TEXAS ST TECH UNIV REV E	1,000,000.00	4.440	08/15/2031C	4.440	1,000,000.00	1,000,000.00	1,040,220.00	1,043,650.00	02/14/2012
442435K77	22269/K-5220	HOUSTON TX UTILITY SYS I	570,000.00	5.000	11/15/2033C	4.504	574,749.92	575,078.25	603,014.40	605,744.70	12/06/2011
Fund	5220	TRA REV REF 05A DS RES	\$14,565,000.00	2.711		1.702	\$14,679,881.85	\$14,692,512.08	\$14,858,752.20	\$14,889,935.75	
937785RT2	25194/K-5260	WASHINGTON COUNTY MN	200,000.00	2.000	02/01/2021	1.947	200,042.86	200,051.43	200,300.00	200,268.00	12/18/2018
574204XL2	25432/K-5260	MARYLAND ST DEPT OF TR	1,870,000.00	2.000	02/15/2022C	1.693	1,873,927.74	1,874,646.23	1,886,194.20	1,889,541.50	04/16/2019
043519VB0	25431/K-5260	ASCENSION PARISH LA SCH	1,525,000.00	2.000	03/01/2022	1.530	1,535,470.78	1,536,052.49	1,561,264.50	1,568,127.00	04/16/2019
642305TT3	25466/K-5260	NEW BERLIN SCH DIST WI	300,000.00	2.000	03/01/2022	1.650	301,530.36	301,615.38	306,969.00	307,707.00	05/09/2019
899525UB3	25895/K-5260	TULSA ISD #1 OK UT GO	125,000.00	2.000	03/01/2022	0.948	126,945.42	127,053.50	128,037.50	128,265.00	03/17/2020
121638EZ9	25475/K-5260	BURLINGTON CO NJ GO	350,000.00	2.000	05/01/2022	1.627	352,098.04	352,202.94	358,865.50	358,865.50	05/10/2019
779240KY5	24133/K-5260	ROUND RK TX ISD TX EXMP	268,000.00	3.000	08/01/2023	1.370	280,128.35	280,474.88	289,665.12	290,640.64	11/02/2016
Fund	5260	TRA REV 06A DS RES	\$4,638,000.00	2.058		1.604	\$4,670,143.55	\$4,672,096.85	\$4,731,295.82	\$4,743,414.64	
57582P5T3	24756/K-5290	MASSACHUSETTS ST GREEN	1,000,000.00	2.000	09/01/2020	1.550	1,000,000.00	1,000,366.05	1,000,000.00	1,001,450.00	02/09/2018
587839YC9	24755/K-5290	MERCER CO NJ TAX-EXEMP	295,000.00	2.000	02/01/2021	1.590	295,489.97	295,587.96	296,787.70	297,545.85	02/09/2018
033162CC0	25657/K-5290	ANCHORAGE AK UT GO	885,000.00	3.000	04/01/2021	1.180	894,285.62	895,612.13	898,841.40	900,337.05	10/01/2019
679506MX0	25427/K-5290	OLD BRIDGE TWP NJ GO	305,000.00	2.000	04/01/2021	1.601	305,696.83	305,796.37	308,010.35	308,431.25	04/16/2019
79152QAH5	25583/K-5290	ST LOUIS MO LIBRARY DIST	580,000.00	2.000	04/01/2021	1.150	582,803.21	583,203.66	584,906.80	585,800.00	07/24/2019
779240KW9	24135/K-5290	ROUND RK TX ISD TX EXMP	167,000.00	3.000	08/01/2021	1.190	169,685.85	169,930.01	171,313.61	171,759.50	11/02/2016
447819GF4	25633/K-5290	HURST EULESS ISD TX UT C	350,000.00	2.500	08/15/2021	1.125	354,534.03	354,929.44	357,913.50	358,554.00	09/09/2019
521841BV7	25084/K-5290	LEANDER TX ISD GO UNLTC	275,000.00	0.000	08/15/2021	2.400	268,937.80	268,409.12	274,166.75	274,144.75	10/16/2018
208399K95	25196/K-5290	CITY OF CONROE TX GO LT	300,000.00	2.000	11/15/2021	2.000	300,000.00	300,000.00	306,171.00	307,104.00	12/19/2018
397040WP7	25618/K-5290	GREENWOOD AR SCH DIST	275,000.00	2.000	12/01/2021	1.171	277,806.64	277,993.75	280,139.75	281,333.25	09/05/2019
899525UB3	25894/K-5290	TULSA ISD #1 OK UT GO	100,000.00	2.000	03/01/2022	0.948	101,556.34	101,642.80	102,430.00	102,612.00	03/17/2020
462611LM4	25619/K-5290	IOWA ST WESTERN COMM I	835,000.00	1.250	06/01/2022C	1.154	835,925.38	836,028.20	841,012.00	841,746.80	08/30/2019
103637HM9	25644/K-5290	BOZEMAN MT UT GO	510,000.00	2.000	07/01/2022	1.091	518,352.92	518,732.59	526,937.10	527,895.90	09/18/2019
779240KX7	24129/K-5290	ROUND RK TX ISD TX EXMP	127,000.00	3.000	08/01/2022	1.270	131,048.18	131,224.18	133,803.39	134,209.79	11/02/2016

Book Value & Market Value Report



Run Date: 9/18/2020 4:48:42PM

As Of Date: 08/31/2020

HARRIS COUNTY

CUSIP	Item Agency-Fund	Security Title	Par/Face Amount	Coupon Rate	Maty Date	Bond Eq Y @ Cost	Book Value 08/31/2020	Book Value 07/31/2020	Market Value 08/31/2020	Market Value 07/31/2020	Purchase Date
646127EU0	25790/K-5290	NEW JERSEY ST HSG & MTC	900,000.00	1.350	12/01/2022C	1.350	900,000.00	900,000.00	911,484.00	912,564.00	12/20/2019
779240KY5	24131/K-5290	ROUND RK TX ISD TX EXMP	32,000.00	3.000	08/01/2023	1.370	33,448.16	33,489.54	34,586.88	34,703.36	11/02/2016
199492QP7	24063/K-5290	CTY COLUMBUS OH GO UNL	6,385,000.00	3.000	08/15/2023	1.244	6,701,578.12	6,710,504.20	6,914,508.05	6,929,129.70	10/05/2016
121265CT7	21645/K-5290	BURIEN WASH BAB TAXABL	1,160,000.00	5.125	12/01/2025C	5.125	1,160,000.00	1,160,000.00	1,162,911.60	1,162,598.40	09/01/2010
92812QV38	22270/K-5290	VIRGINIA ST HSG DEV AUTI	1,375,000.00	5.251	01/01/2039C	5.251	1,375,000.00	1,375,000.00	1,423,908.75	1,428,666.25	12/08/2011
Fund	5290 TRA REV REF 2008B D/S RES		\$15,856,000.00	2.890		1.926	\$16,206,149.05	\$16,218,450.00	\$16,529,832.63	\$16,560,585.85	
	23233/B-5300	TX CLASS - POOL	1,442,294.61	0.319	09/01/2020	0.319	1,442,294.61	1,591,881.93	1,442,294.61	1,591,881.93	04/16/2014
	23530/B-5300	LOGIC - POOL	2,369,305.53	0.315	09/01/2020	0.315	2,369,305.53	2,368,671.04	2,369,305.53	2,368,671.04	03/27/2015
	23009/B-5300	LONE STAR - POOL	1,853,284.67	0.279	09/01/2020	0.279	1,853,284.67	1,852,846.33	1,853,284.67	1,852,846.33	09/16/2013
Fund	5300 TRA REV REF 2008B CONST		\$5,664,884.81	0.304		0.304	\$5,664,884.81	\$5,813,399.30	\$5,664,884.81	\$5,813,399.30	
	25354/B-5410	LOGIC - POOL	494,754.45	0.315	09/01/2020	0.315	494,754.45	494,621.98	494,754.45	494,621.98	03/26/2019
Fund	5410 TRA REV 09A CONST		\$494,754.45	0.315		0.315	\$494,754.45	\$494,621.98	\$494,754.45	\$494,621.98	
4897823U4	25616/K-5420	KENOSHA CITY WI UT GO	250,000.00	2.000	09/01/2020	1.020	250,000.00	250,202.56	250,000.00	250,340.00	09/10/2019
033896KX8	25118/K-5420	ANDERSON IN SCH BLDG RI	550,000.00	3.000	01/15/2021	2.250	551,488.26	551,821.46	555,610.00	556,809.00	11/20/2018
587839YC9	24754/K-5420	MERCER CO NJ TAX-EXEMP	40,000.00	2.000	02/01/2021	1.590	40,066.44	40,079.72	40,242.40	40,345.20	02/09/2018
79152QAHS	25582/K-5420	ST LOUIS MO LIBRARY DIST	305,000.00	2.000	04/01/2021	1.161	306,474.10	306,684.69	307,580.30	308,050.00	07/24/2019
236092EA6	25639/K-5420	DANE CO WI UT GO	320,000.00	2.000	06/01/2021	1.200	321,893.39	322,103.76	324,201.60	324,838.40	09/25/2019
246381HM2	24061/K-5420	ST OF DELAWARE GO UNLT	2,620,000.00	3.000	07/01/2021	1.010	2,662,326.98	2,666,559.67	2,681,727.20	2,688,748.80	10/05/2016
397040WP7	25617/K-5420	GREENWOOD AR SCH DIST	300,000.00	2.000	12/01/2021	1.171	303,061.79	303,265.91	305,607.00	306,909.00	09/05/2019
937785RU9	25430/K-5420	WASHINGTON CO MN GO	545,000.00	2.125	02/01/2022C	1.953	545,035.34	545,084.30	545,904.70	545,817.50	04/16/2019
899525UB3	25896/K-5420	TULSA ISD #1 OK UT GO	265,000.00	2.000	03/01/2022	0.948	269,124.29	269,353.42	271,439.50	271,921.80	03/17/2020
121638EZ9	25473/K-5420	BURLINGTON CO NJ GO	25,000.00	2.000	05/01/2022	1.627	25,149.86	25,157.35	25,633.25	25,633.25	05/10/2019
462308L54	25471/K-5420	IOWA CITY IA GO	500,000.00	2.000	06/01/2022	1.640	503,059.33	503,205.01	515,200.00	516,225.00	06/04/2019
779240KX7	24130/K-5420	ROUND RK TX ISD TX EXMP	836,000.00	3.000	08/01/2022	1.270	862,647.83	863,806.43	880,784.52	883,459.72	11/02/2016
646127EU0	25789/K-5420	NEW JERSEY ST HSG & MTC	100,000.00	1.350	12/01/2022C	1.350	100,000.00	100,000.00	101,276.00	101,396.00	12/20/2019
235219CB6	21746/K-5420	DALLAS TEX REF GO BOND	1,000,000.00	4.660	02/15/2024C	4.660	1,000,000.00	1,000,000.00	1,003,140.00	1,002,720.00	11/18/2010
662903MD2	21773/K-5420	NORTH TEX MUN WTR DIST	1,200,000.00	4.870	09/01/2024C	4.870	1,200,000.00	1,200,000.00	1,200,144.00	1,204,092.00	11/30/2010
833085J53	21668/K-5420	SNOHOMISH CNTY WASH B	2,760,000.00	4.712	12/01/2025C	4.712	2,760,000.00	2,760,000.00	2,790,718.80	2,799,109.20	09/29/2010
395460W20	21732/K-5420	GREENSBORO NC BUILD AM	2,000,000.00	4.708	10/01/2027C	4.708	2,000,000.00	2,000,000.00	2,007,100.00	2,014,340.00	11/02/2010
24916PFHS	21676/K-5420	DENVER CO BAB	3,540,000.00	4.650	12/15/2028C	4.650	3,540,000.00	3,540,000.00	3,584,851.80	3,595,790.40	10/07/2010
795685DU7	21733/K-5420	SALT LAKE CNTY UTAH SALI	1,630,000.00	4.750	11/01/2029C	4.800	1,625,118.59	1,625,074.21	1,675,542.20	1,680,807.10	11/09/2010
Fund	5420 TRA 09A DS RES		\$18,786,000.00	3.963		3.507	\$18,865,446.20	\$18,872,398.49	\$19,066,703.27	\$19,117,352.37	
	23028/B-5850	LONE STAR - POOL	906,141.53	0.279	09/01/2020	0.279	906,141.53	905,927.21	906,141.53	905,927.21	09/19/2013
	23173/B-5850	LOGIC - POOL	1,209,895.41	0.315	09/01/2020	0.315	1,209,895.41	1,209,571.41	1,209,895.41	1,209,571.41	02/26/2014
	23235/B-5850	TX CLASS - POOL	1,460,030.65	0.318	09/01/2020	0.318	1,460,030.65	1,459,636.70	1,460,030.65	1,459,636.70	04/16/2014

Book Value & Market Value Report



Run Date: 9/18/2020 4:48:42PM

As Of Date: 08/31/2020

HARRIS COUNTY

CUSIP	Item Agency-Fund	Security Title	Par/Face Amount	Coupon Rate	Maty Date	Bond Eq Y @ Cost	Book Value 08/31/2020	Book Value 07/31/2020	Market Value 08/31/2020	Market Value 07/31/2020	Purchase Date
	25596/B-5850	LONE STAR (GOV) - POOL	1,921,751.89	0.117	09/01/2020	0.117	1,921,751.89	1,921,561.65	1,921,751.89	1,921,561.65	08/21/2019
Fund	5850 TRA SR LN REV 2009C CONST		\$5,497,819.48	0.240		0.240	\$5,497,819.48	\$5,496,696.97	\$5,497,819.48	\$5,496,696.97	
	764771BS9	25088/K-5852 RICHMOND IN CMNTY SCHS	570,000.00	3.000	01/15/2021	2.199	571,645.92	572,014.41	575,375.10	576,708.90	11/01/2018
	960906DX0	25568/K-5852 WESTONKA MN ISD #277 U	1,460,000.00	2.000	02/01/2021	1.170	1,464,986.58	1,465,983.90	1,470,220.00	1,473,169.20	07/15/2019
	79152QAH5	25579/K-5852 ST LOUIS MO LIBRARY DIST	460,000.00	2.000	04/01/2021	1.161	462,223.23	462,540.84	463,891.60	464,600.00	07/24/2019
	658909QA7	25566/K-5852 NORTH DAKOTA ST HSG FII	600,000.00	2.250	07/01/2021	1.200	605,170.54	605,687.59	608,382.00	609,540.00	07/15/2019
	279533UW1	25586/K-5852 EDEN PRAIRIE MN ISD #27	1,225,000.00	2.000	02/01/2022C	1.473	1,229,335.97	1,230,203.17	1,233,624.00	1,236,110.75	07/15/2019
	899525UB3	25891/K-5852 TULSA OK ISD #1 UT GO	400,000.00	2.000	03/01/2022	0.948	406,225.34	406,571.19	409,720.00	410,448.00	03/17/2020
	355188GQ0	25437/K-5852 FRANKLIN WI SCH DIST GO	690,000.00	2.500	04/01/2022C	1.849	693,831.11	694,378.42	699,114.90	700,467.30	04/16/2019
	543145GP5	25567/K-5852 LONGPORT NJ UT GO	360,000.00	2.000	07/15/2022	1.330	364,411.43	364,607.79	371,232.00	372,002.40	07/23/2019
	779240KX7	24128/K-5852 ROUND RK TX ISD TX EXMP	412,000.00	3.000	08/01/2022	1.270	425,132.66	425,703.65	434,070.84	435,389.24	11/02/2016
	208423AP8	22176/K-5852 CONROE TEX INDL DEV REV	1,865,000.00	4.000	09/01/2025C	4.100	1,857,930.17	1,857,812.34	1,865,000.00	1,870,389.85	09/22/2011
	208423AQ6	22180/K-5852 CONROE TEX INDL DEV REV	400,000.00	4.000	09/01/2026C	4.204	396,385.95	396,335.75	400,000.00	401,156.00	09/22/2011
	208423AR4	22177/K-5852 CONROE TEX INDL DEV REV	1,040,000.00	4.125	09/01/2027C	4.300	1,030,834.73	1,030,725.62	1,040,000.00	1,043,099.20	09/22/2011
	208423AS2	22178/K-5852 CONROE TEX INDL DEV REV	1,085,000.00	4.250	09/01/2028C	4.400	1,075,875.11	1,075,780.06	1,085,000.00	1,088,341.80	09/22/2011
	208423AU7	22179/K-5852 CONROE TEX INDL DEV REV	1,055,000.00	4.375	09/01/2030C	4.600	1,039,248.80	1,039,117.54	1,055,000.00	1,058,344.35	09/22/2011
	052396J90	22196/K-5852 AUSTIN TX REV 11A	2,000,000.00	4.000	09/01/2031C	4.100	1,985,026.37	1,984,912.93	2,074,700.00	2,081,440.00	10/04/2011
	442435K77	22268/K-5852 HOUSTON TX UTILITY SYS I	1,530,000.00	5.000	11/15/2033C	4.504	1,542,749.78	1,543,631.10	1,618,617.60	1,625,946.30	12/06/2011
Fund	5852 TRA SL REV 09C DS RES		\$15,152,000.00	3.436		3.115	\$15,151,013.69	\$15,156,006.30	\$15,403,948.04	\$15,447,153.29	
	25605/B-5900	TX CLASS (GOV) - POOL	9,169,943.34	0.189	09/01/2020	0.189	9,169,943.34	9,168,470.98	9,169,943.34	9,168,470.98	08/23/2019
	25714/B-5900	LONE STAR (GOV) - POOL	9,074,421.92	0.117	09/01/2020	0.117	9,074,421.92	9,073,523.62	9,074,421.92	9,073,523.62	10/16/2019
	25987/B-5900	TX CLASS - POOL	15,029,296.73	0.318	09/01/2020	0.318	15,029,296.73	15,025,241.28	15,029,296.73	15,025,241.28	05/05/2020
	89233GJ49	25775/B-5900 TMCC - DISC CP	15,000,000.00	1.820	09/04/2020	1.865	14,997,725.00	14,974,216.67	14,999,862.45	14,998,300.05	12/10/2019
	2354167C2	25193/B-5900 CITY OF DALLAS TX WATER	2,285,000.00	2.210	10/01/2020	2.850	2,283,817.41	2,282,634.81	2,287,079.35	2,289,113.00	12/17/2018
	89233GKF2	25934/B-5900 TMCC - DISC CP	15,000,000.00	1.180	10/15/2020	1.204	14,978,366.67	14,963,125.00	14,997,983.40	14,995,312.50	03/13/2020
	9127963J6	26069/B-5900 US TREASURY BILL	8,000,000.00	0.106	12/10/2020	0.108	7,997,637.77	7,996,905.48	7,997,840.00	7,997,280.00	07/30/2020
	3130AHVD2	25819/B-5900 FHLB NOTE	9,000,000.00	1.500	01/13/2021	1.575	8,997,553.94	8,996,998.02	9,045,720.00	9,056,700.00	01/13/2020
	882806FL1	25186/B-5900 TEXAS TECH UNIV REV BON	3,380,000.00	2.299	02/15/2021	2.900	3,371,078.36	3,369,446.35	3,408,459.60	3,412,921.20	12/14/2018
	3133ELNT7	25920/B-5900 FFCB NOTE	10,000,000.00	1.500	02/24/2021	1.500	10,000,000.00	10,000,000.00	10,065,900.00	10,075,800.00	02/24/2020
	6500356Y9	25150/B-5900 NEW YORK STATE REVENUE	10,000,000.00	2.380	03/15/2021	3.002	9,967,775.87	9,962,792.76	10,112,900.00	10,112,400.00	11/26/2018
	64990FJN5	25187/B-5900 NEW YORK ST DORM REV B	1,500,000.00	3.100	03/15/2021	3.100	1,500,000.00	1,500,000.00	1,522,710.00	1,523,475.00	12/21/2018
Fund	5900 TR SL REV & REF SER 2018A CONSTR		\$107,438,661.99	1.147		1.253	\$107,367,617.01	\$107,313,354.97	\$107,712,116.79	\$107,728,537.63	
	25603/Y-5912	TX CLASS (GOV) - POOL	661,366.44	0.189	09/01/2020	0.189	661,366.44	661,260.23	661,366.44	661,260.23	08/23/2019
Fund	5912 METRO STREET IMPROV		\$661,366.44	0.189		0.189	\$661,366.44	\$661,260.23	\$661,366.44	\$661,260.23	
	24224/Y-5913	LOGIC - POOL	5,427,437.89	0.315	09/01/2020	0.315	5,427,437.89	5,425,984.47	5,427,437.89	5,425,984.47	12/30/2016

Book Value & Market Value Report



Run Date: 9/18/2020 4:48:42PM

As Of Date: 08/31/2020

HARRIS COUNTY

CUSIP	Item Agency-Fund	Security Title	Par/Face Amount	Coupon Rate	Maty Date	Bond Eq Y @ Cost	Book Value 08/31/2020	Book Value 07/31/2020	Market Value 08/31/2020	Market Value 07/31/2020	Purchase Date
	24225/Y-5913	LONE STAR - POOL	5,629,674.21	0.279	09/01/2020	0.279	5,629,674.21	5,628,342.66	5,629,674.21	5,628,342.66	12/30/2016
	24792/Y-5913	TX CLASS - POOL	7,352,470.89	0.318	09/01/2020	0.318	7,352,470.89	7,350,486.91	7,352,470.89	7,350,486.91	02/23/2018
89233GJ49	25771/Y-5913	TMCC - DISC CP	17,000,000.00	1.820	09/04/2020	1.865	16,997,421.67	16,970,778.89	16,999,844.11	16,998,073.39	12/10/2019
9127964A4	26026/Y-5913	US TREASURY BILL	5,000,000.00	0.156	09/29/2020	0.159	4,999,392.17	4,998,719.21	4,999,650.00	4,999,200.00	06/05/2020
89233GKE5	26014/Y-5913	TMCC - DISC CP	2,000,000.00	0.320	10/14/2020	0.325	1,999,235.55	1,998,684.44	1,999,737.22	1,999,383.34	06/03/2020
9127962T5	26051/Y-5913	US TREASURY BILL	6,000,000.00	0.148	10/29/2020	0.150	5,998,572.23	5,997,809.12	5,999,040.00	5,998,560.00	07/01/2020
89233GKW5	26017/Y-5913	TMCC - DISC CP	2,000,000.00	0.330	10/30/2020	0.335	1,998,918.34	1,998,350.00	1,999,639.44	1,999,100.00	06/03/2020
89233GLC8	26019/Y-5913	TMCC - DISC CP	2,000,000.00	0.340	11/12/2020	0.345	1,998,640.00	1,998,054.45	1,999,520.00	1,998,970.00	06/04/2020
3135G0F73	25853/Y-5913	FNMA NOTE	15,000,000.00	1.500	11/30/2020	1.630	14,995,248.31	14,993,646.61	15,051,750.00	15,067,950.00	12/06/2019
912796TY5	26021/Y-5913	US TREASURY BILL	2,000,000.00	0.161	12/31/2020	0.164	1,998,915.03	1,998,637.07	1,999,200.00	1,999,080.00	06/04/2020
3130AHVD2	25818/Y-5913	FHLB NOTE	10,000,000.00	1.500	01/13/2021	1.575	9,997,282.16	9,996,664.47	10,050,800.00	10,063,000.00	01/13/2020
9127962Y4	26008/Y-5913	US TREASURY BILL	5,000,000.00	0.169	05/20/2021	0.171	4,993,881.00	4,993,154.22	4,996,500.00	4,995,650.00	05/29/2020
912828T34	25939/Y-5913	US TREASURY NOTE	15,000,000.00	1.125	09/30/2021	0.412	15,114,814.61	15,123,848.25	15,155,850.00	15,172,200.00	03/16/2020
3133ELSN5	25945/Y-5913	FFCB NOTE	10,000,000.00	0.700	03/11/2022	0.708	9,998,741.77	9,998,673.14	10,082,400.00	10,083,300.00	03/16/2020
Fund	5913 METRO GENERAL MOBIL PROGRAM		\$109,409,582.99	0.939		0.874	\$109,500,645.83	\$109,471,833.91	\$109,743,513.76	\$109,779,280.77	
	23895/C-8349	TX CLASS - POOL	10,824,195.43	0.318	09/01/2020	0.318	10,824,195.43	10,821,274.66	10,824,195.43	10,821,274.66	04/06/2016
	24041/C-8349	LOGIC - POOL	5,614,953.41	0.315	09/01/2020	0.315	5,614,953.41	5,613,449.77	5,614,953.41	5,613,449.77	08/31/2016
89233GKW5	26016/C-8349	TMCC - DISC CP	2,000,000.00	0.330	10/30/2020	0.335	1,998,918.34	1,998,350.00	1,999,639.44	1,999,100.00	06/03/2020
89233GLW4	26020/C-8349	TMCC - DISC CP	2,000,000.00	0.350	11/30/2020	0.355	1,998,250.00	1,997,647.22	1,999,250.00	1,998,722.78	06/04/2020
912796TY5	26022/C-8349	US TREASURY BILL	2,000,000.00	0.161	12/31/2020	0.164	1,998,915.03	1,998,637.07	1,999,200.00	1,999,080.00	06/04/2020
912796UC1	26023/C-8349	US TREASURY BILL	2,000,000.00	0.160	01/28/2021	0.162	1,998,675.55	1,998,400.00	1,999,100.00	1,998,960.00	06/04/2020
912828T34	25942/C-8349	US TREASURY NOTE	5,000,000.00	1.125	09/30/2021	0.412	5,038,271.54	5,041,282.75	5,051,950.00	5,057,400.00	03/16/2020
3133ELSN5	25946/C-8349	FFCB NOTE	4,720,000.00	0.700	03/11/2022	0.708	4,719,406.12	4,719,373.72	4,758,892.80	4,759,317.60	03/16/2020
Fund	8349 WORKMEN COMP		\$34,159,148.84	0.473		0.370	\$34,191,585.42	\$34,188,415.19	\$34,247,181.08	\$34,247,304.81	
	23129/B-8573	LOGIC - POOL	61,364,520.00	0.315	09/01/2020	0.315	61,364,520.00	61,348,086.78	61,364,520.00	61,348,086.78	01/23/2014
	23248/B-8573	TX CLASS - POOL	57,420,985.75	0.318	09/01/2020	0.318	57,420,985.75	57,405,491.54	57,420,985.75	57,405,491.54	05/19/2014
	23011/B-8573	LONE STAR - POOL	22,880,010.34	0.279	09/01/2020	0.279	22,880,010.34	22,874,598.69	22,880,010.34	22,874,598.69	09/16/2013
912828V1	25690/B-8573	US TREASURY NOTE	50,000,000.00	1.375	09/15/2020	1.772	49,992,500.00	49,975,892.86	50,024,000.00	50,074,000.00	10/01/2019
882724GR2	25028/B-8573	STATE OF TEXAS GO BOND	2,595,000.00	2.777	10/01/2020	2.777	2,595,000.00	2,595,000.00	2,600,838.75	2,605,795.20	09/11/2018
912828L99	25709/B-8573	US TREASURY NOTE	50,000,000.00	1.375	10/31/2020	1.611	49,980,873.54	49,970,991.54	50,102,500.00	50,151,500.00	10/11/2019
914072D91	25106/B-8573	UNIV OF ARKANSAS REV BC	150,000.00	1.920	11/01/2020C	2.997	149,740.60	149,610.89	150,381.00	150,531.00	10/29/2018
249174WW9	25206/B-8573	DENVER CITY & COUNTY SC	7,160,000.00	2.438	12/01/2020	2.815	7,153,463.94	7,151,285.26	7,197,160.40	7,208,759.60	12/21/2018
313384S67	25785/B-8573	FHLB - DISC NOTE	50,000,000.00	1.500	12/09/2020	1.538	49,793,750.00	49,729,166.67	49,985,000.00	49,982,000.00	12/16/2019
3133ELFJ8	25800/B-8573	FFCB NOTE	50,000,000.00	1.625	12/30/2020	1.640	49,997,520.83	49,996,895.83	50,247,500.00	50,307,000.00	12/30/2019
190760HC5	25202/B-8573	COBB-MARIETTA COLISEUM	1,435,000.00	2.450	01/01/2021	2.800	1,433,381.65	1,432,977.06	1,445,073.70	1,447,455.80	12/20/2018
358776DG4	25201/B-8573	CITY OF FRISCO TX GO LTC	1,955,000.00	2.400	02/15/2021	2.800	1,951,557.99	1,950,928.35	1,969,799.35	1,971,813.00	12/20/2018
912796XE4	26024/B-8573	US TREASURY BILL	10,000,000.00	0.175	02/25/2021	0.178	9,991,395.83	9,989,888.89	9,993,900.00	9,993,700.00	06/04/2020

Book Value & Market Value Report



Run Date: 9/18/2020 4:48:42PM

As Of Date: 08/31/2020

HARRIS COUNTY

CUSIP	Item Agency-Fund	Security Title	Par/Face Amount	Coupon Rate	Maty Date	Bond Eq Y @ Cost	Book Value 08/31/2020	Book Value 07/31/2020	Market Value 08/31/2020	Market Value 07/31/2020	Purchase Date
912796XE4	26039/B-8573	US TREASURY BILL	25,000,000.00	0.175	02/25/2021	0.178	24,978,489.58	24,974,722.22	24,984,750.00	24,984,250.00	06/17/2020
912796XE4	26047/B-8573	US TREASURY BILL	50,000,000.00	0.160	02/25/2021	0.162	49,960,666.67	49,953,777.78	49,969,500.00	49,968,500.00	06/26/2020
912796XE4	26000/B-8573	US TREASURY BILL	50,000,000.00	0.170	02/25/2021	0.173	49,958,208.33	49,950,888.89	49,969,500.00	49,968,500.00	05/29/2020
912828P87	26042/B-8573	US TREASURY NOTE	30,000,000.00	1.125	02/28/2021	0.160	30,143,166.42	30,167,822.86	30,143,100.00	30,171,000.00	06/24/2020
89233GQ17	26028/B-8573	TMCC - DISC CP	15,000,000.00	0.400	03/01/2021	0.407	14,969,833.34	14,964,666.67	14,984,916.60	14,978,800.05	06/05/2020
6500356Y9	25147/B-8573	NEW YORK STATE REVENUE	5,000,000.00	2.380	03/15/2021	3.002	4,983,887.94	4,981,396.38	5,056,450.00	5,056,200.00	11/26/2018
9127962F5	26001/B-8573	US TREASURY BILL	50,000,000.00	0.160	03/25/2021	0.162	49,954,444.44	49,947,555.55	49,963,500.00	49,966,500.00	05/29/2020
9127962Y4	26066/B-8573	US TREASURY BILL	20,000,000.00	0.125	05/20/2021	0.127	19,981,875.00	19,979,722.22	19,986,000.00	19,982,600.00	07/28/2020
914026TT6	25121/B-8573	UNIV OF ALABAMA REV BON	330,000.00	1.800	07/01/2021	3.000	326,848.88	326,533.77	334,184.40	334,184.40	10/29/2018
912828YJ3	25724/B-8573	US TREASURY NOTE	50,000,000.00	1.500	09/30/2021	1.596	49,949,059.20	49,945,051.17	50,722,500.00	50,795,000.00	10/21/2019
912828Z60	25883/B-8573	US TREASURY NOTE	30,000,000.00	1.375	01/31/2022	1.438	29,973,841.73	29,972,273.25	30,515,700.00	30,558,900.00	02/13/2020
235219CA8	21745/B-8573	DALLAS TEX REF GO BOND	1,000,000.00	4.510	02/15/2023C	4.510	1,000,000.00	1,000,000.00	1,003,070.00	1,002,660.00	11/18/2010
3130AJES4	25931/B-8573	FHLB NOTE	50,000,000.00	0.735	03/16/2023	0.735	50,000,000.00	50,000,000.00	50,604,000.00	50,520,500.00	03/16/2020
882806CN0	22308/B-8573	TEXAS ST TECH UNIV REV E	850,000.00	3.820	08/15/2025C	3.820	850,000.00	850,000.00	879,172.00	881,679.50	02/14/2012
662903ME0	21774/B-8573	NORTH TEX MUN WTR DIST	1,500,000.00	5.020	09/01/2025C	5.020	1,500,000.00	1,500,000.00	1,500,195.00	1,505,295.00	11/30/2010
451152PH9	21734/B-8573	IDAHO BOND BANK AUTH R	4,240,000.00	5.467	09/15/2025C	5.467	4,240,000.00	4,240,000.00	4,258,020.00	4,265,312.80	11/10/2010
050625CM2	21784/B-8573	AUBURN WASH UTIL SYS RI	1,865,000.00	5.661	12/01/2025C	5.661	1,865,000.00	1,865,000.00	1,889,151.75	1,895,530.05	12/15/2010
Fund	8573 TRA REVENUE		\$749,745,516.09	0.878		0.905	\$749,340,022.00	\$749,190,225.12	\$752,145,379.04	\$752,356,143.41	
	23465/B-8577	TX CLASS - POOL	19,157,431.66	0.318	09/01/2020	0.318	19,157,431.66	19,152,262.29	19,157,431.66	19,152,262.29	01/28/2015
	23466/B-8577	LOGIC - POOL	15,944,759.76	0.315	09/01/2020	0.315	15,944,759.76	15,940,489.85	15,944,759.76	15,940,489.85	01/28/2015
	23010/B-8577	LONE STAR - POOL	13,564,826.17	0.279	09/01/2020	0.279	13,564,826.17	13,561,617.78	13,564,826.17	13,561,617.78	09/16/2013
89233GJ49	25776/B-8577	TMCC - DISC CP	12,000,000.00	1.820	09/04/2020	1.865	11,998,180.00	11,979,373.33	11,999,889.96	11,998,640.04	12/10/2019
9127963Y3	26038/B-8577	US TREASURY BILL	2,000,000.00	0.155	09/15/2020	0.157	1,999,879.44	1,999,612.50	1,999,940.00	1,999,760.00	06/17/2020
89233GKE5	26013/B-8577	TMCC - DISC CP	5,000,000.00	0.320	10/14/2020	0.325	4,998,088.89	4,996,711.11	4,999,343.05	4,998,458.35	06/03/2020
89233GKE5	26041/B-8577	TMCC - DISC CP	2,000,000.00	0.280	10/14/2020	0.284	1,999,331.11	1,998,848.89	1,999,737.22	1,999,383.34	06/18/2020
912828L99	25867/B-8577	US TREASURY NOTE	10,000,000.00	1.375	10/31/2020	1.535	9,997,395.83	9,996,050.35	10,020,500.00	10,030,300.00	02/04/2020
89233GLC8	26018/B-8577	TMCC - DISC CP	5,000,000.00	0.340	11/12/2020	0.345	4,996,600.00	4,995,136.11	4,998,800.00	4,997,425.00	06/04/2020
9127962Z1	26027/B-8577	US TREASURY BILL	12,000,000.00	0.155	11/12/2020	0.157	11,996,280.00	11,994,678.33	11,997,480.00	11,996,520.00	06/05/2020
3135GOF73	25957/B-8577	FNMA NOTE	9,958,000.00	1.500	11/30/2020	1.630	9,954,845.51	9,953,782.20	9,992,355.10	10,003,109.74	12/06/2019
3133ELFJ8	25798/B-8577	FFCB NOTE	10,000,000.00	1.625	12/30/2020	1.640	9,999,504.17	9,999,379.17	10,049,500.00	10,061,400.00	12/30/2019
3130AHVD2	25820/B-8577	FHLB NOTE	11,000,000.00	1.500	01/13/2021	1.575	10,997,010.37	10,996,330.91	11,055,880.00	11,069,300.00	01/13/2020
3133ELNT7	25922/B-8577	FFCB NOTE	14,000,000.00	1.500	02/24/2021	1.500	14,000,000.00	14,000,000.00	14,092,260.00	14,106,120.00	02/24/2020
912796XE4	26002/B-8577	US TREASURY BILL	12,000,000.00	0.170	02/25/2021	0.173	11,989,970.00	11,988,213.34	11,992,680.00	11,992,440.00	05/29/2020
59164GEJ7	25772/B-8577	METRO WSTWTR RECL DIS	1,000,000.00	1.787	04/01/2021	1.787	1,000,000.00	1,000,000.00	1,009,150.00	1,010,180.00	12/10/2019
9127962Q1	26071/B-8577	US TREASURY BILL	2,000,000.00	0.121	04/22/2021	0.123	1,998,432.51	1,998,223.95	1,998,320.00	1,998,400.00	07/30/2020
9127962Y4	26074/B-8577	US TREASURY BILL	2,000,000.00	0.113	05/20/2021	0.115	1,998,361.50	1,998,166.89	1,998,600.00	1,998,260.00	07/30/2020
9128287A2	26073/B-8577	US TREASURY NOTE	2,000,000.00	1.625	06/30/2021	0.118	2,024,931.90	2,027,491.14	2,024,060.00	2,027,340.00	07/30/2020
912828S76	26072/B-8577	US TREASURY NOTE	2,000,000.00	1.125	07/31/2021	0.119	2,018,338.88	2,020,046.11	2,017,340.00	2,019,680.00	07/30/2020

Book Value & Market Value Report



Run Date: 9/18/2020 4:48:42PM

As Of Date: 08/31/2020

HARRIS COUNTY

CUSIP	Item Agency-Fund	Security Title	Par/Face Amount	Coupon Rate	Maty Date	Bond Eq Y @ Cost	Book Value 08/31/2020	Book Value 07/31/2020	Market Value 08/31/2020	Market Value 07/31/2020	Purchase Date
912828YC8	26070/B-8577	US TREASURY NOTE	2,000,000.00	1.500	08/31/2021	0.129	2,027,291.41	2,029,615.68	2,026,720.00	2,029,540.00	07/30/2020
912828T34	25941/B-8577	US TREASURY NOTE	10,000,000.00	1.125	09/30/2021	0.412	10,076,543.07	10,082,565.50	10,103,900.00	10,114,800.00	03/16/2020
3133ELSN5	25953/B-8577	FFCB NOTE	12,000,000.00	0.700	03/11/2022	0.708	11,998,490.12	11,998,407.77	12,098,880.00	12,099,960.00	03/16/2020
Fund	8577 TRA R&R		\$186,625,017.59	0.845		0.790	\$186,736,492.30	\$186,707,003.20	\$187,142,352.92	\$187,205,386.39	
438670K26	25107/K-8597	HONOLULU CITY & CNTY H	250,000.00	2.000	11/01/2020	2.110	249,955.33	249,933.00	250,762.50	251,087.50	10/29/2018
438670K26	25109/K-8597	HONOLULU CITY & CNTY H	750,000.00	2.000	11/01/2020	2.079	749,904.02	749,856.02	752,287.50	753,262.50	10/29/2018
587839YC9	24850/K-8597	MERCER CNTY NJ TX-EXMP	1,000,000.00	2.000	02/01/2021	1.740	1,001,050.89	1,001,261.07	1,006,060.00	1,008,630.00	04/09/2018
751120DJ2	25112/K-8597	RALEIGH NC REVENUE BON	400,000.00	2.500	02/01/2021	2.150	400,564.66	400,677.60	403,700.00	404,556.00	10/26/2018
557215CP3	25116/K-8597	MADISON CNTY KY GO UNL	150,000.00	2.000	03/01/2021	2.320	149,767.20	149,728.40	151,134.00	151,288.50	10/29/2018
791400WF7	24847/K-8597	ST LOUIS CNTY TAX EXMPT	1,000,000.00	2.250	03/01/2021	1.780	1,002,278.96	1,002,658.79	1,009,770.00	1,011,930.00	04/10/2018
789220HQ6	25110/K-8597	SAINT CROIX WI SCH DIST	300,000.00	3.000	03/01/2021	2.143	301,246.15	301,453.85	303,849.00	304,071.00	10/26/2018
862335PNO	24869/K-8597	CITY OF STOUGHTON WI G	525,000.00	2.000	04/01/2021	1.948	525,147.35	525,168.40	530,423.25	531,263.25	04/26/2018
602369AM2	25114/K-8597	MILWAUKEE WI TECH CLG (300,000.00	2.000	06/01/2021	2.203	299,557.86	299,508.73	304,005.00	304,377.00	11/15/2018
8828542S0	26091/K-8597	TEXAS ST WATER DEV BRD	1,000,000.00	3.000	08/01/2021	0.361	1,024,123.87	1,026,316.95	1,026,280.00	1,028,540.00	06/02/2020
46256QGH3	25115/K-8597	IOWA ST BRD REGENTS HO	375,000.00	1.250	09/01/2021	2.090	371,956.24	371,702.60	378,735.00	379,158.75	10/26/2018
56052FMD4	25087/K-8597	MAINE ST HSG AUTH REVEI	2,680,000.00	2.400	11/15/2021	2.300	2,683,092.38	2,683,306.14	2,684,341.60	2,747,402.00	11/08/2018
937785RU9	25429/K-8597	WASHINGTON CO MN GO	2,500,000.00	2.125	02/01/2022C	1.953	2,500,162.10	2,500,386.69	2,504,150.00	2,503,750.00	04/16/2019
899525UB3	25893/K-8597	TULSA OK ISD #1 UT GO	1,400,000.00	2.000	03/01/2022	0.948	1,421,788.69	1,422,999.18	1,434,020.00	1,436,568.00	03/17/2020
121638EZ9	25474/K-8597	BURLINGTON CO NJ GO	80,000.00	2.000	05/01/2022	1.627	80,479.55	80,503.53	82,026.40	82,026.40	05/10/2019
395468LP4	26037/K-8597	GREENSBORO NC ENTERPR	1,915,000.00	3.000	06/01/2022	0.220	2,007,910.52	2,012,334.83	2,011,860.70	2,016,571.60	06/25/2020
Fund	8597 TRA SR LN REV&REF 2018A REV		\$14,625,000.00	2.326		1.587	\$14,768,985.77	\$14,777,795.78	\$14,833,404.95	\$14,914,482.50	
	24542/C-9990	LONE STAR - POOL	31,289.04	0.279	09/01/2020	0.279	31,289.04	31,281.64	31,289.04	31,281.64	09/11/2017
	24544/C-9990	LOGIC - POOL	29,624.87	0.316	09/01/2020	0.316	29,624.87	29,616.93	29,624.87	29,616.93	09/11/2017
62478XJR2	25858/C-9990	MUFG - DISC CP	47,000,000.00	1.600	09/25/2020	1.637	46,949,866.67	46,885,111.11	46,996,553.49	46,991,383.49	01/28/2020
89233GJR8	25936/C-9990	TMCC - DISC CP	50,000,000.00	1.190	09/25/2020	1.214	49,960,333.33	49,909,097.22	49,996,333.50	49,990,833.50	03/13/2020
30229AJR1	25951/C-9990	XON - DISC CP	22,000,000.00	1.400	09/25/2020	1.430	21,979,466.67	21,952,944.45	21,998,386.74	21,995,966.74	03/16/2020
9127964A4	26052/C-9990	US TREASURY BILL	4,000,000.00	0.000	09/29/2020	0.122	3,999,626.67	3,999,213.34	3,999,720.00	3,999,360.00	07/06/2020
Fund	9990 Constitutional Debt Service Fund		\$123,060,913.91	1.345		1.378	\$122,950,207.25	\$122,807,264.69	\$123,051,907.64	\$123,038,442.30	
	24560/C-9991	LOGIC - POOL	45,011,695.07	0.315	09/01/2020	0.315	45,011,695.07	44,999,641.22	45,011,695.07	44,999,641.22	09/19/2017
	24561/C-9991	TX CLASS - POOL	31,053,503.20	0.318	09/01/2020	0.318	31,053,503.20	31,045,123.85	31,053,503.20	31,045,123.85	09/19/2017
	25971/C-9991	LONE STAR - POOL	35,100,898.56	0.279	09/01/2020	0.279	35,100,898.56	35,092,596.39	35,100,898.56	35,092,596.39	03/31/2020
63873JJ35	25848/C-9991	NATX - DISC CP	50,000,000.00	1.710	09/03/2020	1.750	49,995,250.00	49,921,625.00	49,999,694.50	49,994,500.00	01/24/2020
9128282V1	25863/C-9991	US TREASURY NOTE	50,000,000.00	1.375	09/15/2020	1.564	49,996,417.85	49,988,485.94	50,024,000.00	50,074,000.00	01/30/2020
62478XK25	25864/C-9991	MUFG - DISC CP	50,000,000.00	1.600	10/02/2020	1.637	49,931,111.11	49,862,222.22	49,995,264.00	49,987,083.50	01/30/2020
912796TN9	25726/C-9991	US TREASURY BILL	38,000,000.00	1.522	10/08/2020	1.557	37,940,541.82	37,890,725.51	37,996,200.00	37,993,160.00	10/23/2019
63873JKF6	25874/C-9991	NATX - DISC CP	50,000,000.00	1.660	10/15/2020	1.699	49,898,555.57	49,827,083.35	49,993,278.00	49,984,375.00	02/05/2020

Book Value & Market Value Report



Run Date: 9/18/2020 4:48:42PM

As Of Date: 08/31/2020

HARRIS COUNTY

CUSIP	Item Agency-Fund	Security Title	Par/Face Amount	Coupon Rate	Maty Date	Bond Eq Y @ Cost	Book Value 08/31/2020	Book Value 07/31/2020	Market Value 08/31/2020	Market Value 07/31/2020	Purchase Date
62478XKS8	25873/C-9991	MUFG - DISC CP	50,000,000.00	1.560	10/26/2020	1.596	49,880,833.33	49,813,666.67	49,991,597.00	49,982,083.50	02/05/2020
89233GKV7	25875/C-9991	TMCC - DISC CP	50,000,000.00	1.680	10/29/2020	1.720	49,864,666.67	49,792,333.33	49,991,139.00	49,981,458.50	02/06/2020
912828L99	25876/C-9991	US TREASURY NOTE	50,000,000.00	1.375	10/31/2020	1.552	49,985,570.20	49,978,114.80	50,102,500.00	50,151,500.00	02/06/2020
62478XLC2	25908/C-9991	MUFG - DISC CP	50,000,000.00	1.540	11/12/2020	1.575	49,846,000.00	49,779,694.45	49,988,000.00	49,974,250.00	02/20/2020
9127963A5	26036/C-9991	US TREASURY BILL	50,000,000.00	0.175	11/19/2020	0.178	49,980,798.61	49,973,263.89	49,990,000.00	49,986,000.00	06/15/2020
912796TU3	25879/C-9991	US TREASURY BILL	50,000,000.00	1.440	12/03/2020	1.473	49,814,000.00	49,752,000.00	49,984,500.00	49,982,000.00	02/07/2020
912796TU3	25882/C-9991	US TREASURY BILL	50,000,000.00	1.404	12/03/2020	1.436	49,818,682.29	49,758,243.05	49,984,500.00	49,982,000.00	02/13/2020
30229AM48	25958/C-9991	XON - DISC CP	50,000,000.00	2.000	12/04/2020	2.051	49,738,888.89	49,652,777.78	49,980,416.50	49,967,014.00	03/19/2020
3130AJ4L0	25877/C-9991	FHLB NOTE	50,000,000.00	1.500	01/07/2021	1.510	49,998,339.09	49,997,943.64	50,242,500.00	50,303,500.00	02/07/2020
912796UC1	25888/C-9991	US TREASURY BILL	50,000,000.00	1.435	01/28/2021	1.470	49,703,034.72	49,641,250.00	49,977,500.00	49,974,000.00	02/18/2020
912828N89	25886/C-9991	US TREASURY NOTE	50,000,000.00	1.375	01/31/2021	1.523	49,969,637.78	49,963,445.49	50,246,000.00	50,304,500.00	02/14/2020
912828N89	25847/C-9991	US TREASURY NOTE	50,000,000.00	1.375	01/31/2021	1.565	49,961,000.34	49,953,046.46	50,246,000.00	50,304,500.00	01/24/2020
3133ELNT7	25889/C-9991	FFCB NOTE	50,000,000.00	1.500	02/24/2021	1.514	49,996,636.11	49,996,052.78	50,329,500.00	50,379,000.00	02/24/2020
912828P87	25887/C-9991	US TREASURY NOTE	50,000,000.00	1.125	02/28/2021	1.516	49,904,708.06	49,888,296.67	50,238,500.00	50,285,000.00	02/14/2020
64990AJF3	25172/C-9991	NY ST DORM REV BONDS	5,000,000.00	2.550	03/15/2021	2.916	4,990,490.43	4,989,019.88	5,056,900.00	5,064,000.00	12/10/2018
64990AKR5	24970/C-9991	NY ST DORM AUTH SALES T	10,000,000.00	2.850	03/15/2021	2.850	10,000,000.00	10,000,000.00	10,129,800.00	10,146,300.00	07/19/2018
9127962F5	26057/C-9991	US TREASURY BILL	50,000,000.00	0.145	03/25/2021	0.147	49,958,715.28	49,952,472.22	49,963,500.00	49,966,500.00	07/09/2020
912828Q37	25890/C-9991	US TREASURY NOTE	50,000,000.00	1.250	03/31/2021	1.491	49,931,146.35	49,921,030.41	50,312,500.00	50,373,000.00	02/18/2020
885205MA9	25291/C-9991	THORNAPPLE KELLOG MI SI	900,000.00	2.900	05/01/2021	2.900	900,000.00	900,000.00	915,885.00	916,947.00	02/20/2019
677522S96	25739/C-9991	STATE OF OHIO UT GO	3,260,000.00	1.750	05/01/2021	1.750	3,260,000.00	3,260,000.00	3,297,001.00	3,296,479.40	11/20/2019
88213APC3	25584/C-9991	TEXAS A&M UNIV REVS	3,500,000.00	1.964	05/15/2021	1.964	3,500,000.00	3,500,000.00	3,541,055.00	3,546,025.00	08/14/2019
9127962Y4	26065/C-9991	US TREASURY BILL	50,000,000.00	0.124	05/20/2021	0.126	49,955,050.00	49,949,711.11	49,965,000.00	49,956,500.00	07/28/2020
880461L97	25927/C-9991	TENNESSEE HSG DEV AGY F	610,000.00	1.399	07/01/2021	1.399	610,000.00	610,000.00	612,324.10	613,184.20	03/25/2020
912828T34	25938/C-9991	US TREASURY NOTE	50,000,000.00	1.125	09/30/2021	0.412	50,382,715.36	50,412,827.49	50,519,500.00	50,574,000.00	03/16/2020
235241TK2	25926/C-9991	DALLAS TX AREA RAPID TR	765,000.00	0.945	12/01/2021C	0.945	765,000.00	765,000.00	772,068.60	767,371.50	03/26/2020
8648136T2	25689/C-9991	SUFFOLK VA UT GO	2,670,000.00	1.905	02/01/2022	1.905	2,670,000.00	2,670,000.00	2,735,468.40	2,731,276.50	10/17/2019
882806HD7	26060/C-9991	TEXAS TECH UNIV REV	2,000,000.00	0.505	02/15/2022	0.505	2,000,000.00	2,000,000.00	1,999,680.00	1,999,760.00	07/29/2020
59164GEK4	25779/C-9991	METRO WSTWTR RECL DIS	2,510,000.00	1.843	04/01/2022	1.843	2,510,000.00	2,510,000.00	2,571,495.00	2,574,406.60	12/10/2019
3130AJES4	25932/C-9991	FHLB NOTE	50,000,000.00	0.735	03/16/2023	0.735	50,000,000.00	50,000,000.00	50,604,000.00	50,520,500.00	03/16/2020
Fund	9991 COUNTY GENERAL		\$1,330,381,096.83	1.218		1.259	\$1,328,823,886.69	\$1,328,007,693.60	\$1,333,463,362.93	\$1,333,773,536.16	
	24533/F-9992	LOGIC - POOL	5,181,890.36	0.315	09/01/2020	0.315	5,181,890.36	5,180,502.71	5,181,890.36	5,180,502.71	08/17/2017
	25141/F-9992	TX CLASS - POOL	3,099,077.75	0.318	09/01/2020	0.318	3,099,077.75	3,098,241.50	3,099,077.75	3,098,241.50	11/19/2018
63873JJ35	25849/F-9992	NATX - DISC CP	10,000,000.00	1.710	09/03/2020	1.750	9,999,050.00	9,984,325.00	9,999,938.90	9,998,900.00	01/24/2020
9127963Z0	26058/F-9992	US TREASURY BILL	10,000,000.00	0.105	09/22/2020	0.105	9,999,387.50	9,998,483.33	9,999,500.00	9,998,600.00	07/09/2020
64971QTX1	25148/F-9992	NEW YORK CITY NY REVENI	3,000,000.00	2.350	05/01/2021	3.019	2,987,188.11	2,985,586.63	3,041,760.00	3,043,860.00	11/26/2018
Fund	9992 FLD CONTROL GENERAL		\$31,280,968.11	0.889		0.966	\$31,266,593.72	\$31,247,139.17	\$31,322,167.01	\$31,320,104.21	
63873JJR2	25860/C-9994	NATX - DISC CP	25,000,000.00	1.690	09/25/2020	1.729	24,971,833.34	24,935,451.40	24,998,166.75	24,995,416.75	01/28/2020

Book Value & Market Value Report



Run Date: 9/18/2020 4:48:42PM

As Of Date: 08/31/2020

HARRIS COUNTY

CUSIP	Item Agency-Fund	Security Title	Par/Face Amount	Coupon Rate	Maty Date	Bond Eq Y @ Cost	Book Value 08/31/2020	Book Value 07/31/2020	Market Value 08/31/2020	Market Value 07/31/2020	Purchase Date
89233GJR8	25937/C-9994	TMCC - DISC CP	41,100,000.00	1.190	09/25/2020	1.214	41,067,394.00	41,025,277.92	41,096,986.14	41,092,465.14	03/13/2020
9127964A4	26053/C-9994	US TREASURY BILL	2,300,000.00	0.125	09/29/2020	0.127	2,299,775.85	2,299,527.69	2,299,839.00	2,299,632.00	07/06/2020
Fund	9994 Road Debt Service Fund		\$68,400,000.00	1.337		1.366	\$68,339,003.19	\$68,260,257.01	\$68,394,991.89	\$68,387,513.89	
89233GJR8	25935/F-9999	TMCC - DISC CP	1,800,000.00	1.198	09/25/2020	1.214	1,798,564.24	1,796,709.71	1,799,868.01	1,799,670.01	03/13/2020
Fund	9999 Flood Control Debt Service Fund		\$1,800,000.00	1.198		1.214	\$1,798,564.24	\$1,796,709.71	\$1,799,868.01	\$1,799,670.01	
Grand Totals			\$4,174,169,818.40	0.865		0.866	\$4,172,971,825.02	\$3,403,066,755.71	\$4,183,486,901.97	\$3,415,867,297.06	

Book Value & Market Value Report



Run Date: 9/18/2020 4:55:09PM

As Of Date: 08/31/2020

DISTRICT CLERK & COUNTY CLERK REGISTRY

CUSIP	Item Agency-Fund	Security Title	Par/Face Amount	Coupon Rate	Maty Date	Bond Eq Y @ Cost	Book Value 08/31/2020	Book Value 07/31/2020	Market Value 08/31/2020	Market Value 07/31/2020	Purchase Date
T083120	10206/T-4005	MMF - DIST CLERK (CADEN	21,834,514.50	0.020	09/01/2020	0.020	21,834,514.50	0.00	21,834,514.50	0.00	08/31/2020
Fund	4005 DISTRICT CLERK MMF		\$21,834,514.50	0.020		0.020	\$21,834,514.50	\$0.00	\$21,834,514.50	\$0.00	
U083120	10191/U-4006	MMF - CO CLERK (CADENCE	6,531,541.43	0.020	09/01/2020	0.020	6,531,541.43	0.00	6,531,541.43	0.00	08/31/2020
Fund	4006 MMF-COCLRK		\$6,531,541.43	0.020		0.020	\$6,531,541.43	\$0.00	\$6,531,541.43	\$0.00	
	23956/T-5944	LONE STAR - POOL	7,731,654.38	0.279	09/01/2020	0.279	7,731,654.38	7,729,825.67	7,731,654.38	7,729,825.67	06/17/2016
	23961/T-5944	LOGIC - POOL	20,861,905.36	0.315	09/01/2020	0.315	20,861,905.36	20,856,318.67	20,861,905.36	20,856,318.67	06/29/2016
	25587/T-5944	TX CLASS (GOV) - POOL	13,029,949.49	0.189	09/01/2020	0.189	13,029,949.49	13,027,857.35	13,029,949.49	13,027,857.35	08/13/2019
9128282V1	25872/T-5944	US TREASURY NOTE	5,000,000.00	1.375	09/15/2020	1.542	4,999,682.62	4,998,979.84	5,002,400.00	5,007,400.00	02/04/2020
9127962S7	26061/T-5944	US TREASURY BILL	7,000,000.00	0.105	10/22/2020	0.106	6,998,958.74	6,998,325.81	6,998,950.00	6,998,460.00	07/23/2020
63873JL65	25885/T-5944	NATX - DISC CP	7,000,000.00	1.580	11/06/2020	1.617	6,979,723.33	6,970,199.45	6,998,460.00	6,996,605.00	02/13/2020
30229AM48	25952/T-5944	XON - DISC CP	10,000,000.00	1.400	12/04/2020	1.431	9,963,444.44	9,951,388.89	9,996,083.30	9,993,402.80	03/17/2020
912796UC1	26049/T-5944	US TREASURY BILL	7,000,000.00	0.145	01/28/2021	0.147	6,995,799.03	6,994,925.00	6,996,850.00	6,996,360.00	07/01/2020
Fund	5944 DISTRICT CLERK		\$77,623,509.23	0.578		0.597	\$77,561,117.39	\$77,527,820.68	\$77,616,252.53	\$77,606,229.49	
	23112/U-5945	LOGIC - POOL	7,605,243.59	0.312	09/01/2020	0.312	7,605,243.59	3,103,959.89	7,605,243.59	3,103,959.89	01/15/2014
	23113/U-5945	LONE STAR - POOL	2,770,905.97	0.279	09/01/2020	0.279	2,770,905.97	2,770,250.59	2,770,905.97	2,770,250.59	01/15/2014
	23266/U-5945	TX CLASS - POOL	7,163,500.09	0.305	09/01/2020	0.305	7,163,500.09	2,662,358.17	7,163,500.09	2,662,358.17	05/30/2014
	25601/U-5945	TX CLASS (GOV) - POOL	1,050,847.84	0.189	09/01/2020	0.189	1,050,847.84	1,050,679.11	1,050,847.84	1,050,679.11	07/31/2019
89233GJ49	25774/U-5945	TMCC - DISC CP	2,000,000.00	1.820	09/04/2020	1.865	1,999,696.67	1,996,562.22	1,999,981.66	1,999,773.34	12/10/2019
9128282V1	25843/U-5945	US TREASURY NOTE	6,000,000.00	1.375	09/15/2020	1.582	5,999,529.27	5,998,486.95	6,002,880.00	6,008,880.00	01/22/2020
9127962T5	26050/U-5945	US TREASURY BILL	2,000,000.00	0.148	10/29/2020	0.150	1,999,523.43	1,999,268.72	1,999,680.00	1,999,520.00	07/01/2020
62478XL65	25881/U-5945	MUFG - DISC CP	2,000,000.00	1.540	11/06/2020	1.576	1,994,353.33	1,991,701.11	1,999,560.00	1,999,030.00	02/12/2020
912796TY5	26068/U-5945	US TREASURY BILL	5,000,000.00	0.115	12/31/2020	0.117	4,998,067.36	4,997,572.23	4,998,000.00	4,997,700.00	07/29/2020
Fund	5945 COUNTY CLERK		\$35,590,497.49	0.600		0.640	\$35,581,667.55	\$26,570,838.99	\$35,590,599.15	\$26,592,151.10	
Grand Totals			\$141,580,062.65	0.472		0.492	\$141,508,840.87	\$104,098,659.67	\$141,572,907.61	\$104,198,380.59	

Book Value & Market Value Report



Run Date: 9/21/2020 2:57:23PM

As Of Date: 08/31/2020

911 EMERGENCY NETWORK; COMM SUPERVISION & CORR; HOSPITAL DIST; JUV PROBATION; SPORTS & CONVENTION CORP; & SPORTS AUTHORITY

CUSIP	Item Agency-Fund	Security Title	Par/Face Amount	Coupon Rate	Maty Date	Bond Eq Y @ Cost	Book Value 08/31/2020	Book Value 07/31/2020	Market Value 08/31/2020	Market Value 07/31/2020	Purchase Date
I083120	10188/I-106	MMF - JUV PROB (CADENCE)	3,403,764.78	0.020	09/01/2020	0.020	3,403,764.78	0.00	3,403,764.78	0.00	08/31/2020
Fund	106	MMF-JUVPROB	\$3,403,764.78	0.020		0.020	\$3,403,764.78	\$0.00	\$3,403,764.78	\$0.00	
H083120	10173/H-1010	MMF - HOSP (AMEGY)	2,888,156.02	0.010	09/01/2020	0.010	2,888,156.02	0.00	2,888,156.02	0.00	08/31/2020
H083120	10174/H-1010	MMF - HOSP (CADENCE)	25,929,514.15	0.020	09/01/2020	0.020	25,929,514.15	0.00	25,929,514.15	0.00	08/31/2020
Fund	1010	MMF-AMEGY-ML-HOSP	\$28,817,670.17	0.019		0.019	\$28,817,670.17	\$0.00	\$28,817,670.17	\$0.00	
D083120	10205/D-1012	MMF - CS&C (CADENCE)	6,017,937.26	0.020	09/01/2020	0.020	6,017,937.26	0.00	6,017,937.26	0.00	08/31/2020
Fund	1012	MMF-COMSUPV CORR	\$6,017,937.26	0.020		0.020	\$6,017,937.26	\$0.00	\$6,017,937.26	\$0.00	
H083120	10176/H-1024	MMF - CHCI (AMEGY)	29,857,556.66	0.010	09/01/2020	0.010	29,857,556.66	0.00	29,857,556.66	0.00	08/31/2020
Fund	1024	MMF-AMEGY CHCI	\$29,857,556.66	0.010		0.010	\$29,857,556.66	\$0.00	\$29,857,556.66	\$0.00	
H083120	10175/H-1026	MMF - CHCTX (AMEGY)	159,474,405.66	0.010	09/01/2020	0.010	159,474,405.66	0.00	159,474,405.66	0.00	08/31/2020
Fund	1026	MMF-AMEGY CHCTX	\$159,474,405.66	0.010		0.010	\$159,474,405.66	\$0.00	\$159,474,405.66	\$0.00	
H083120	10177/N-1027	MMF - 911 EMERG (CADENC)	2,213,350.07	0.020	09/01/2020	0.020	2,213,350.07	0.00	2,213,350.07	0.00	08/31/2020
Fund	1027	MMF - 911 EMERG (CADENCE)	\$2,213,350.07	0.020		0.020	\$2,213,350.07	\$0.00	\$2,213,350.07	\$0.00	
H083120	10204/H-1028	DDA - HOSP (CADENCE)	60,062,568.26	0.150	09/01/2020	0.150	60,062,568.26	0.00	60,062,568.26	0.00	08/31/2020
Fund	1028	DDA - HOSP (CADENCE)	\$60,062,568.26	0.150		0.150	\$60,062,568.26	\$0.00	\$60,062,568.26	\$0.00	
912828M98	26086/V-2854	MMF - FICA CASH ACCT	11,601,177.48	0.195	09/01/2020	0.195	11,601,177.48	0.00	11,601,177.48	0.00	08/13/2020
	25640/V-2854	US TREASURY NOTE	1,600,000.00	1.625	11/30/2020	1.777	1,599,407.23	1,599,203.05	1,605,872.00	1,607,824.00	09/11/2019
Fund	2854	HSA 2001H JL DS RES	\$13,201,177.48	0.368		0.387	\$13,200,584.71	\$1,599,203.05	\$13,207,049.48	\$1,607,824.00	
W083120	100185/W-4010	MMF - HSA - AMEGY W3128	9,400,183.98	0.030	09/01/2020	0.030	9,400,183.98	0.00	9,400,183.98	0.00	08/31/2020
Fund	4010	HSA-Amegy Operation MMF	\$9,400,183.98	0.030		0.030	\$9,400,183.98	\$0.00	\$9,400,183.98	\$0.00	
W083120	100187/W-4011	MMF - HSA - W3930 REMKT	1,905,809.13	0.030	09/01/2020	0.030	1,905,809.13	0.00	1,905,809.13	0.00	08/31/2020
Fund	4011	HSA-Amegy Mkting & Sports Events	\$1,905,809.13	0.030		0.030	\$1,905,809.13	\$0.00	\$1,905,809.13	\$0.00	
V083120	100189/V-4023	MMF - HSA - UMB TRUST (N	32,159.63	0.020	09/01/2020	0.020	32,159.63	0.00	32,159.63	0.00	08/31/2020
Fund	4023	HSA-UMB Trust MMF	\$32,159.63	0.020		0.020	\$32,159.63	\$0.00	\$32,159.63	\$0.00	
V083120	100190/V-4024	MMF - HSA - UMB DEBT SVC	40,869,476.06	0.020	09/01/2020	0.020	40,869,476.06	0.00	40,869,476.06	0.00	08/31/2020
Fund	4024	HSA-UMB DS MMF	\$40,869,476.06	0.020		0.020	\$40,869,476.06	\$0.00	\$40,869,476.06	\$0.00	
V083120	100192/V-4025	MMF - HSA - ZIONS TRUST	2,672.40	0.030	09/01/2020	0.030	2,672.40	0.00	2,672.40	0.00	08/31/2020

Book Value & Market Value Report



Run Date: 9/21/2020 2:57:23PM

As Of Date: 08/31/2020

911 EMERGENCY NETWORK; COMM SUPERVISION & CORR; HOSPITAL DIST; JUV PROBATION; SPORTS & CONVENTION CORP; & SPORTS AUTHORITY

CUSIP	Item Agency-Fund	Security Title	Par/Face Amount	Coupon Rate	Maty Date	Bond Eq Y @ Cost	Book Value 08/31/2020	Book Value 07/31/2020	Market Value 08/31/2020	Market Value 07/31/2020	Purchase Date
Fund	4025 HSA-Zions Trust MMF		\$2,672.40	0.030		0.030	\$2,672.40	\$0.00	\$2,672.40	\$0.00	
V083120	100191/V-4026	MMF - HSA - ZIONS DEBT SV	19,085,593.40	0.030	09/01/2020	0.030	19,085,593.40	0.00	19,085,593.40	0.00	08/31/2020
Fund	4026 HSA-Zions DS MMF		\$19,085,593.40	0.030		0.030	\$19,085,593.40	\$0.00	\$19,085,593.40	\$0.00	
W083120	100186/W-4030	MMF - AMEGY ASTROS ARR	2,500,369.84	0.030	09/01/2020	0.030	2,500,369.84	0.00	2,500,369.84	0.00	08/31/2020
Fund	4030 HSA-Amegy Astros ARR		\$2,500,369.84	0.030		0.030	\$2,500,369.84	\$0.00	\$2,500,369.84	\$0.00	
I083120	10200/I-5109	DDA - JUVPROB (CADENCE)	2,796,068.26	0.150	09/01/2020	0.150	2,796,068.26	0.00	2,796,068.26	0.00	08/31/2020
Fund	5109 DDA-JUV PROB		\$2,796,068.26	0.150		0.150	\$2,796,068.26	\$0.00	\$2,796,068.26	\$0.00	
D083120	10201/D-5110	DDA - CS&C (CADENCE)	4,000,508.18	0.150	09/01/2020	0.150	4,000,508.18	0.00	4,000,508.18	0.00	08/31/2020
Fund	5110 DDA-CS&C		\$4,000,508.18	0.150		0.150	\$4,000,508.18	\$0.00	\$4,000,508.18	\$0.00	
N083120	10203/N-5112	DDA - 911 EMERG (CADENC	5,000,000.00	0.150	09/01/2020	0.150	5,000,000.00	0.00	5,000,000.00	0.00	08/31/2020
Fund	5112 DDA - 911 EMERG (CADENCE)		\$5,000,000.00	0.150		0.150	\$5,000,000.00	\$0.00	\$5,000,000.00	\$0.00	
89233GJ49	25773/N-5910	TMCC - DISC CP	7,000,000.00	1.820	09/04/2020	1.865	6,998,938.33	6,987,967.78	6,999,935.81	6,999,206.69	12/10/2019
9127962Z1	26079/N-5910	US TREASURY BILL	10,000,000.00	0.098	11/12/2020	0.099	9,998,046.87	0.00	9,997,900.00	0.00	08/12/2020
Fund	5910 911 EMERGENCY NETWRK		\$17,000,000.00	0.807		0.826	\$16,996,985.20	\$6,987,967.78	\$16,997,835.81	\$6,999,206.69	
912828M98	25641/V-7444	US TREASURY NOTE	3,000,000.00	1.625	11/30/2020	1.777	2,998,888.56	2,998,505.73	3,011,010.00	3,014,670.00	09/11/2019
Fund	7444 HSA 2004A 3RD L DSR CASH		\$3,000,000.00	1.625		1.777	\$2,998,888.56	\$2,998,505.73	\$3,011,010.00	\$3,014,670.00	
912828N89	25176/V-7905	US TREASURY NOTE	2,273,000.00	1.375	01/31/2021	2.746	2,260,499.95	2,257,950.59	2,284,183.16	2,286,842.57	12/07/2018
Fund	7905 HSA 2014 TOYOTA CENTER DS RES		\$2,273,000.00	1.375		2.746	\$2,260,499.95	\$2,257,950.59	\$2,284,183.16	\$2,286,842.57	
89233GL61	26076/V-7906	TMCC DISC CP	9,000,000.00	0.200	11/06/2020	0.203	8,996,700.00	0.00	8,998,020.00	0.00	08/05/2020
Fund	7906 HSA DEBT REPAYMENT ACCT		\$9,000,000.00	0.200		0.203	\$8,996,700.00	\$0.00	\$8,998,020.00	\$0.00	
89233GL61	26075/V-8547	TMCC DISC CP	7,000,000.00	0.200	11/06/2020	0.203	6,997,433.33	0.00	6,998,460.00	0.00	08/05/2020
Fund	8547 HSA NATIONAL INSURED BONDS DSR		\$7,000,000.00	0.200		0.203	\$6,997,433.33	\$0.00	\$6,998,460.00	\$0.00	
	26085/V-8550	MMF - FICA CASH ACCT	275,027.92	0.195	09/01/2020	0.195	275,027.92	0.00	275,027.92	0.00	08/13/2020
Fund	8550 HSA SERIES 2014A SR LIEN INTERES		\$275,027.92	0.195		0.195	\$275,027.92	\$0.00	\$275,027.92	\$0.00	
	26087/V-8551	MMF - FICA CASH ACCT	13,101,329.74	0.195	09/01/2020	0.195	13,101,329.74	0.00	13,101,329.74	0.00	08/13/2020
Fund	8551 HSA SERIES 2014B SR LIEN PRINCIP		\$13,101,329.74	0.195		0.195	\$13,101,329.74	\$0.00	\$13,101,329.74	\$0.00	
	26089/H-9902	LONE STAR (CORP PLUS) - I	330,066,579.20	0.273	09/01/2020	0.273	330,066,579.20	0.00	330,066,579.20	0.00	08/05/2020

Book Value & Market Value Report



Run Date: 9/21/2020 2:57:23PM

As Of Date: 08/31/2020

911 EMERGENCY NETWORK; COMM SUPERVISION & CORR; HOSPITAL DIST; JUV PROBATION; SPORTS & CONVENTION CORP; & SPORTS AUTHORITY

CUSIP	Item Agency-Fund	Security Title	Par/Face Amount	Coupon Rate	Maty Date	Bond Eq Y @ Cost	Book Value 08/31/2020	Book Value 07/31/2020	Market Value 08/31/2020	Market Value 07/31/2020	Purchase Date
	25985/H-9902	TX CLASS - POOL	189,775,275.67	0.317	09/01/2020	0.317	189,775,275.67	169,728,702.05	189,775,275.67	169,728,702.05	04/28/2020
	25986/H-9902	TX CLASS (GOV) - POOL	127,632,099.38	0.189	09/01/2020	0.189	127,632,099.38	127,611,606.41	127,632,099.38	127,611,606.41	04/28/2020
09659BJ27	25899/H-9902	BNPP - DISC CP	30,000,000.00	1.590	09/02/2020	1.625	29,998,675.00	29,957,600.00	29,999,908.20	29,996,799.90	02/19/2020
62478XJM3	25904/H-9902	MUFG - DISC CP	30,000,000.00	1.550	09/21/2020	1.584	29,974,166.67	29,934,125.00	29,998,166.70	29,994,900.00	02/19/2020
62478XK25	25905/H-9902	MUFG - DISC CP	30,000,000.00	1.550	10/02/2020	1.585	29,959,958.33	29,919,916.67	29,997,158.40	29,992,250.10	02/19/2020
62478XKF6	25906/H-9902	MUFG - DISC CP	30,000,000.00	1.550	10/15/2020	1.585	29,943,166.67	29,903,125.00	29,995,966.80	29,990,625.00	02/19/2020
63873JL32	25902/H-9902	NATX - DISC CP	30,000,000.00	1.550	11/03/2020	1.586	29,918,625.02	29,878,583.37	29,993,700.00	29,985,900.00	02/19/2020
Fund	9902 HOSP DIST GENERAL		\$797,473,954.25	0.512		0.518	\$797,268,545.94	\$446,933,658.50	\$797,458,854.35	\$447,300,783.46	
	26029/H-9906	TX CLASS - POOL	871,148.36	0.318	09/01/2020	0.318	871,148.36	870,913.29	871,148.36	870,913.29	05/22/2020
Fund	9906 HOSP DIST SPFC		\$871,148.36	0.318		0.318	\$871,148.36	\$870,913.29	\$871,148.36	\$870,913.29	
H052820	26025/H-9907	CD - AMEGY	1,969,545.70	0.040	05/28/2021	0.040	1,969,545.70	1,969,545.70	1,969,545.70	1,969,545.70	05/28/2020
H061820	26043/H-9907	CD - AMEGY	400,000.00	0.040	06/18/2021	0.040	400,000.00	400,000.00	400,000.00	400,000.00	06/18/2020
H061820	26044/H-9907	CD - AMEGY	455,512.00	0.040	06/18/2021	0.040	455,512.00	455,512.00	455,512.00	455,512.00	06/18/2020
H061820	26045/H-9907	CD - AMEGY	500,000.00	0.040	06/18/2021	0.040	500,000.00	500,000.00	500,000.00	500,000.00	06/18/2020
Fund	9907 COMM.HEALTH CHOICE, INC.		\$3,325,057.70	0.040		0.040	\$3,325,057.70	\$3,325,057.70	\$3,325,057.70	\$3,325,057.70	
	25995/H-9917	TX CLASS - POOL	6,008,734.00	0.318	09/01/2020	0.318	6,008,734.00	6,007,112.64	6,008,734.00	6,007,112.64	05/15/2020
Fund	9917 HOSP DIST SERIES 2010 D/S		\$6,008,734.00	0.318		0.318	\$6,008,734.00	\$6,007,112.64	\$6,008,734.00	\$6,007,112.64	
	25996/H-9918	TX CLASS - POOL	6,809,898.58	0.318	09/01/2020	0.318	6,809,898.58	6,808,061.05	6,809,898.58	6,808,061.05	05/15/2020
Fund	9918 HOSP DIST SERIES 2010 D/S RESERV		\$6,809,898.58	0.318		0.318	\$6,809,898.58	\$6,808,061.05	\$6,809,898.58	\$6,808,061.05	
	26055/H-9919	TX CLASS - POOL	0.00	0.292	09/01/2020	0.292	0.00	5,001,496.86	0.00	5,001,496.86	07/07/2020
Fund	9919 HOSP DIST BEN TAUB LEVEL 1		\$0.00				\$0.00	\$5,001,496.86	\$0.00	\$5,001,496.86	
	25997/H-9920	TX CLASS - POOL	7,010,189.69	0.318	09/01/2020	0.318	7,010,189.69	7,008,298.11	7,010,189.69	7,008,298.11	05/15/2020
Fund	9920 HOSP DIST SERIES 2016 RR D/S		\$7,010,189.69	0.318		0.318	\$7,010,189.69	\$7,008,298.11	\$7,010,189.69	\$7,008,298.11	
912828N89	25923/H-9921	US TREASURY NOTE	10,000,000.00	1.375	01/31/2021	1.379	9,999,825.37	9,999,789.75	10,049,200.00	10,060,900.00	02/26/2020
Fund	9921 HOSP DIST SERIES 2016 RR DSR		\$10,000,000.00	1.375		1.379	\$9,999,825.37	\$9,999,789.75	\$10,049,200.00	\$10,060,900.00	
92817LFB4	26034/H-9922	VIRGINIA ST RES AUTH CLE	1,770,000.00	5.500	10/01/2020	0.151	1,777,883.68	1,785,767.35	1,777,646.40	1,785,186.60	06/10/2020
24588TBT2	25571/H-9922	DELAWARE CO OH WTR SW	250,000.00	2.000	12/01/2020	1.210	250,487.80	250,650.40	251,167.50	251,630.00	07/17/2019
0118326Y3	25353/H-9922	ALASKA ST HSG FIN CORP	550,000.00	5.000	12/01/2020	1.600	554,592.91	556,123.88	556,644.00	558,745.00	03/28/2019
825214FN4	25537/H-9922	SHOREVIEW MN UT GO	340,000.00	2.000	02/01/2021	1.381	340,864.36	341,037.23	342,505.80	342,869.60	06/21/2019
597834F70	25589/H-9922	MIDLOTHIAN TX LT GO	1,470,000.00	3.000	02/01/2021	1.041	1,481,883.47	1,484,260.16	1,487,022.60	1,490,447.70	09/05/2019
860745JZ2	25602/H-9922	STILLWATER MN UT GO	285,000.00	5.000	02/01/2021	1.082	289,606.92	290,528.30	290,680.05	291,726.00	09/19/2019
7962535E8	25388/H-9922	SAN ANTONIO ELEC AND G	20,000.00	5.000	02/01/2021	1.520	20,284.82	20,341.78	20,399.00	20,477.80	04/05/2019

Book Value & Market Value Report



Run Date: 9/21/2020 2:57:23PM

As Of Date: 08/31/2020

911 EMERGENCY NETWORK; COMM SUPERVISION & CORR; HOSPITAL DIST; JUV PROBATION; SPORTS & CONVENTION CORP; & SPORTS AUTHORITY

CUSIP	Item Agency-Fund	Security Title	Par/Face Amount	Coupon Rate	Maty Date	Bond Eq Y @ Cost	Book Value 08/31/2020	Book Value 07/31/2020	Market Value 08/31/2020	Market Value 07/31/2020	Purchase Date
7962373W3	25972/H-9922	SAN ANTONIO TX LT GO	1,205,000.00	5.000	02/01/2021	1.260	1,223,608.76	1,227,330.51	1,228,919.25	1,233,847.70	04/03/2020
199820J77	25925/H-9922	COMAL ISD TX UT GO	15,000.00	5.000	02/01/2021	0.851	15,257.75	15,309.30	15,304.80	15,344.10	03/06/2020
421020ZL5	25536/H-9922	HAYS CO. TX LT GO	290,000.00	5.000	02/15/2021	1.350	294,751.21	295,620.34	296,293.00	297,441.40	06/19/2019
743596PR3	25979/H-9922	PROSPER TX LT GO	400,000.00	4.000	02/15/2021	0.941	405,537.41	406,550.35	406,712.00	407,916.00	04/09/2020
661838PK2	25980/H-9922	N. RICHLAND HILLS TX W&	210,000.00	4.000	02/15/2021	1.160	212,694.42	213,187.31	213,607.80	214,277.70	04/09/2020
088365EY3	25349/H-9922	BEXAR CO HOSP DIST TX	340,000.00	5.000	02/15/2021	1.680	345,038.90	345,960.65	347,146.80	348,411.60	03/25/2019
232769CA5	25973/H-9922	CYPRESS-FAIRBANKS ISD T.	2,140,000.00	5.000	02/15/2021	1.150	2,177,222.01	2,184,030.91	2,186,887.40	2,195,533.00	04/03/2020
7632613A0	25974/H-9922	RICHARDSON ISD TX UT GC	1,375,000.00	5.000	02/15/2021	1.150	1,398,916.01	1,403,290.89	1,405,263.75	1,410,612.50	04/03/2020
914302BB9	25976/H-9922	UNIVERSITY OF HOUSTON I	5,045,000.00	5.000	02/15/2021	1.201	5,131,566.98	5,147,402.40	5,154,375.60	5,171,326.80	04/06/2020
7632613A0	25977/H-9922	RICHARDSON ISD TX UT GC	6,250,000.00	5.000	02/15/2021	1.151	6,358,703.07	6,378,587.78	6,387,562.50	6,411,875.00	04/06/2020
H021720	25967/H-9922	CD - AMEGY	100,000.00	0.100	02/17/2021	0.100	100,000.00	100,000.00	100,000.00	100,000.00	02/17/2020
76541VPA9	25359/H-9922	RICHMOND VA GO	350 000 00	5 000	03/01/2021	1 480	356 049 09	357 057 27	358 484 00	359 901 50	03/28/2019
89453PF95	25386/H-9922	TRAVIS CO TX LT GO	155 000 00	5 000	03/01/2021	1 594	157 584 53	158 015 28	158 670 40	159 313 65	04/08/2019
H031020	25968/H-9922	CD - AMEGY	400,000.00	0.100	03/10/2021	0.100	400,000.00	400,000.00	400,000.00	400,000.00	03/10/2020
476772JU3	25345/H-9922	JERSEY VILLAGE TX	585,000.00	3.000	03/15/2021	1.660	589,138.39	589,778.35	593,342.10	594,664.20	03/25/2019
H032220	25983/H-9922	CD - AMEGY	100,000.00	0.040	03/22/2021	0.040	100,000.00	100,000.00	100,000.00	100,000.00	03/22/2020
797400KY3	25924/H-9922	SAN DIEGO CA REGL TRANS	570,000.00	4.000	04/01/2021	0.640	581,116.33	582,704.37	583,292.40	583,434.90	03/04/2020
340200LP7	25884/H-9922	FLORENCE KY UT GO	500,000.00	2.000	06/01/2021	0.901	504,084.69	504,538.54	505,510.00	506,425.00	02/14/2020
736742WL7	25978/H-9922	PORTLAND OR SWR REV	610,000.00	5.000	06/01/2021	0.750	629,320.27	631,466.97	631,453.70	634,082.80	04/09/2020
548210PC1	25982/H-9922	LOWER MAKEFIELD TWP PA	200,000.00	4.000	06/15/2021	1.181	204,402.67	204,867.74	205,316.00	205,928.00	04/09/2020
977123P77	25975/H-9922	WISCONSIN ST TRANSP REV	490,000.00	5.000	07/01/2021	1.201	505,347.46	506,882.21	509,835.20	511,633.50	04/06/2020
4197916R4	25981/H-9922	STATE OF HAWAII UT GO	285,000.00	5.000	08/01/2021	1.140	294,976.87	295,883.86	297,559.95	298,725.60	04/09/2020
2201476R8	26078/H-9922	CORPUS CHRISTI ISD TX UT	1,000,000.00	3.000	08/15/2021	0.141	1,027,293.30	0.00	1,026,930.00	0.00	08/26/2020
346843RZ0	26077/H-9922	FT BEND ISD TX UT GO	570,000.00	4.000	08/15/2021	0.110	591,169.90	0.00	590,947.50	0.00	08/26/2020
03588HQL3	25984/H-9922	ANNE ARUNDEL CO MD LT (100 000 00	5 000	10/01/2021	0 701	104 625 67	104 981 49	105 270 00	105 704 00	04/17/2020
908726CC4	25897/H-9922	UNION TWP NJ UT GO	1,315,000.00	2.000	01/15/2022	0.871	1,335,171.10	1,336,396.07	1,344,022.05	1,346,007.70	02/20/2020
455168GT5	26080/H-9922	INDIANA UNIV REVS	2,825,000.00	3.000	08/01/2022	0.100	2,981,821.02	0.00	2,976,504.75	0.00	08/13/2020
249002ER3	26081/H-9922	DENTON ISD TX UT GO *CA	250,000.00	0.000	08/15/2022	0.180	249,120.00	0.00	248,687.50	0.00	08/17/2020
Fund	9922	COMM HEALTH CHOICE TEXAS, INC	\$32,360,000.00	4.251		0.932	\$32,990,121.77	\$28,218,551.69	\$33,103,963.80	\$28,353,489.35	
	26059/H-9924	TX CLASS - POOL	31,017,222.31	0.318	09/01/2020	0.318	31,017,222.31	31,008,852.73	31,017,222.31	31,008,852.73	07/08/2020
Fund	9924	HCHD CAPITAL ASSETS	\$31,017,222.31	0.318		0.318	\$31,017,222.31	\$31,008,852.73	\$31,017,222.31	\$31,008,852.73	
	23114/I-9995	LONE STAR - POOL	1,924,853.24	0.279	09/01/2020	0.279	1,924,853.24	1,924,397.97	1,924,853.24	1,924,397.97	01/15/2014
	25142/I-9995	TX CLASS - POOL	2,067,955.80	0.318	09/01/2020	0.318	2,067,955.80	2,067,397.79	2,067,955.80	2,067,397.79	11/19/2018
Fund	9995	JUVENILE BOARD	\$3,992,809.04	0.299		0.299	\$3,992,809.04	\$3,991,795.76	\$3,992,809.04	\$3,991,795.76	
	25970/D-9996	LONE STAR - POOL	1,007,298.39	0.279	09/01/2020	0.279	1,007,298.39	1,007,060.14	1,007,298.39	1,007,060.14	03/31/2020
912796XH7	26033/D-9996	US TREASURY BILL	2,000,000.00	0.138	09/03/2020	0.140	1,999,984.67	1,999,747.00	2,000,000.00	1,999,840.00	06/09/2020

Book Value & Market Value Report



Run Date: 9/21/2020 2:57:23PM

As Of Date: 08/31/2020

911 EMERGENCY NETWORK; COMM SUPERVISION & CORR; HOSPITAL DIST; JUV PROBATION; SPORTS & CONVENTION CORP; & SPORTS AUTHORITY

CUSIP	Item Agency-Fund	Security Title	Par/Face Amount	Coupon Rate	Maty Date	Bond Eq Y @ Cost	Book Value 08/31/2020	Book Value 07/31/2020	Market Value 08/31/2020	Market Value 07/31/2020	Purchase Date
89233GJE7	26031/D-9996	TMCC - DISC CP	2,000,000.00	0.260	09/14/2020	0.264	1,999,812.22	1,999,364.44	1,999,920.56	1,999,706.66	06/09/2020
89233GK13	26032/D-9996	TMCC - DISC CP	2,000,000.00	0.300	10/01/2020	0.304	1,999,500.00	1,998,983.33	1,999,816.66	1,999,491.66	06/09/2020
89233GKE5	26040/D-9996	TMCC - DISC CP	2,000,000.00	0.280	10/14/2020	0.284	1,999,331.11	1,998,848.89	1,999,737.22	1,999,383.34	06/18/2020
Fund	9996 COMM SUPV&CORR(TDCJ)		\$9,007,298.39	0.248		0.251	\$9,005,926.39	\$9,004,003.80	\$9,006,772.83	\$9,005,481.80	
Grand Totals			\$1,348,166,941.20	0.465		0.392	\$1,348,567,022.30	\$572,021,219.03	\$1,348,966,860.51	\$572,650,786.01	

SECTION IV

PORTFOLIO PERFORMANCE (BENCHMARK)

PORTFOLIO PERFORMANCE
Fiscal Year 2020-21
June through August 2020
Second Quarter

Average Monthly Yield on Selected U.S. Treasury Maturities

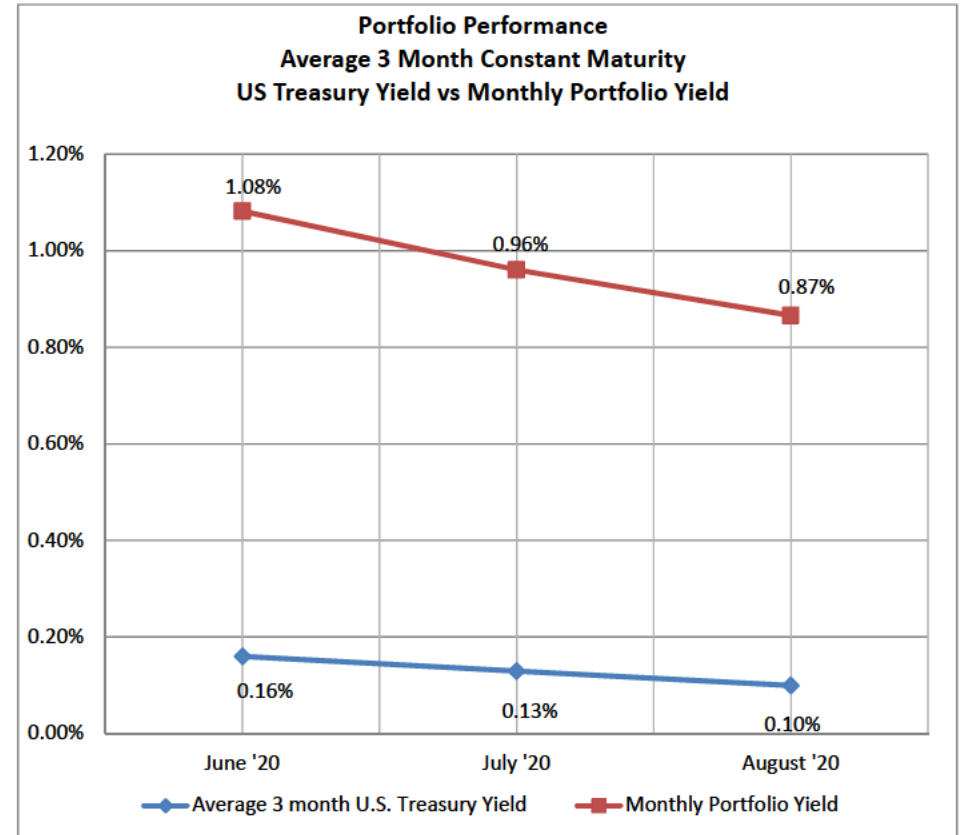
MATURITIES	June '20	July '20	August '20	Quarterly Average
6 MONTH	0.18%	0.14%	0.12%	0.15%
1 YEAR	0.18%	0.15%	0.13%	0.15%
2 YEAR	0.19%	0.15%	0.14%	0.16%
3 YEAR	0.22%	0.17%	0.16%	0.18%
5 YEAR	0.34%	0.28%	0.27%	0.30%
7 YEAR	0.55%	0.46%	0.46%	0.49%
10 YEAR	0.73%	0.62%	0.65%	0.67%

Harris County Investment Portfolio - Maturity Distribution

DAYS	June '20	July '20	August '20	Quarterly Average
0-90	58.57%	59.37%	62.17%	60.04%
91-180	16.23%	16.14%	21.99%	18.12%
181-365	17.52%	16.67%	7.42%	13.87%
>365	7.68%	7.82%	8.41%	7.97%

Harris County Investment Portfolio Averages

	June '20	July '20	August '20	Quarterly Average
Weighted Avg. Mty (Days)	125	119	110	118
Weighted Avg. Portfolio Yield	1.08%	0.96%	0.87%	0.97%

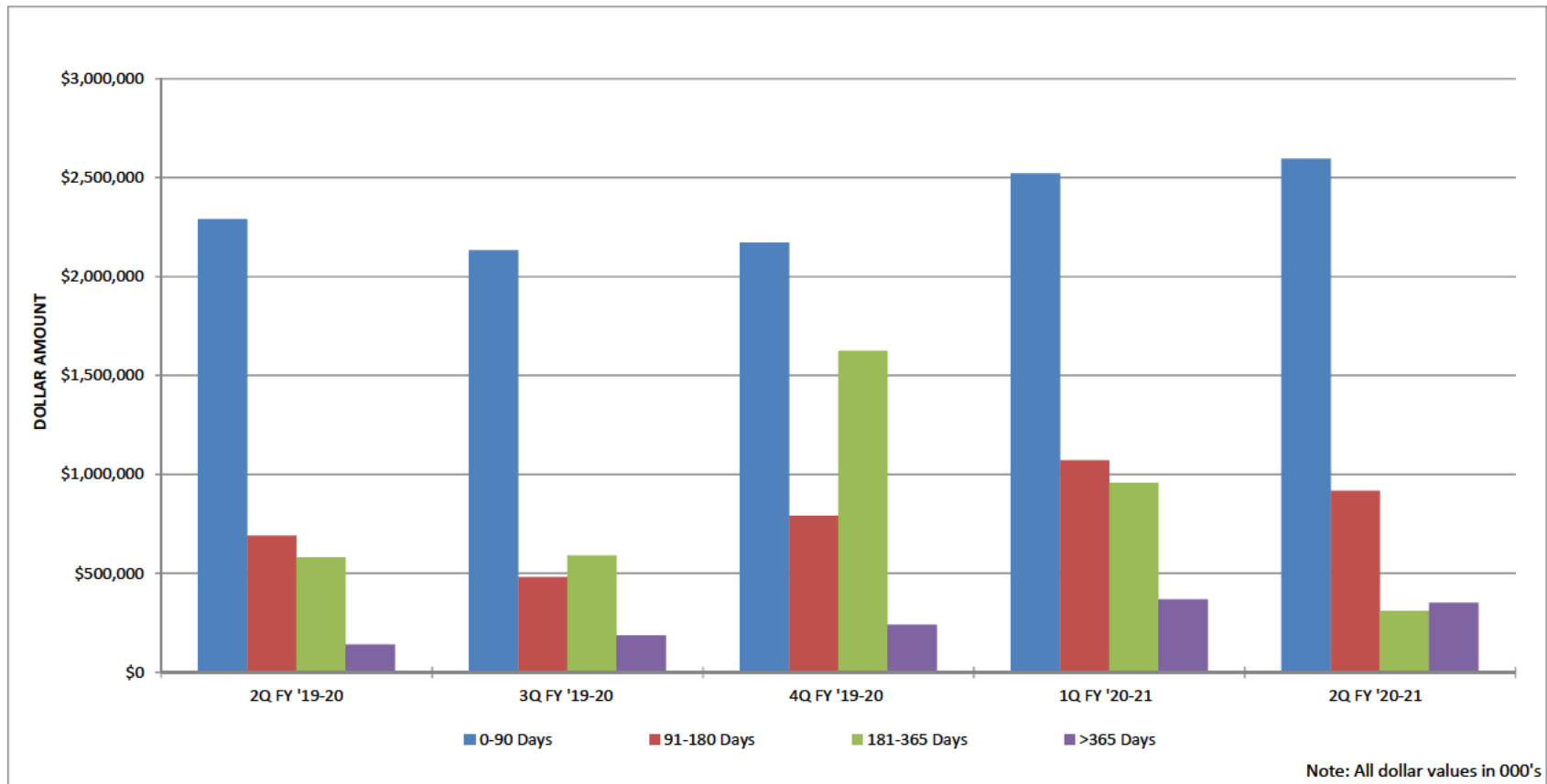


SECTION V

GRAPHS

Total Portfolio Maturity Distribution

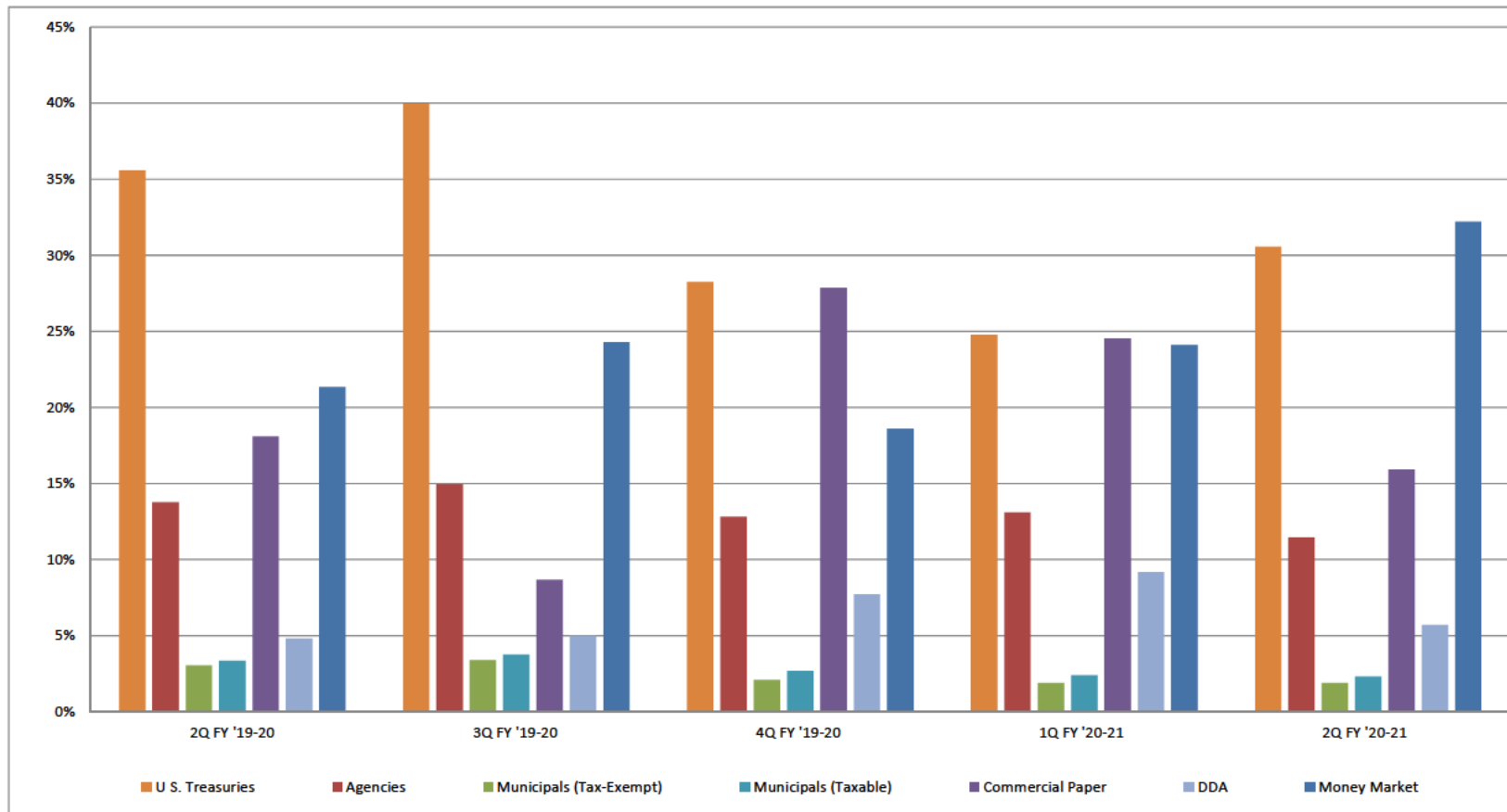
	0-90 Days	91-180 Days	181-365 Days	>365 Days	Total
2Q FY '19-20	\$2,290,738	\$689,644	\$580,081	\$140,505	\$3,700,968
3Q FY '19-20	\$2,132,911	\$481,020	\$591,066	\$186,465	\$3,391,462
4Q FY '19-20	\$2,172,353	\$790,261	\$1,624,948	\$240,785	\$4,828,347
1Q FY '20-21	\$2,521,428	\$1,071,905	\$957,493	\$369,395	\$4,920,221
2Q FY '20-21	\$2,595,165	\$917,935	\$309,865	\$351,205	\$4,174,170



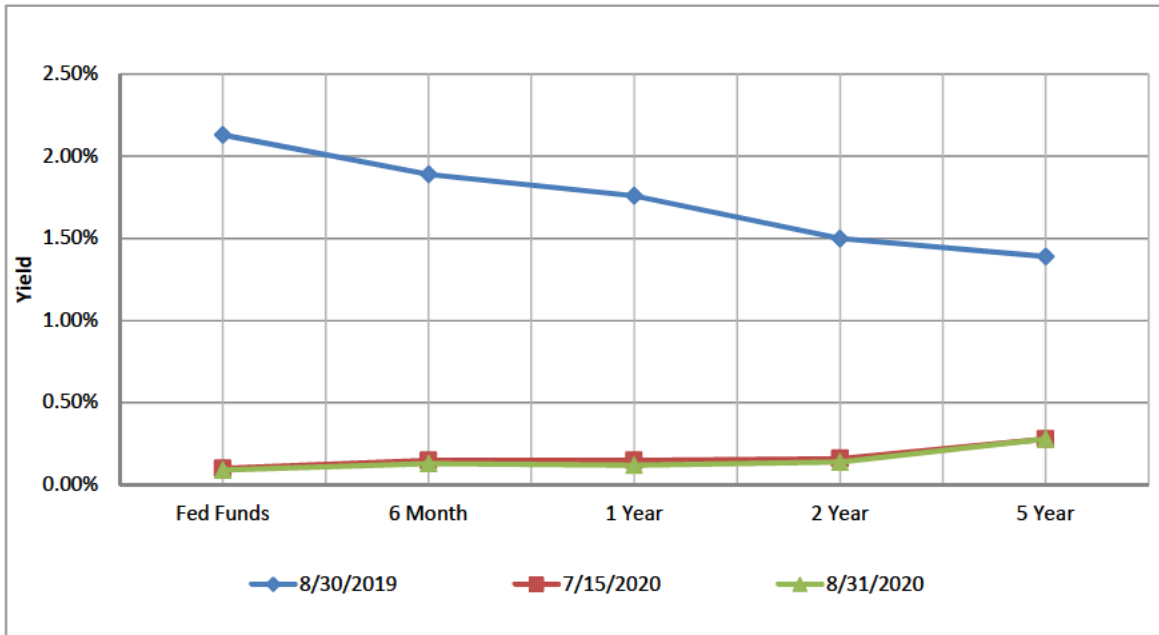
PORTFOLIO SECTOR DISTRIBUTION PERCENTAGES

	U.S. Treasuries	Agencies	Municipals (Tax-Exempt)	Municipals (Taxable)	Commercial Paper	DDA	Money Market	Money Market (Tax-Exempt)
2Q FY '19-20	35.59%	13.77%	3.05%	3.34%	18.10%	4.82%	21.34%	0.00%
3Q FY '19-20	39.97%	14.93%	3.41%	3.76%	8.67%	4.99%	24.27%	0.00%
4Q FY '19-20	28.26%	12.81%	2.10%	2.67%	27.85%	7.71%	18.61%	0.00%
1Q FY '20-21	24.77%	13.09%	1.91%	2.41%	24.52%	9.19%	24.11%	0.00%
2Q FY '20-21	30.55%	11.44%	1.89%	2.30%	15.92%	5.69%	32.21%	0.00%

*Percentages may not total 100 due to rounding.



U.S. Treasury Yield Curve



	U.S. Treasury Yields				
	Fed Funds	6 Month	1 Year	2 Year	5 Year
August 30, 2019	2.13%	1.89%	1.76%	1.50%	1.39%
July 15, 2020	0.10%	0.15%	0.15%	0.16%	0.28%
August 31, 2020	0.09%	0.13%	0.12%	0.14%	0.28%