



QUARTERLY INVESTMENT REPORT

FIRST QUARTER 2025-2026

PREPARED BY:
OFFICE OF MANAGEMENT AND BUDGET
FINANCIAL MANAGEMENT

The report is presented in accordance with the Texas Government Code - Public Funds Investment Act, Section 2256.023. Financial Management certifies that to the best of our knowledge that Harris County is in compliance with the provisions of Government Code 2256 and with the stated policies and strategies of Harris County. Unless otherwise noted, values do not include custodial funds or portfolios of entities with separate investment policies managed by Harris County Office of Management and Budget.

Fahad Gulzar

Interim Deputy Executive Director, OMB

Diana Elizondo

Investment Director

Mark LaRue

Investment Manager

Table of Contents

Section I: Summary of Harris County Portfolio Balances & Characteristics

Section II: Portfolio Yield vs. Benchmark Treasury

Section III: Current Portfolio Holdings & Quarterly Income

Section IV: Summary of Other Entities' Portfolios

Section V: Financial Advisor Quarterly Compliance Check

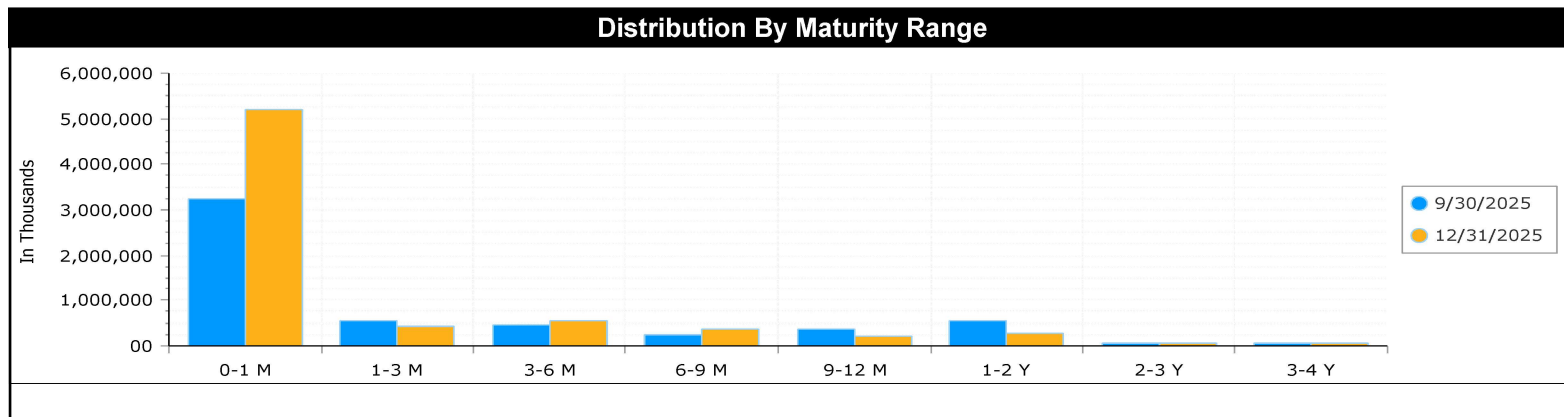
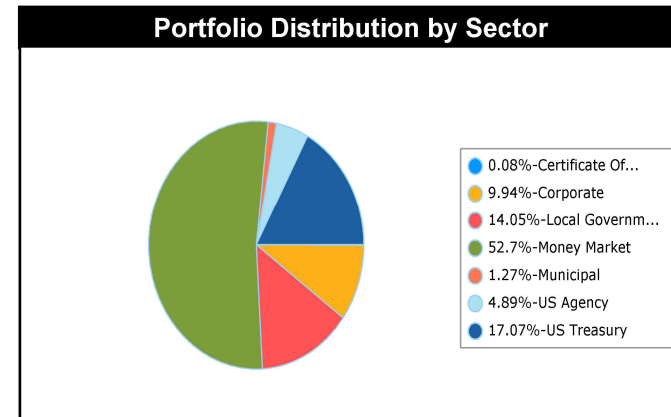


Summary of Harris County Portfolio Balances & Characteristics

September 30, 2025 through December 31, 2025

Book & Market Value Comparison							
Month	Market Value	Book Value	Unrealized Gain/Loss	YTM @ Cost	YTM @ Market	Duration	Days To Maturity
Beginning	5,541,272,176.23	5,539,511,099.86	1,761,076.37	3.94	3.79	0.34	124
10/31/2025*	5,344,083,303.56	5,342,383,185.47	1,700,118.09	3.95	3.72	0.37	136
11/30/2025*	5,087,082,024.19	5,085,405,460.21	1,676,563.98	3.87	3.60	0.31	114
12/31/2025*	7,160,388,755.23	7,158,003,821.42	2,384,933.81	3.47	3.36	0.21	78
Average*	5,863,851,360.99	5,861,930,822.37	1,972,049.61	3.73	3.54	0.29	106

Quarterly Investment Income By Sector		
	Ending BV + Accrued Interest	Investment Income-BV
Certificate of Deposit	\$5,496,464.41	\$53,763.32
Corporate	\$1,140,228,195.03	\$11,762,701.77
Local Government Investment Pool	\$1,005,458,588.07	\$8,509,576.90
Money Market*	\$3,337,184,784.93	\$10,737,932.82
Municipal	\$92,600,302.95	\$709,532.02
US Agency	\$353,171,902.02	\$6,039,554.78
US Treasury	\$1,233,660,645.46	\$13,759,236.78
Total*	\$7,167,800,882.87	\$51,572,298.39

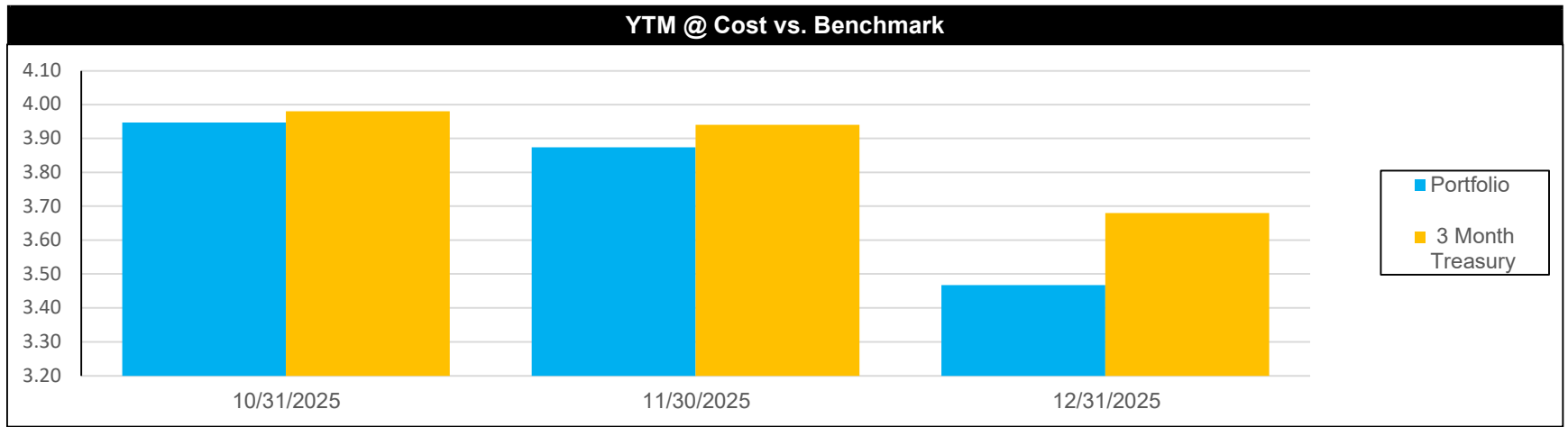




Portfolio Yield vs. Benchmark Treasury

September 30, 2025 through December 31, 2025

Month	Beginning BV + Accrued Interest	Interest Earned During Period-BV	Realized Gain/Loss-BV	Investment Income-BV	Average Capital Base-BV	YTM @ Cost	3 Month Treasury
Beginning	5,784,790,925.54				5,601,394,534.47		
10/31/2025*	5,552,219,059.49	18,111,406.26	1,250.00	18,112,656.26	5,515,247,354.67	3.95	3.98
11/30/2025*	5,356,082,628.22	16,511,636.10	0.00	16,511,636.10	5,257,697,140.33	3.87	3.94
12/31/2025*	5,095,685,159.77	16,949,966.49	-1,960.46	16,948,006.03	5,078,811,965.29	3.47	3.68
Total/Average*	5,334,662,282.49	51,573,008.85	-710.46	51,572,298.39	5,283,918,820.10	3.73	3.87





Current County Portfolio Holdings & Quarterly Earnings

Begin Date: 9/30/2025, End Date: 12/31/2025

Description	CUSIP/Ticker	Ending Face Amount/Shares	Beginning MV	Ending MV	Ending BV	Investment Income-BV	Ending YTM @ Cost	Maturity Date
A2157 DA - US Justice Fed Forf Assets								
A2157 HC DAO - US Justice Fed Forf Assets MM	D8655-JPM	241,603.52	239,833.01	241,603.52	241,603.52	1,770.51	2.650	N/A
Sub Total/Average A2157 DA - US Justice Fed Forf Assets		241,603.52	239,833.01	241,603.52	241,603.52	1,770.51	2.650	
A2163 DA - Ch 59 State Forf Assets								
A2163 HC DAO - Ch 59 State Forf Assets MM	D7152-JPM	3,589,352.19	3,446,420.54	3,589,352.19	3,589,352.19	26,477.16	2.650	N/A
Sub Total/Average A2163 DA - Ch 59 State Forf Assets		3,589,352.19	3,446,420.54	3,589,352.19	3,589,352.19	26,477.16	2.650	
A2164 DA - US Treas Fed Forf Assets								
A2164 HC DAO - US Tsy Fed Forf Assets MM	D8960-JPM	98,493.43	99,173.53	98,493.43	98,493.43	724.44	2.650	N/A
Sub Total/Average A2164 DA - US Treas Fed Forf Assets		98,493.43	99,173.53	98,493.43	98,493.43	724.44	2.650	
A5101 DA - Cadence DDA								
A5101 DA Forfeiture Master Escrow MM	CADE-D0240	185.66	175.66	185.66	185.66	0.00	0.000	N/A
Sub Total/Average A5101 DA - Cadence DDA		185.66	175.66	185.66	185.66	0.00	0.000	
A5102 DA - Fraud & Restitution Fee								
A5102 HC DAO - Fraud & Restitution Fee MM	D0635-JPM	53,792.46	73,521.19	53,792.46	53,792.46	437.35	2.650	N/A
Sub Total/Average A5102 DA - Fraud & Restitution Fee		53,792.46	73,521.19	53,792.46	53,792.46	437.35	2.650	
A5103 DA - DA Victim Witness Rest								
A5103 HC DAO - Victim Witness Rest MM	D0759-JPM	674,118.67	578,057.89	674,118.67	674,118.67	4,604.47	2.650	N/A
Sub Total/Average A5103 DA - DA Victim Witness Rest		674,118.67	578,057.89	674,118.67	674,118.67	4,604.47	2.650	
A5104 DA - Administration								
A5104 HC DAO - Administration MM	D0791-JPM	551,476.35	547,435.05	551,476.35	551,476.35	4,041.30	2.650	N/A
Sub Total/Average A5104 DA - Administration		551,476.35	547,435.05	551,476.35	551,476.35	4,041.30	2.650	
A5105 DA - Human Trafficking Forfeiture								
A5105 DA- Human Trafficking ForfMM	D9390-JPM	113,914.97	72,863.34	113,914.97	113,914.97	724.26	2.650	N/A

Description	CUSIP/Ticker	Ending Face Amount/Shares	Beginning MV	Ending MV	Ending BV	Investment Income-BV	Ending YTM @ Cost	Maturity Date
Sub Total/Average A5105 DA - Human Trafficking Forfeiture		113,914.97	72,863.34	113,914.97	113,914.97	724.26	2.650	
A5106 DA - Special Crimes								
A5106 HC DAO - Special Crimes MM	D0890-JPM	5,000.00	5,000.00	5,000.00	5,000.00	0.00	0.000	N/A
Sub Total/Average A5106 DA - Special Crimes		5,000.00	5,000.00	5,000.00	5,000.00	0.00	0.000	
A5107 DA -Witness Fund								
A5101 HC DAO - Witness Fund MM	D0833-JPM	115,438.55	84,577.91	115,438.55	115,438.55	637.28	2.650	N/A
Sub Total/Average A5107 DA -Witness Fund		115,438.55	84,577.91	115,438.55	115,438.55	637.28	2.650	
A5902 DA - Gambling Proceeds								
A5902 HC DAO - Gambling Proceeds MM	D0991-JPM	1,650,722.10	1,540,015.38	1,650,722.10	1,650,722.10	11,979.32	2.650	N/A
Sub Total/Average A5902 DA - Gambling Proceeds		1,650,722.10	1,540,015.38	1,650,722.10	1,650,722.10	11,979.32	2.650	
A5903 DA - Hot Check Fees								
A5903 HC DAO - Hot Check Fee Fund MM	D1676-JPM	91,976.11	89,573.35	91,976.11	91,976.11	668.78	2.650	N/A
Sub Total/Average A5903 DA - Hot Check Fees		91,976.11	89,573.35	91,976.11	91,976.11	668.78	2.650	
B5001 Toll Road - CP Ser E-1 Project								
B5001 HCTRA - CP Ser E-1 Project MM	D0022-JPM	513.71	1,044.69	513.71	513.71	5.08	2.650	N/A
LoneStar B5001 LGIP	LONESTARB5001	394,670.75	397,593.95	394,670.75	394,670.75	4,076.80	3.936	N/A
Sub Total/Average B5001 Toll Road - CP Ser E-1 Project		395,184.46	398,638.64	395,184.46	395,184.46	4,081.88	3.935	
B5002 Toll Road - CP Ser E-2 Project								
B5002 HCTRA - CP Ser E-2 Project MM	D0139-JPM	5,612.79	3,795.88	5,612.79	5,612.79	29.11	2.650	N/A
LoneStar B5002 LGIP	LONESTARB5002	1,330,684.14	1,666,163.59	1,330,684.14	1,330,684.14	15,520.55	3.936	N/A
SLGS Demand Deposit B5002 MM	SLGSB5002	9,196,522.86	9,129,423.43	9,196,522.86	9,196,522.86	67,099.43	2.800	N/A
Sub Total/Average B5002 Toll Road - CP Ser E-2 Project		10,532,819.79	10,799,382.90	10,532,819.79	10,532,819.79	82,649.09	2.943	
B5160 Toll Road - Ser 2002 Project								
B5160 HCTRA - Ser 2002 Project MM	D0212-JPM	77,869.29	94,009.00	77,869.29	77,869.29	615.11	2.650	N/A
TexasCLASS B5160 LGIP	TXCLASSB5160	142,421.30	140,951.12	142,421.30	142,421.30	1,470.18	3.929	N/A
Sub Total/Average B5160 Toll Road - Ser 2002 Project		220,290.59	234,960.12	220,290.59	220,290.59	2,085.29	3.477	
B5300 Toll Road - Ser 2008B Project								
B5300 HCTRA - Ser 2008B Project MM	D9893-JPM	603.23	685.41	603.23	603.23	5.16	2.650	N/A
LoneStar B5300 LGIP	LONESTARB5300	2,632,591.15	2,613,490.55	2,632,591.15	2,632,591.15	27,100.60	3.936	N/A

Description	CUSIP/Ticker	Ending Face Amount/Shares	Beginning MV	Ending MV	Ending BV	Investment Income-BV	Ending YTM @ Cost	Maturity Date
Sub Total/Average B5300 Toll Road - Ser 2008B Project		2,633,194.38	2,614,175.96	2,633,194.38	2,633,194.38	27,105.76	3.936	
B5410 Toll Road - Ser 2009A Project								
B5410 HCTRA - Ser 2009A Project MM	D0717-JPM	818.56	413.57	818.56	818.56	5.88	2.650	N/A
LOGIC B5410 LGIP	LOGICB5410	150,359.87	154,798.62	150,359.87	150,359.87	1,561.25	3.945	N/A
Sub Total/Average B5410 Toll Road - Ser 2009A Project		151,178.43	155,212.19	151,178.43	151,178.43	1,567.13	3.938	
B5850 Toll Road - Ser 2009C Project								
B5850 HCTRA - Ser 2009C Project MM	D0527-JPM	1,978,667.31	2,136,171.70	1,978,667.31	1,978,667.31	14,991.44	2.650	N/A
LOGIC B5850 LGIP	LOGICB5850	2,323,955.71	2,300,136.90	2,323,955.71	2,323,955.71	23,818.81	3.945	N/A
LoneStar B5850 LGIP	LONESTARB5850	0.05	0.05	0.05	0.05	0.00	3.936	N/A
Sub Total/Average B5850 Toll Road - Ser 2009C Project		4,302,623.07	4,436,308.65	4,302,623.07	4,302,623.07	38,810.25	3.349	
B5900 Toll Road - Ser 2018A Project								
B5900 HCTRA - Ser 2018A Project MM	D0899-JPM	5,071,152.32	586,062.35	5,071,152.32	5,071,152.32	31,482.74	2.650	N/A
LoneStar B5900 LGIP	LONESTARB5900	3,347,282.97	3,312,893.03	3,347,282.97	3,347,282.97	34,389.94	3.936	N/A
SLGS Demand Deposit B5900 MM	SLGSB5900	0.00	5,181,272.09	0.00	0.00	8,491.15		N/A
Sub Total/Average B5900 Toll Road - Ser 2018A Project		8,418,435.29	9,080,227.47	8,418,435.29	8,418,435.29	74,363.83	3.161	
B5920 Toll Road - Cost of Issuance								
B5920 HCTRA Cost of Issuance MM	D9821-JPM	813,624.87	15.19	813,624.87	813,624.87	1,689.52	2.650	N/A
Sub Total/Average B5920 Toll Road - Cost of Issuance		813,624.87	15.19	813,624.87	813,624.87	1,689.52	2.650	
B5921 Toll Road - 2021 Project Fund								
B5921 HCTRA - 2021 Proj Fd MM	D0295-JPM	180,031.59	370,222.25	180,031.59	180,031.59	1,878.48	2.650	N/A
SLGS Demand Deposit B5921 MM	SLGSB5921	6,263,223.98	6,217,526.44	6,263,223.98	6,263,223.98	45,697.54	2.800	N/A
TexasCLASS B5921 LGIP	TXCLASSB5921	761.88	754.03	761.88	761.88	7.85	3.929	N/A
Sub Total/Average B5921 Toll Road - 2021 Project Fund		6,444,017.45	6,588,502.72	6,444,017.45	6,444,017.45	47,583.87	2.796	
B5923 Toll Road - CP Series K Project								
B5923 Toll Road - Series K ProjectMM	D8290-JPM	81,089.02	72,621.51	81,089.02	81,089.02	3,474.81	2.650	N/A
Sub Total/Average B5923 Toll Road - CP Series K Project		81,089.02	72,621.51	81,089.02	81,089.02	3,474.81	2.650	
B5925 Toll Road - CP Ser K-2								
B5925 HCTRA Ser K2 CP MM	D0926-JPM	97,542.89	69,098.01	97,542.89	97,542.89	1,165.01	2.650	N/A
Sub Total/Average B5925 Toll Road - CP Ser K-2		97,542.89	69,098.01	97,542.89	97,542.89	1,165.01	2.650	

Description	CUSIP/Ticker	Ending Face Amount/Shares	Beginning MV	Ending MV	Ending BV	Investment Income-BV	Ending YTM @ Cost	Maturity Date
B5926 Toll Road - 2024A First Ln Constr								
B5926 Toll Road - 2024A First Ln Constr MM	D9771-JPM	50,620.52	56,231.73	50,620.52	50,620.52	15,209.52	2.650	N/A
B5926 US Bank Open CP MM	OPENCPB5926	33,004,498.73	93,750.00	33,004,498.73	33,004,498.73	417,590.19	3.250	N/A
EXXON MOBIL CORP 0 1/23/2026	30229BAP2	30,000,000.00	0.00	29,935,800.00	29,932,247.55	36,955.88	3.603	1/23/2026
EXXON MOBIL CORP 0 2/13/2026	30229BBD8	30,000,000.00	0.00	29,869,200.00	29,869,749.09	36,349.09	3.590	2/13/2026
FHLB 4.25 12/30/2026-25	3130B7M76	0.00	53,926,020.00	0.00	0.00	369,750.00		12/30/2026
FHLB 4.27 12/30/2026-25	3130B7JP0	0.00	49,961,000.00	0.00	0.00	332,111.11		12/30/2026
FHLB 4.285 3/19/2027-25	3130B7JX3	0.00	49,950,500.00	0.00	0.00	291,618.05		3/19/2027
FHLMC 4 8/28/2026-25	3134HBH20	43,000,000.00	42,950,550.00	42,981,510.00	42,980,918.04	442,123.14	4.071	8/28/2026
FHLMC 4.205 12/31/2027-26	3134HBJ69	50,000,000.00	50,002,500.00	49,989,000.00	50,000,000.00	531,465.28	4.205	12/31/2027
LOGIC B5926 LGIP	LOGICB5926	25,790,054.18	70,611,436.26	25,790,054.18	25,790,054.18	468,617.92	3.945	N/A
NORDDEUTSCHE LANDSBK NY 0 5/21/2026	65558NEM6	25,000,000.00	0.00	24,635,250.00	24,632,953.27	20,974.10	3.809	5/21/2026
SUMITOMO MIT/SINGAPORE 0 12/31/2025	86564YZX3	0.00	29,692,800.00	0.00	0.00	321,555.16		12/31/2025
T-Bill 0 4/23/2026	912797SM0	25,000,000.00	0.00	24,727,750.00	24,725,935.76	0.00	3.580	4/23/2026
T-Note 0.375 9/30/2027	91282CAL5	50,000,000.00	46,904,500.00	47,392,500.00	47,216,033.38	449,470.05	3.718	9/30/2027
T-Note 0.75 4/30/2026	91282CBW0	10,000,000.00	9,824,800.00	9,908,300.00	9,895,724.24	99,572.61	4.002	4/30/2026
T-Note 0.75 5/31/2026	91282CCF6	10,000,000.00	9,799,400.00	9,884,900.00	9,869,477.37	98,941.24	3.994	5/31/2026
T-Note 0.875 6/30/2026	91282CCJ8	10,000,000.00	9,787,000.00	9,869,900.00	9,851,464.84	97,792.96	3.955	6/30/2026
T-Note 0.875 6/30/2026	91282CCJ8	15,000,000.00	0.00	14,804,850.00	14,805,331.62	11,505.19	3.519	6/30/2026
T-Note 3.25 6/30/2027	91282CEW7	50,000,000.00	49,676,000.00	49,828,000.00	49,642,042.31	466,675.89	3.748	6/30/2027
TORONTO DOMINION BANK 0 3/23/2026	89119BCP9	30,000,000.00	0.00	29,747,400.00	29,740,650.00	28,816.67	3.837	3/23/2026
Sub Total/Average B5926 Toll Road - 2024A First Ln Constr		436,845,173.43	473,236,487.99	432,419,533.43	432,007,700.90	4,537,094.05	3.791	
B5927 Toll Road - Change Fund								
B5927 HCTRA Master Change Fund MM	D8445-AMEGY	159,010.00	157,550.00	159,010.00	159,010.00	0.00	0.000	N/A
Sub Total/Average B5927 Toll Road - Change Fund		159,010.00	157,550.00	159,010.00	159,010.00	0.00	0.000	
B5928 Toll Road - Petty Cash								
B5928 Toll Road - Petty Cash MM	D0827-JPM	750.00	750.00	750.00	750.00	0.00	0.000	N/A
Sub Total/Average B5928 Toll Road - Petty Cash		750.00	750.00	750.00	750.00	0.00	0.000	
B8573 Toll Road - Revenue								
B8573 HCTRA - Revenue MM	D9802-JPM	1,004,645.33	5,837,240.50	1,004,645.33	1,004,645.33	14,430.79	2.650	N/A
B8573 HCTRA Amegy CustodialMM	D8879-AMEGY	48,413,159.77	42,973,468.36	48,413,159.77	48,413,159.77	382,440.10	3.250	N/A
B8573 HCTRA Revenue Sweep MM	M2963-OGVXX	171,958,906.82	0.00	171,958,906.82	171,958,906.82	1,565,790.69	3.680	N/A
B8573 HCTRA Revenue Sweep MM	M9802-OGVXX	0.00	155,833,590.85	0.00	0.00	95,463.56		N/A
B8573 US Bank Open CP MM	OPENCPB8573	104,088,371.13	418,827,114.48	104,088,371.13	104,088,371.13	1,199,900.93	3.250	N/A
BARCLAYS CAPITAL INC 0 11/28/2025	06743UYU0	0.00	59,606,400.00	0.00	0.00	418,320.11		11/28/2025
BARCLAYS US CCP 0 1/20/2026	06741EAL4	70,000,000.00	0.00	69,871,900.00	69,850,698.74	612,920.96	4.044	1/20/2026

Description	CUSIP/Ticker	Ending Face Amount/Shares	Beginning MV	Ending MV	Ending BV	Investment Income-BV	Ending YTM @ Cost	Maturity Date
BARCLAYS US CCP 0 12/1/2025	06741FZ18	0.00	0.00	0.00	0.00	780,866.67		12/1/2025
EXXON MOBIL CORP 0 1/26/2026	30229BAS6	50,000,000.00	0.00	49,877,500.00	49,864,161.04	266,244.37	3.891	1/26/2026
EXXON MOBIL CORP 0 1/5/2026	30229BA56	50,000,000.00	0.00	49,985,000.00	49,978,094.34	268,344.34	3.893	1/5/2026
FFCB 4.44 4/30/2029-26	3133ETEX1	32,000,000.00	32,055,680.00	32,048,320.00	32,000,000.00	355,200.00	4.440	4/30/2029
FHLB 4 6/9/2028	3130AWC24	8,000,000.00	8,073,360.00	8,089,440.00	7,938,449.02	87,244.32	4.353	6/9/2028
FHLB 4.33 8/7/2026-25	3130B66W1	0.00	99,924,000.00	0.00	0.00	445,027.78		8/7/2026
LoneStar B8573 LGIP	LONESTARB8573	90,420,075.15	19,845,175.36	90,420,075.15	90,420,075.15	574,899.79	3.936	N/A
NORDDEUTSCHE LANDESBK NY 0 5/21/2026	65558NEM6	60,000,000.00	0.00	59,124,600.00	59,119,087.84	50,337.84	3.809	5/21/2026
OREGON ST LOTTERY REV 3.131 4/1/2026	68607V3K9	1,000,000.00	996,380.00	998,560.00	1,000,000.00	7,914.47	3.131	4/1/2026
SUMITOMO MIT/SINGAPORE 0 12/31/2025	86564YZX3	0.00	0.00	0.00	0.00	637,777.78		12/31/2025
T-Bill 0 11/27/2026	912797SU2	60,000,000.00	0.00	58,159,200.00	58,139,929.21	50,729.21	3.531	11/27/2026
T-Bill 0 12/11/2025	912797QY6	0.00	0.00	0.00	0.00	325,955.56		12/11/2025
T-Bill 0 2/19/2026	912797PM3	60,500,000.00	59,614,280.00	60,212,625.00	60,175,185.26	609,856.25	4.136	2/19/2026
T-Bill 0 2/26/2026	912797RU3	70,000,000.00	0.00	69,616,400.00	69,593,423.63	559,042.52	3.810	2/26/2026
TEXAS A&M UNIV REV 2.9 7/1/2027-25	8821173E2	4,195,000.00	4,135,556.85	4,154,434.35	4,132,408.58	41,278.94	3.990	7/1/2027
TexasCLASS B8573 LGIP	TXCLASSB8573	50,647,453.99	50,124,632.99	50,647,453.99	50,647,453.99	522,821.00	3.929	N/A
T-Note 1.5 8/15/2026	9128282A7	60,000,000.00	0.00	59,242,200.00	59,257,031.25	0.00	3.518	8/15/2026
T-Note 1.625 5/15/2026	912828R36	80,000,000.00	0.00	79,437,600.00	79,392,713.27	623,667.51	3.710	5/15/2026
T-Note 2.25 11/15/2025	912828M56	0.00	22,951,470.00	0.00	0.00	119,946.07		11/15/2025
T-Note 3.75 4/15/2026	91282CGV7	23,000,000.00	22,989,650.00	23,010,810.00	22,970,337.30	244,040.36	4.214	4/15/2026
T-Note 5 10/31/2025	91282CJE2	0.00	15,009,450.00	0.00	0.00	56,120.20		10/31/2025
TORONTO DOMINION BANK 0 3/23/2026	89119BCP9	60,000,000.00	0.00	59,494,800.00	59,481,300.00	57,633.33	3.837	3/23/2026
Sub Total/Average B8573 Toll Road - Revenue		1,155,227,612.19	1,018,797,449.39	1,149,856,001.54	1,149,425,431.67	10,974,215.45	3.763	
B8577 Toll Road - Renewal & Repl								
B8577 HCTRA - Renewal & Repl MM	D0659-JPM	1,001,234.20	0.00	1,001,234.20	1,001,234.20	1,234.20	2.650	N/A
B8577 HCTRA Renew and Repl Sweep MM	M0659-MJGXX	0.00	24,887,516.30	0.00	0.00	16,779.43		N/A
B8577 HCTRA Renewal and Repl Sweep MM	*M2998-OGVXX	4,600,622.73	0.00	4,600,622.73	4,600,622.73	6,269.88	3.275	N/A
B8577 US Bank Open CP MM	OPENCPB8577	15,624,505.77	38,849,096.19	15,624,505.77	15,624,505.77	171,761.86	3.250	N/A
BARCLAYS CAPITAL INC 0 10/31/2025	06743UXX5	0.00	5,979,540.00	0.00	0.00	21,648.40		10/31/2025
BARCLAYS US CCP 0 1/16/2026	06741EAG5	5,000,000.00	0.00	4,992,850.00	4,991,574.07	42,129.63	4.041	1/16/2026
FFCB 3.5 10/15/2027	3133ETG76	16,000,000.00	0.00	15,997,440.00	16,004,286.63	109,971.07	3.484	10/15/2027
FFCB 4.44 4/30/2029-26	3133ETEX1	6,000,000.00	6,010,440.00	6,009,060.00	6,000,000.00	66,600.00	4.440	4/30/2029
FFCB 4.5 3/26/2027	3133EP6K6	3,000,000.00	3,035,250.00	3,035,370.00	3,001,982.70	33,718.74	4.442	3/26/2027
FHLB 3 3/10/2028	313382GT4	6,000,000.00	5,911,380.00	5,936,940.00	5,819,398.10	66,269.22	4.527	3/10/2028
FHLB 3.8 9/30/2027-26	3130B8AW2	4,000,000.00	0.00	4,000,760.00	4,000,000.00	29,555.56	3.800	9/30/2027
FHLB 3.935 1/29/2027-26	3130B8MK5	2,000,000.00	0.00	2,000,300.00	2,000,000.00	9,400.28	3.935	1/29/2027
FHLB 3.95 12/15/2026-25	3130B7TL8	5,000,000.00	4,993,500.00	4,998,600.00	5,000,000.00	49,923.62	3.950	12/15/2026
FHLB 4 6/15/2027-25	3130B7TF1	0.00	3,991,360.00	0.00	0.00	33,333.34		6/15/2027

Description	CUSIP/Ticker	Ending Face Amount/Shares	Beginning MV	Ending MV	Ending BV	Investment Income-BV	Ending YTM @ Cost	Maturity Date
FHLB 4.44 7/30/2026-25	3130B6PG5	0.00	2,999,400.00	0.00	0.00	3,330.00		7/30/2026
FHLMC 0.58 4/15/2026	3134GWZC3	3,000,000.00	2,947,560.00	2,973,570.00	2,969,589.73	31,043.52	4.315	4/15/2026
FHLMC 3.68 11/30/2026-26	3134HB2K6	2,000,000.00	0.00	1,999,300.00	2,000,000.00	14,106.67	3.680	11/30/2026
FHLMC 4 8/28/2026-25	3134HBH20	3,000,000.00	2,996,550.00	2,998,710.00	2,998,668.70	30,845.80	4.071	8/28/2026
FHLMC 4.6 12/10/2027-25	3134HBAX9	0.00	3,000,960.00	0.00	0.00	24,681.94		12/10/2027
LOGIC B8577 LGIP	LOGICB8577	2,840,748.37	2,995,720.76	2,840,748.37	2,840,748.37	30,027.61	3.945	N/A
T-Bill 0 11/13/2025	912797QQ3	0.00	3,284,160.00	0.00	0.00	16,359.96		11/13/2025
T-Bill 0 12/30/2025	912797RZ2	0.00	0.00	0.00	0.00	15,091.15		12/30/2025
T-Bill 0 5/14/2026	912797QN0	3,000,000.00	2,931,930.00	2,961,540.00	2,956,183.14	30,309.41	4.128	5/14/2026
T-Bill 0 9/3/2026	912797RS8	6,000,000.00	0.00	5,863,260.00	5,858,667.02	44,418.94	3.610	9/3/2026
T-Note 0.75 5/31/2026	91282CCF6	3,000,000.00	2,939,820.00	2,965,470.00	2,954,084.21	33,641.39	4.720	5/31/2026
T-Note 0.875 6/30/2026	91282CCJ8	2,600,000.00	2,544,620.00	2,566,174.00	2,561,380.86	25,426.17	3.955	6/30/2026
T-Note 1.125 10/31/2026	91282CDG3	4,000,000.00	3,890,800.00	3,919,520.00	3,902,645.25	40,933.49	4.262	10/31/2026
T-Note 1.25 9/30/2028	91282CCY5	2,000,000.00	1,865,460.00	1,881,320.00	1,832,617.66	21,656.50	4.700	9/30/2028
T-Note 1.375 10/31/2028	91282CDF5	2,000,000.00	1,868,900.00	1,884,220.00	1,844,758.94	20,749.77	4.459	10/31/2028
T-Note 1.875 2/28/2027	91282CEC1	2,000,000.00	0.00	1,963,040.00	1,963,568.81	14,228.77	3.490	2/28/2027
T-Note 2.25 3/31/2026	9128286L9	3,000,000.00	2,976,810.00	2,990,130.00	2,981,716.40	35,750.34	4.905	3/31/2026
T-Note 2.25 8/15/2027	9128282R0	2,000,000.00	1,950,400.00	1,961,100.00	1,938,289.51	20,856.37	4.318	8/15/2027
T-Note 2.375 4/30/2026	9128286S4	3,000,000.00	2,975,250.00	2,988,780.00	2,976,896.24	35,721.15	4.893	4/30/2026
T-Note 2.5 2/28/2026	9128286F2	3,000,000.00	2,982,600.00	2,994,150.00	2,989,046.08	36,141.46	4.918	2/28/2026
T-Note 2.75 4/30/2027	91282CEN7	4,000,000.00	0.00	3,961,240.00	3,963,472.72	28,380.91	3.460	4/30/2027
T-Note 2.75 7/31/2027	91282CFB2	5,000,000.00	4,921,900.00	4,943,550.00	4,914,354.33	48,030.81	3.941	7/31/2027
T-Note 3.125 8/31/2027	91282CFH9	4,000,000.00	0.00	3,977,040.00	3,978,177.54	27,069.11	3.465	8/31/2027
T-Note 3.25 6/30/2027	91282CEW7	3,000,000.00	2,980,560.00	2,989,680.00	2,953,349.49	32,235.52	4.390	6/30/2027
T-Note 3.5 4/30/2028	91282CHA2	20,500,000.00	0.00	20,496,720.00	20,525,838.65	140,163.02	3.443	4/30/2028
T-Note 3.875 1/15/2026	91282CGE5	6,000,000.00	5,998,200.00	6,000,240.00	5,998,436.33	68,400.57	4.585	1/15/2026
T-Note 4 1/15/2027	91282CJT9	3,000,000.00	3,011,250.00	3,014,400.00	2,991,591.99	32,040.99	4.287	1/15/2027
T-Note 4 1/31/2029	91282CJW2	4,000,000.00	4,043,280.00	4,050,920.00	3,979,490.16	41,675.76	4.186	1/31/2029
T-Note 4 12/15/2025	91282CGA3	0.00	3,000,090.00	0.00	0.00	31,005.85		12/15/2025
T-Note 4.125 2/15/2027	91282CKA8	3,500,000.00	3,520,230.00	3,522,960.00	3,500,078.07	36,076.22	4.122	2/15/2027
T-Note 4.125 6/15/2026	91282CHH7	3,000,000.00	3,006,960.00	3,008,340.00	2,999,474.24	31,427.67	4.165	6/15/2026
T-Note 4.25 1/31/2026	91282CJV4	3,000,000.00	3,002,100.00	3,001,200.00	3,000,131.43	31,471.97	4.190	1/31/2026
T-Note 4.25 10/15/2025	91282CFP1	0.00	3,000,000.00	0.00	0.00	5,132.98		10/15/2025
T-Note 4.375 12/15/2026	91282CJP7	3,000,000.00	3,023,430.00	3,023,520.00	2,994,102.82	34,582.35	4.595	12/15/2026
T-Note 4.375 8/15/2026	91282CHU8	3,000,000.00	3,015,600.00	3,014,190.00	2,997,306.16	33,909.11	4.527	8/15/2026
T-Note 4.5 11/15/2025	91282CFW6	0.00	3,001,290.00	0.00	0.00	19,061.70		11/15/2025
T-Note 4.5 4/15/2027	91282CKJ9	3,000,000.00	3,037,020.00	3,036,930.00	3,013,793.28	31,384.76	4.121	4/15/2027
T-Note 4.5 7/15/2026	91282CHM6	3,000,000.00	3,016,710.00	3,015,390.00	3,000,758.23	33,392.27	4.448	7/15/2026
T-Note 4.625 11/15/2026	91282CJK8	3,000,000.00	3,029,190.00	3,026,820.00	3,003,699.59	33,904.65	4.471	11/15/2026

Description	CUSIP/Ticker	Ending Face Amount/Shares	Beginning MV	Ending MV	Ending BV	Investment Income-BV	Ending YTM @ Cost	Maturity Date
T-Note 4.625 3/15/2026	91282CGR6	3,000,000.00	3,010,050.00	3,005,610.00	3,003,262.10	31,151.29	4.064	3/15/2026
Sub Total/Average B8577 Toll Road - Renewal & Repl*		191,667,111.07	196,426,883.25	191,037,465.07	190,429,782.25	1,954,413.15	3.948	
C1005 HC County - Depository DDA								
C1005 - HC CAO LitigationMM	D3018-JPM	15,506.70	9,956.04	15,506.70	15,506.70	0.00	0.000	N/A
C1005 - HC CAO Toll Road Discretionary MM	D3117-JPM	4,690.07	7,878.03	4,690.07	4,690.07	0.00	0.000	N/A
C1005 - HC Comm Pct 2 Petty Cash MM	D7927-JPM	400.00	400.00	400.00	400.00	0.00	0.000	N/A
C1005 - HC County Atty CPS-DEL MM	D3257-JPM	8,765.65	7,774.50	8,765.65	8,765.65	0.00	0.000	N/A
C1005 - HC Emergency Food and Shelter MM	D5827-JPM	326,186.21	323,795.86	326,186.21	326,186.21	2,390.35	2.650	N/A
C1005 - HC Probat Court 1 Imprest MM	D2737-JPM	1,905.08	2,000.00	1,905.08	1,905.08	0.00	0.000	N/A
C1005 - HC Probate Ct 2 Petty Cash MM	D9287-JPM	967.39	967.39	967.39	967.39	0.00	0.000	N/A
C1005 - HC RCA Clothing Reimb ImprestMM	D3576-JPM	175,365.85	79,754.41	175,365.85	175,365.85	629.81	2.650	N/A
C1005 - HC RCA Petty CashMM	D3600-JPM	63,328.76	137,661.50	63,328.76	63,328.76	1,132.39	2.650	N/A
C1005 - HC Right of Way MM	D8123-JPM	1,000.00	1,000.00	1,000.00	1,000.00	0.00	0.000	N/A
C1005 - HC Ryan White Planning Council MM	D7387-JPM	1,829.60	2,595.71	1,829.60	1,829.60	0.00	0.000	N/A
C1005 - HC Veteran Services MM	D7251-JPM	22,321.52	20,029.15	22,321.52	22,321.52	0.00	0.000	N/A
C1005 - HC VetSvcs SPGP Imprest MM	D0178-JPM	26,991.76	28,625.62	26,991.76	26,991.76	0.00	0.000	N/A
C1005 - HCD Housing Program MM	D5900-JPM	1,339,705.37	1,469,859.03	1,339,705.37	1,339,705.37	0.00	0.000	N/A
C1005 - HCD HPRP Program MM	D6502-JPM	331,680.33	318,714.18	331,680.33	331,680.33	0.00	0.000	N/A
C1005 HC - Emergency Shelter Grant MM	D7013-JPM	77,584.50	77,530.68	77,584.50	77,584.50	558.51	2.650	N/A
C1005 HC - General Assistance Prog MM	D6890-JPM	614,100.87	616,797.13	614,100.87	614,100.87	4,508.21	2.650	N/A
C1005 HC - Shelter Plus Care MM	D6767-JPM	83,038.65	117,666.02	83,038.65	83,038.65	701.41	2.650	N/A
Sub Total/Average C1005 HC County - Depository DDA		3,095,368.31	3,223,005.25	3,095,368.31	3,095,368.31	9,920.68	1.147	
C1007 HC County - Tax and Sub Ln Ser 22 PF								
C1007 - HC HOT CO Ser 2022A ProjectMM	D7072-JPM	2,133.12	6,915.61	2,133.12	2,133.12	1,915.74	2.650	N/A
SLGS Demand Deposit C1007 MM	SLGSC1007	0.00	4,100,317.18	0.00	0.00	9,686.50		N/A
TexasCLASS C1007 LGIP	TXCLASSC1007	1,945,877.10	9,157.12	1,945,877.10	1,945,877.10	16,719.98	3.929	N/A
Sub Total/Average C1007 HC County - Tax and Sub Ln Ser 22 PF		1,948,010.22	4,116,389.91	1,948,010.22	1,948,010.22	28,322.22	3.928	
C1012 HC - Disaster Recovery CP Ser J1								
C1012 Harris County - CP Series J-1 Proj Fd MM	D8713-JPM	23,795.81	6,657.86	23,795.81	23,795.81	17,168.35	2.650	N/A
Sub Total/Average C1012 HC - Disaster Recovery CP Ser J1		23,795.81	6,657.86	23,795.81	23,795.81	17,168.35	2.650	
C1013 HC - Gen Obl CP Series B								
C1013 Harris County - CP Series B Proj Fd MM	D6808-JPM	45,843.95	47,238.16	45,843.95	45,843.95	2,545.33	2.650	N/A
LoneStar C1013 LGIP	LONESTARC1013	1,243,519.45	4,715.87	1,243,519.45	1,243,519.45	14,808.58	3.936	N/A
SLGS Demand Deposit C1013 MM	SLGSC1013	0.00	4,290,634.70	0.00	0.00	9,798.55		N/A

Description	CUSIP/Ticker	Ending Face Amount/Shares	Beginning MV	Ending MV	Ending BV	Investment Income-BV	Ending YTM @ Cost	Maturity Date
Sub Total/Average C1013 HC - Gen Obl CP Series B		1,289,363.40	4,342,588.73	1,289,363.40	1,289,363.40	27,152.46	3.891	
C1014 HC - Gen Obl CP Series D								
C1014 Harris County - CP Series D Proj Fd MM	D7376-JPM	3,735,565.54	7,532,430.12	3,735,565.54	3,735,565.54	38,954.33	2.650	N/A
LoneStar C1014 LGIP	LONESTARC1014	4,985,479.02	6,750,527.88	4,985,479.02	4,985,479.02	65,951.14	3.936	N/A
Sub Total/Average C1014 HC - Gen Obl CP Series D		8,721,044.56	14,282,958.00	8,721,044.56	8,721,044.56	104,905.47	3.385	
C1015 HC - GO CP Series C-2 Proj Fd								
C1015 HC CP Ser C-2 Project Fd MM	D1960-JPM	8,602.93	4,433.52	8,602.93	8,602.93	458.67	2.650	N/A
LoneStar C1015 LGIP	LONESTARC1015	0.02	0.02	0.02	0.02	0.00	3.936	N/A
Sub Total/Average C1015 HC - GO CP Series C-2 Proj Fd		8,602.95	4,433.54	8,602.95	8,602.95	458.67	2.650	
C1016 HC - Gen Obl CP Series A-1								
C1016 Harris County - CP Series A-1 Proj Fd MM	D1791-JPM	9,956.82	123,016.34	9,956.82	9,956.82	6,283.65	2.650	N/A
Sub Total/Average C1016 HC - Gen Obl CP Series A-1		9,956.82	123,016.34	9,956.82	9,956.82	6,283.65	2.650	
C1017 HC - Gen Obl CP Series C								
C1017 Harris County - CP Series C Proj Fd MM	D6923-JPM	1,008,215.89	2,772,257.17	1,008,215.89	1,008,215.89	12,549.13	2.650	N/A
Sub Total/Average C1017 HC - Gen Obl CP Series C		1,008,215.89	2,772,257.17	1,008,215.89	1,008,215.89	12,549.13	2.650	
C1018 HC - Gen Obl CP Series D-3								
C1018 Harris County - CP Series D-3 Proj Fd MM	D9067-JPM	92,870.04	12,584.51	92,870.04	92,870.04	2,460.29	2.650	N/A
Sub Total/Average C1018 HC - Gen Obl CP Series D-3		92,870.04	12,584.51	92,870.04	92,870.04	2,460.29	2.650	
C1019 HC - Gen Obl CP Series D-2								
C1019 Harris County - CP Series D-2 Proj Fd MM	D9109-JPM	1,186,667.10	3,697.43	1,186,667.10	1,186,667.10	8,121.62	2.650	N/A
Sub Total/Average C1019 HC - Gen Obl CP Series D-2		1,186,667.10	3,697.43	1,186,667.10	1,186,667.10	8,121.62	2.650	
C1020 HC - Prot Svcs Guardianship Custodian								
C1020 - HC RCA GuardianshipMM	D6215-JPM	0.00	4,844,617.10	0.00	0.00	49,791.31		N/A
Sub Total/Average C1020 HC - Prot Svcs Guardianship Custodian		0.00	4,844,617.10	0.00	0.00	49,791.31		
C1021 HC - Prot Svcs Rep Payee								
C1021 - HC RCA Representative PayeeMM	D5951-JPM	36,236.91	38,062.08	36,236.91	36,236.91	278.00	2.650	N/A

Description	CUSIP/Ticker	Ending Face Amount/Shares	Beginning MV	Ending MV	Ending BV	Investment Income-BV	Ending YTM @ Cost	Maturity Date
Sub Total/Average C1021 HC - Prot Svcs Rep Payee		36,236.91	38,062.08	36,236.91	36,236.91	278.00	2.650	
C1022 HC - Care For Elders Program								
C1022 HC CSD - Care of Elders Program MM	D6635-JPM	21,792.48	21,632.78	21,792.48	21,792.48	159.70	2.650	N/A
Sub Total/Average C1022 HC - Care For Elders Program		21,792.48	21,632.78	21,792.48	21,792.48	159.70	2.650	
C1023 HC - CTS Vehicle Registration								
C1023 Harris County - US Vehicle Registration MM	D9356-JPM	24,785.10	31,326.90	24,785.10	24,785.10	203.20	2.650	N/A
Sub Total/Average C1023 HC - CTS Vehicle Registration		24,785.10	31,326.90	24,785.10	24,785.10	203.20	2.650	
C1024 HC - Rides Program								
C1024 HC CSD - Rides Program MM	D7070-JPM	50,942.55	19,597.47	50,942.55	50,942.55	275.62	2.650	N/A
Sub Total/Average C1024 HC - Rides Program		50,942.55	19,597.47	50,942.55	50,942.55	275.62	2.650	
C1026 HC - Fee Officer Cash Bond								
C1026 Fee Officer Cash Bond MM	D8812-JPM	6,383,967.21	5,784,170.05	6,383,967.21	6,383,967.21	0.00	0.000	N/A
Sub Total/Average C1026 HC - Fee Officer Cash Bond		6,383,967.21	5,784,170.05	6,383,967.21	6,383,967.21	0.00	0.000	
C1040 HC - ENG Restricted Tax and Trustee								
C1040 HC Restricted Tax Ttee Sweep MM	M9117-MJGXX	15,089,467.08	0.00	15,089,467.08	15,089,467.08	131,914.96	3.275	N/A
Sub Total/Average C1040 HC - ENG Restricted Tax and Trustee		15,089,467.08	0.00	15,089,467.08	15,089,467.08	131,914.96	3.275	
C1050 HC - Harris County Contingency Fund								
BARCLAYS US CCP 0 1/12/2026	06741EAC4	10,000,000.00	0.00	9,989,800.00	9,987,598.04	64,264.71	4.031	1/12/2026
C1050 Contingency Fund Sweep MM	* M2995-OGVXX	7,589,060.70	0.00	7,589,060.70	7,589,060.70	12,940.45	3.275	N/A
C1050 Contingency Fund Sweep MM	M7210-MJGXX	0.00	7,640,057.16	0.00	0.00	59,176.96		N/A
C1050 Harris County - Contingency Fund MM	D7210-JPM	1,001,223.27	246.33	1,001,223.27	1,001,223.27	1,288.07	2.650	N/A
C1050 US Bank Open CP MM	OPENCPC1050	25,495,513.12	0.00	25,495,513.12	25,495,513.12	54,827.46	3.250	N/A
EXXON MOBIL CORP 0 1/15/2026	30229BAF4	5,000,000.00	0.00	4,993,350.00	4,992,710.58	6,248.08	3.620	1/15/2026
FHLB 3.9 10/15/2026-25	3130B7T53	0.00	19,973,600.00	0.00	0.00	166,833.33		10/15/2026
FHLB 3.95 12/15/2026-25	3130B7TL8	20,000,000.00	19,974,000.00	19,994,400.00	20,000,000.00	199,694.45	3.950	12/15/2026
LoneStar C1050 LGIP	LONESTARC1050	20,849,767.02	20,635,556.76	20,849,767.02	20,849,767.02	214,210.26	3.936	N/A
T-Bill 0 10/1/2026	912797SA6	15,000,000.00	0.00	14,617,950.00	14,613,020.08	12,757.58	3.531	10/1/2026
T-Note 0.5 2/28/2026	91282CBQ3	5,000,000.00	4,930,650.00	4,973,950.00	4,971,381.58	51,748.33	4.169	2/28/2026
T-Note 1.625 5/15/2026	912828R36	15,500,000.00	15,294,005.00	15,391,035.00	15,364,523.51	156,504.31	4.060	5/15/2026
T-Note 2.875 11/30/2025	9128285N6	0.00	13,971,720.00	0.00	0.00	97,310.60		11/30/2025
T-Note 3 10/31/2025	9128285J5	0.00	9,990,400.00	0.00	0.00	39,602.88		10/31/2025

Description	CUSIP/Ticker	Ending Face Amount/Shares	Beginning MV	Ending MV	Ending BV	Investment Income-BV	Ending YTM @ Cost	Maturity Date
T-Note 3.75 4/15/2026	91282CGV7	10,000,000.00	9,995,500.00	10,004,700.00	9,992,745.54	101,113.18	4.003	4/15/2026
T-Note 3.75 8/31/2026	91282CLH2	10,000,000.00	0.00	10,010,800.00	10,012,890.63	0.00	3.546	8/31/2026
T-Note 4.125 6/15/2026	91282CHH7	10,000,000.00	10,023,200.00	10,027,800.00	10,007,619.06	99,539.40	3.948	6/15/2026
T-Note 4.25 12/31/2025	91282CJS1	0.00	20,014,000.00	0.00	0.00	210,027.17		12/31/2025
T-Note 4.375 8/15/2026	91282CHU8	20,000,000.00	20,104,000.00	20,094,600.00	20,078,708.58	186,709.33	3.722	8/15/2026
T-Note 4.5 7/15/2026	91282CHM6	16,000,000.00	16,089,120.00	16,082,080.00	16,063,164.45	150,199.33	3.741	7/15/2026
T-Note 4.625 3/15/2026	91282CGR6	10,000,000.00	10,033,500.00	10,018,700.00	10,010,873.66	103,837.64	4.064	3/15/2026
Sub Total/Average C1050 HC - Harris County Contingency Fund*		201,435,564.11	198,669,555.25	201,134,729.11	201,030,799.82	1,988,833.52	3.755	
C1052 HC - American Rescue Plan								
BARCLAYS CAPITAL INC 0 4/1/2026	06743VD15	20,000,000.00	19,594,600.00	19,812,600.00	19,791,539.35	213,093.11	4.256	4/1/2026
BARCLAYS CAPITAL INC 0 6/26/2026	06743VFS4	10,000,000.00	0.00	9,815,800.00	9,805,515.98	47,515.98	4.058	6/26/2026
BARCLAYS US CCP 0 10/22/2025	06741FXN2	0.00	22,945,030.00	0.00	0.00	59,091.47		10/22/2025
C1052 American Rescue Plan Act Sweep MM	*M2997-OGVXX	12,954,391.01	0.00	12,954,391.01	12,954,391.01	18,732.35	3.275	N/A
C1052 American Rescue Plan Sweep MM	M7335-MJGXX	0.00	9,468,825.18	0.00	0.00	75,667.93		N/A
C1052 Harris County - American Rescue Plan Act MM	D7335-JPM	1,001,201.95	23,452.39	1,001,201.95	1,001,201.95	1,245.53	2.650	N/A
C1052 US Bank Open CP MM	OPENCPC1052	20,262,500.00	8,000,000.00	20,262,500.00	20,262,500.00	91,717.12	3.250	N/A
LOGIC C1052 LGIP	LOGICC1052	2,193,935.28	2,171,449.06	2,193,935.28	2,193,935.28	22,486.22	3.945	N/A
LoneStar C1052 LGIP	LONESTARC1052	25,139,102.47	14,921,442.27	25,139,102.47	25,139,102.47	217,660.20	3.936	N/A
T-Bill 0 1/22/2026	912797PD3	16,000,000.00	15,809,280.00	15,968,480.00	15,961,580.86	168,312.42	4.239	1/22/2026
T-Bill 0 11/13/2025	912797QQ3	0.00	19,904,000.00	0.00	0.00	99,445.92		11/13/2025
T-Note 0.5 2/28/2026	91282CBQ3	15,000,000.00	14,791,950.00	14,921,850.00	14,913,254.50	156,657.09	4.186	2/28/2026
T-Note 2.625 12/31/2025	9128285T3	0.00	19,932,000.00	0.00	0.00	236,469.07		12/31/2025
T-Note 3.875 1/15/2026	91282CGE5	20,000,000.00	19,994,000.00	20,000,800.00	19,992,518.37	239,637.33	4.844	1/15/2026
T-Note 4.625 3/15/2026	91282CGR6	10,000,000.00	10,033,500.00	10,018,700.00	10,013,830.08	100,111.75	3.923	3/15/2026
Sub Total/Average C1052 HC - American Rescue Plan*		152,551,130.71	177,589,528.90	152,089,360.71	152,029,369.85	1,747,843.49	4.001	
C1053 HC - Mobility and Infrastructure								
BARCLAYS CAPITAL INC 0 10/31/2025	06743UXX5	0.00	14,948,850.00	0.00	0.00	54,121.00		10/31/2025
BARCLAYS US CCP 0 1/15/2026	06741EAF7	20,000,000.00	19,761,600.00	19,973,400.00	19,966,975.17	217,020.30	4.302	1/15/2026
BARCLAYS US CCP 0 4/22/2026	06741EDN7	20,000,000.00	0.00	19,769,000.00	19,760,087.30	168,587.30	3.951	4/22/2026
C1053 Harris County - Mobility & Infrastructure	D7277-JPM	16,663,723.80	9,517,517.22	16,663,723.80	16,663,723.80	107,373.51	2.650	N/A
C1053 US Bank Open CP MM	OPENCPC1053	82,289,694.38	100,104,818.02	82,289,694.38	82,289,694.38	465,644.38	3.250	N/A
FHLB 3.85 11/27/2026-26	3130B8LZ3	32,000,000.00	0.00	31,980,160.00	32,000,000.00	160,844.44	3.850	11/27/2026
FHLB 3.9 10/15/2026-25	3130B7T53	0.00	29,960,400.00	0.00	0.00	250,250.00		10/15/2026
FHLB 3.99 9/29/2026-25	3130B7SZ8	0.00	29,965,800.00	0.00	0.00	295,925.00		9/29/2026
FHLB 4 10/18/2027-26	3130B8N24	20,000,000.00	0.00	20,004,000.00	20,000,000.00	95,555.56	4.000	10/18/2027
FHLB 4.23 8/14/2026-25	3130B7F25	0.00	19,981,400.00	0.00	0.00	103,400.00		8/14/2026

Description	CUSIP/Ticker	Ending Face Amount/Shares	Beginning MV	Ending MV	Ending BV	Investment Income-BV	Ending YTM @ Cost	Maturity Date
FHLB 4.3 11/30/2026-25	3130B7EE0	0.00	19,993,600.00	0.00	0.00	86,000.00		11/30/2026
FHLB 4.45 1/29/2027-25	3130B66M3	0.00	99,966,000.00	0.00	0.00	383,194.44		1/29/2027
FHLMC 3.78 7/8/2026-22	3134GXYP3	20,000,000.00	19,968,400.00	20,000,400.00	20,000,000.00	191,100.00	3.780	7/8/2026
MIZUHO BANK LTD/NY 0 11/10/2025	60689FYA0	0.00	9,954,800.00	0.00	0.00	48,959.78		11/10/2025
NORDDEUTSCHE LANDSBK NY 0 6/15/2026	65558NFF0	10,000,000.00	0.00	9,827,300.00	9,819,946.32	51,288.02	4.003	6/15/2026
ROYAL BANK OF CANADA NY 0 6/10/2026	78015DFA3	10,000,000.00	0.00	9,832,600.00	9,833,076.39	80,331.99	3.835	6/10/2026
SUMITOMO MITSUI TRUST NY 0 1/7/2026	86563HA75	20,000,000.00	19,779,600.00	19,989,800.00	19,985,806.62	217,631.79	4.307	1/7/2026
T-Bill 0 10/29/2026	912797SK4	20,000,000.00	0.00	19,437,800.00	19,430,449.20	17,029.76	3.546	10/29/2026
T-Bill 0 12/11/2025	912797QY6	0.00	12,603,607.00	0.00	0.00	101,344.22		12/11/2025
T-Bill 0 2/19/2026	912797PM3	15,000,000.00	14,780,400.00	14,928,750.00	14,919,467.42	151,204.03	4.136	2/19/2026
T-Bill 0 9/3/2026	912797RS8	10,000,000.00	0.00	9,772,100.00	9,764,445.03	74,031.56	3.610	9/3/2026
TexasCLASS C1053 LGIP	TXCLASSC1053	13,004,560.28	7,462,231.61	13,004,560.28	13,004,560.28	108,328.67	3.929	N/A
T-Note 0.5 2/28/2026	91282CBQ3	28,000,000.00	27,611,640.00	27,854,120.00	27,838,075.06	292,426.57	4.186	2/28/2026
T-Note 0.5 2/28/2026	91282CBQ3	20,000,000.00	19,722,600.00	19,895,800.00	19,883,511.70	210,188.91	4.213	2/28/2026
T-Note 0.625 7/31/2026	91282CCP4	20,000,000.00	19,487,800.00	19,664,600.00	19,627,609.24	193,619.42	3.931	7/31/2026
T-Note 0.75 4/30/2026	91282CBW0	30,000,000.00	29,474,400.00	29,724,900.00	29,687,172.72	298,717.83	4.002	4/30/2026
T-Note 0.75 8/31/2026	91282CCW9	11,000,000.00	10,705,530.00	10,798,810.00	10,789,342.00	101,051.71	3.709	8/31/2026
T-Note 0.75 8/31/2026	91282CCW9	20,000,000.00	0.00	19,634,200.00	19,613,281.25	88,544.55	3.732	8/31/2026
T-Note 0.875 6/30/2026	91282CCJ8	10,000,000.00	9,787,000.00	9,869,900.00	9,851,464.84	97,792.96	3.955	6/30/2026
T-Note 1.625 5/15/2026	912828R36	20,000,000.00	0.00	19,859,400.00	19,848,178.32	155,916.88	3.710	5/15/2026
T-Note 2.25 11/15/2025	912828M56	0.00	12,972,570.00	0.00	0.00	67,795.60		11/15/2025
T-Note 3.5 9/30/2026	91282CLP4	30,000,000.00	0.00	29,978,100.00	29,974,353.45	226,396.71	3.616	9/30/2026
T-Note 3.75 4/15/2026	91282CGV7	10,000,000.00	9,995,500.00	10,004,700.00	9,987,103.18	106,104.51	4.214	4/15/2026
T-Note 4.125 6/15/2026	91282CHH7	20,000,000.00	20,046,400.00	20,055,600.00	20,015,238.12	199,078.82	3.948	6/15/2026
T-Note 4.25 10/15/2025	91282CFP1	0.00	15,000,000.00	0.00	0.00	25,972.27		10/15/2025
T-Note 4.25 12/31/2025	91282CJS1	0.00	15,010,500.00	0.00	0.00	156,881.60		12/31/2025
T-Note 4.375 8/15/2026	91282CHU8	20,000,000.00	0.00	20,094,600.00	20,078,615.42	97,433.35	3.722	8/15/2026
T-Note 4.625 3/15/2026	91282CGR6	20,000,000.00	20,067,000.00	20,037,400.00	20,026,322.12	201,909.80	3.952	3/15/2026
T-Note 4.625 9/15/2026	91282CHY0	10,000,000.00	10,083,500.00	10,073,000.00	9,996,597.71	118,754.65	4.677	9/15/2026
T-Note 4.875 11/30/2025	91282CJL6	0.00	10,011,700.00	0.00	0.00	70,402.43		11/30/2025
T-Note 4.875 11/30/2025	91282CJL6	0.00	10,011,700.00	0.00	0.00	70,927.78		11/30/2025
TOYOTA MOTOR CREDIT CORP 0 5/28/2026	89233HEU4	20,000,000.00	0.00	19,693,400.00	19,679,875.00	106,708.33	3.985	5/28/2026
WALT DISNEY COMPANY 0 3/27/2026	2546R3CT9	15,000,000.00	0.00	14,867,400.00	14,860,538.71	91,880.38	3.971	3/27/2026
Sub Total/Average C1053 HC - Mobility and Infrastructure		612,957,978.46	668,736,863.85	609,579,218.46	609,195,510.75	6,407,670.81	3.813	
C1054HC - Escheatment Account								
C1054 Harris County - Treas Escheatment MM	D7525-JPM	1,875,136.53	1,674,296.97	1,875,136.53	1,875,136.53	13,338.52	2.650	N/A
Sub Total/Average C1054HC - Escheatment Account		1,875,136.53	1,674,296.97	1,875,136.53	1,875,136.53	13,338.52	2.650	

Description	CUSIP/Ticker	Ending Face Amount/Shares	Beginning MV	Ending MV	Ending BV	Investment Income-BV	Ending YTM @ Cost	Maturity Date
C1055 HC - County Atty SPU Fund								
C1055 Harris County - CAO SPU MM	D7186-JPM	37,706.81	104,900.39	37,706.81	37,706.81	493.57	2.650	N/A
Sub Total/Average C1055 HC - County Atty SPU Fund		37,706.81	104,900.39	37,706.81	37,706.81	493.57	2.650	
C1056 HC - County Atty SPU Fund - State								
C1056 Harris County - CAO State SPU MM	D1767-JPM	1,967.64	1,953.22	1,967.64	1,967.64	14.42	2.650	N/A
Sub Total/Average C1056 HC - County Atty SPU Fund - State		1,967.64	1,953.22	1,967.64	1,967.64	14.42	2.650	
C1057 HC - HOT Rev Series 2024 Constr								
C1057 HOT Rev Series 2024 Constr MM	D2538-JPM	51,190.50	52,359.72	51,190.50	51,190.50	2,763.78	2.650	N/A
TexasCLASS C1057 LGIP	TXCLASSC1057	12,205,664.50	19,066,837.16	12,205,664.50	12,205,664.50	175,827.34	3.929	N/A
Sub Total/Average C1057 HC - HOT Rev Series 2024 Constr		12,256,855.00	19,119,196.88	12,256,855.00	12,256,855.00	178,591.12	3.924	
C1822 HC - HOT Debt Service Cons								
C1822 HC HOT Debt Svc Cons MM	D2232-JPM	2,277,278.44	274,644.39	2,277,278.44	2,277,278.44	80,920.64	2.650	N/A
TexasCLASS C1822 LGIP	TXCLASSC1822	25,866,162.73	927,485.55	25,866,162.73	25,866,162.73	143,677.18	3.929	N/A
Sub Total/Average C1822 HC - HOT Debt Service Cons		28,143,441.17	1,202,129.94	28,143,441.17	28,143,441.17	224,597.82	3.826	
C1823 HC - CO Ser 2024 Const								
C1823 HC Perm Imp Tax & Rev CO Ser 24 Const MM	D2570-JPM	44,578.49	1,218,976.47	44,578.49	44,578.49	42,082.23	2.650	N/A
LoneStar C1823 LGIP	LONESTARC1823	417,396,984.05	9,358,341.99	417,396,984.05	417,396,984.05	2,990,642.06	3.936	N/A
SLGS Demand Deposit C1823 MM	SLGSC1823	0.00	414,501,765.82	0.00	0.00	948,690.86		N/A
Sub Total/Average C1823 HC - CO Ser 2024 Const		417,441,562.54	425,079,084.28	417,441,562.54	417,441,562.54	3,981,415.15	3.936	
C3730 HC - Unlimited Tax 2004B Road & Ref								
C3730 Harris County - Road Series 2004B Project MM	D9182-JPM	0.00	0.03	0.00	0.00	0.00		N/A
Sub Total/Average C3730 HC - Unlimited Tax 2004B Road & Ref		0.00	0.03	0.00	0.00	0.00		
C3740 HC - Unlimited Tax 2006B Road & Ref								
C3740 Harris County - Road 2006B Proj Fd MM	D2112-JPM	1,320.16	14,273.61	1,320.16	1,320.16	32.80	2.650	N/A
LoneStar C3740 LGIP	LONESTARC3740	63,407.38	164,578.01	63,407.38	63,407.38	829.37	3.936	N/A
Sub Total/Average C3740 HC - Unlimited Tax 2006B Road & Ref		64,727.54	178,851.62	64,727.54	64,727.54	862.17	3.910	
C8349 HC - Workers Compensation								
C8349 Harris County - Workers Compensation MM	D2039-JPM	1,001,324.71	155.70	1,001,324.71	1,001,324.71	1,472.66	2.650	N/A

Description	CUSIP/Ticker	Ending Face Amount/Shares	Beginning MV	Ending MV	Ending BV	Investment Income-BV	Ending YTM @ Cost	Maturity Date
C9991 General Fund Sweep MM	M0186-OGVXX	0.00	291,954,154.71	0.00	0.00	419,471.34		N/A
C9991 Harris County - General Fund MM	D0186-JPM	50,399,574.06	3,730,664.96	50,399,574.06	50,399,574.06	430,189.76	2.650	N/A
C9991 HC - General Fund FidelityMMF MM	M8029-FIGXX	0.00	4,617,845.69	0.00	0.00	15,266.64		N/A
C9991 HC General Fund Sweep MM	M2969-OGVXX	291,650,299.46	0.00	291,650,299.46	291,650,299.46	1,714,378.57	3.680	N/A
C9991 US Bank Open CP MM	OPENCPC9991	62,849,027.78	100,000,000.00	62,849,027.78	62,849,027.78	827,519.39	3.250	N/A
EXXON MOBIL CORP 0 1/23/2026	30229BAP2	100,000,000.00	0.00	99,786,000.00	99,774,158.50	123,186.28	3.603	1/23/2026
EXXON MOBIL CORP 0 11/20/2025	30229AYL7	0.00	0.00	0.00	0.00	389,270.00		11/20/2025
LOGIC C9991 LGIP	LOGICC9991	15,179,996.68	15,024,413.01	15,179,996.68	15,179,996.68	155,583.67	3.945	N/A
LoneStar C9991 LGIP	LONESTARC9991	25,711,289.98	25,447,132.49	25,711,289.98	25,711,289.98	264,157.49	3.936	N/A
T-Bill 0 10/2/2025	912797MS3	0.00	82,990,870.00	0.00	0.00	9,589.25		10/2/2025
T-Bill 0 10/23/2025	912797QG5	0.00	99,754,000.00	0.00	0.00	253,910.02		10/23/2025
T-Bill 0 10/9/2025	912797QE0	0.00	105,904,600.00	0.00	0.00	98,577.46		10/9/2025
T-Bill 0 11/6/2025	912797QP5	0.00	53,782,920.00	0.00	0.00	223,400.13		11/6/2025
T-Bill 0 12/30/2025	912797RZ2	0.00	0.00	0.00	0.00	377,278.65		12/30/2025
TexasCLASS C9991 LGIP	TXCLASSC9991	109,866,027.35	108,731,907.79	109,866,027.35	109,866,027.35	1,134,119.56	3.929	N/A
Unity Bank IntraFi 3.9 1/2/2026	UNITYBANK6283	5,496,464.41	5,442,701.09	5,496,464.41	5,496,464.41	53,763.32	3.900	1/2/2026
Sub Total/Average C9991 HC - General Fund		661,152,679.72	1,046,697,209.74	660,938,679.72	660,926,838.22	7,825,474.18	3.608	
C9993 HC - Debt Service CP Series A								
C9993 Harris County - CP Debt Service MM	D2187-JPM	16,330,691.34	63,432.78	16,330,691.34	16,330,691.34	23,132.83	2.650	N/A
LoneStar C9993 LGIP	LONESTARC9993	7,326,330.51	6,835,988.83	7,326,330.51	7,326,330.51	78,239.68	3.936	N/A
SLGS Demand Deposit C9993 MM	SLGSC9993	0.00	3,312,546.41	0.00	0.00	9,158.11		N/A
Sub Total/Average C9993 HC - Debt Service CP Series A		23,657,021.85	10,211,968.02	23,657,021.85	23,657,021.85	110,530.62	3.048	
C9994 HC - Debt Service Road								
C9994 Harris County - Road Debt Service MM	D0116-JPM	6,852,165.54	54,344,738.86	6,852,165.54	6,852,165.54	28,582.68	2.650	N/A
LoneStar C9994 LGIP	LONESTARC9994	6,729,448.29	1,352,697.25	6,729,448.29	6,729,448.29	42,751.04	3.936	N/A
Sub Total/Average C9994 HC - Debt Service Road		13,581,613.83	55,697,436.11	13,581,613.83	13,581,613.83	71,333.72	3.287	
F3331 Flood Control - TWDB G1001387 Escrow								
F3331 FCD TWDB G1001387 Escr Fidelity MMF MM	M8900-FIGXX	11,844.68	0.00	11,844.68	11,844.68	114.89	3.690	N/A
F3331 Flood Control -Flood Control TWDB G1001387	D6678-JPM	0.52	386.41	0.52	0.52	1.55	2.650	N/A
F3331 Flood Control -Flood Control TWDB G1001387 M	*D1527-JPMESCROW	4,513,277.33	4,479,817.43	4,513,277.33	4,513,277.33	33,072.46	2.650	N/A
Sub Total/Average F3331 Flood Control - TWDB G1001387 Escrow*		4,525,122.53	4,480,203.84	4,525,122.53	4,525,122.53	33,188.90	2.653	
F3332 Flood Control - TWDB G1001481 Escrow								
F3332 Flood Control -Flood Control TWDB G1001481	D6066-JPM	0.67	493.26	0.67	0.67	1.98	2.650	N/A

Description	CUSIP/Ticker	Ending Face Amount/Shares	Beginning MV	Ending MV	Ending BV	Investment Income-BV	Ending YTM @ Cost	Maturity Date
F3332 Flood Control -TWDB G1001481 Escrow Fideli	M3231-FIGXX	2,996.03	0.00	2,996.03	2,996.03	29.05	3.690	N/A
F3332 Flood Control -Flood Control TWDB G1001481 M	*D1451-JPMESCROW	1,444,935.50	1,433,854.18	1,444,935.50	1,444,935.50	10,586.75	2.650	N/A
Sub Total/Average F3332 Flood Control - TWDB G1001481 Escrow *		1,447,932.20	1,434,347.44	1,447,932.20	1,447,932.20	10,617.78	2.652	
F3333 Flood Control - TWDB G1001546 Escrow								
F3333 Flood Control -FC TWDB Escrow G1001546MM	D6207-JPM	5.35	3,940.45	5.35	5.35	15.84	2.650	N/A
F3333 Flood Control -TWDB G1001546 Escrow Fideli	M6796-FIGXX	23,933.90	0.00	23,933.90	23,933.90	232.14	3.690	N/A
F3333 Flood Control -FC TWDB Escrow G1001546 MM	*D1493-JPMESCROW	11,542,927.92	11,454,404.35	11,542,927.92	11,542,927.92	84,572.63	2.650	N/A
Sub Total/Average F3333 Flood Control - TWDB G1001546 Escrow *		11,566,867.17	11,458,344.80	11,566,867.17	11,566,867.17	84,820.61	2.652	
F3334 Flood Control - TWDB G1001737 Escrow								
F3334 Flood Control -Flood Control TWDB G1001737	D7978-JPM	4,372.78	4,340.74	4,372.78	4,372.78	32.04	2.650	N/A
F3334 Flood Control -TWDB G1001737 Escrow Fideli	M0830-FIGXX	26,341.69	0.00	26,341.69	26,341.69	255.48	3.690	N/A
F3334 Flood Control -Flood Control TWDB G1001737 M	*D1469-JPMESCROW	12,699,796.01	12,606,729.87	12,699,796.01	12,699,796.01	93,066.14	2.650	N/A
Sub Total/Average F3334 Flood Control - TWDB G1001737 Escrow *		12,730,510.48	12,611,070.61	12,730,510.48	12,730,510.48	93,353.66	2.652	
F3335 Flood Control - TWDB G1001735 Escrow								
F3335 Flood Control -Flood Control TWDB G1001735	D8232-JPM	8.30	6,113.20	8.30	8.30	24.57	2.650	N/A
F3335 Flood Control -TWDB G1001735 Escrow Fideli	M0848-FIGXX	37,097.89	0.00	37,097.89	37,097.89	359.81	3.690	N/A
F3335 Flood Control -Flood Control TWDB G1001735 M	*D1519-JPMESCROW	17,891,696.12	17,754,477.94	17,891,696.12	17,891,696.12	131,088.71	2.650	N/A
Sub Total/Average F3335 Flood Control - TWDB G1001735 Escrow *		17,928,802.31	17,760,591.14	17,928,802.31	17,928,802.31	131,473.09	2.652	
F3336 Flood Control - TWDB G1001736 Escrow								
F3336 Flood Control -Flood Control TWDB G1001736	D8356-JPM	3,643.99	3,617.29	3,643.99	3,643.99	26.70	2.650	N/A
F3336 Flood Control -TWDB G1001736 Escrow Fideli	M0855-FIGXX	21,951.38	0.00	21,951.38	21,951.38	212.91	3.690	N/A
F3336 Flood Control -Flood Control TWDB G1001736 M	*D1477-JPMESCROW	10,583,163.41	10,505,608.29	10,583,163.41	10,583,163.41	77,555.12	2.650	N/A
Sub Total/Average F3336 Flood Control - TWDB G1001736 Escrow *		10,608,758.78	10,509,225.58	10,608,758.78	10,608,758.78	77,794.73	2.652	
F3337 Flood Control - TWDB G1001738 Escrow								

Description	CUSIP/Ticker	Ending Face Amount/Shares	Beginning MV	Ending MV	Ending BV	Investment Income-BV	Ending YTM @ Cost	Maturity Date
F3337 Flood Control -Flood Control TWDB G1001738	D8679-JPM	6,559.17	6,511.10	6,559.17	6,559.17	48.07	2.650	N/A
F3337 Flood Control -TWDB G1001738 Escrow Fideli	M0863-FIGXX	39,512.55	0.00	39,512.55	39,512.55	383.24	3.690	N/A
F3337 Flood Control - Flood Control TWDB G1001738	*D1485-JPMESCROW	19,049,694.07	18,910,094.85	19,049,694.07	19,049,694.07	139,599.22	2.650	N/A
Sub Total/Average F3337 Flood Control - TWDB G1001738 Escrow*		19,095,765.79	18,916,605.95	19,095,765.79	19,095,765.79	140,030.53	2.652	
F4211 Flood Control - Contract Tax DS								
F4211 HC FCD - Contract Tax Debt Service MM	D9396-JPM	32,651.22	36,568,074.49	32,651.22	32,651.22	223.18	2.650	N/A
TexasCLASS F4211 LGIP	TXCLASSF4211	8,087.14	8,003.64	8,087.14	8,087.14	83.50	3.929	N/A
Sub Total/Average F4211 Flood Control - Contract Tax DS		40,738.36	36,576,078.13	40,738.36	40,738.36	306.68	2.904	
F4212 Flood Control - CP Series H-2								
F4212 FCD CP Ser H-2 Proj Fd MM	D9505-JPM	45,970.90	4,096.96	45,970.90	45,970.90	9,110.22	2.650	N/A
Sub Total/Average F4212 Flood Control - CP Series H-2		45,970.90	4,096.96	45,970.90	45,970.90	9,110.22	2.650	
F4213 Flood Control - CP Series H								
F4213 FC CP Series H Project Fund Sweep MM	*M2994-OGVXX	18,612,382.92	0.00	18,612,382.92	18,612,382.92	32,707.46	3.275	N/A
F4213 Flood Control - Series H CP Sweep MM	M9859-MJGXX	0.00	8,544,295.12	0.00	0.00	118,623.14		N/A
F4213 HC FCD - CP Series H Proj Fd MM	D9859-JPM	1,001,223.28	0.00	1,001,223.28	1,001,223.28	1,231.79	2.650	N/A
SLGS Demand Deposit F4213 MM	SLGSF4213	0.00	7,597,235.80	0.00	0.00	21,003.90		N/A
TexasCLASS F4213 LGIP	TXCLASSF4213	5,620,339.66	28,094.31	5,620,339.66	5,620,339.66	35,967.35	3.929	N/A
Sub Total/Average F4213 Flood Control - CP Series H*		25,233,945.86	16,169,625.23	25,233,945.86	25,233,945.86	209,533.64	3.396	
F4214 Flood Control - CP Debt Svc Pool								
F4214 HC FCD - CP Debt Service MM	D9735-JPM	1,634,264.04	1,854,904.84	1,634,264.04	1,634,264.04	12,482.13	2.650	N/A
LoneStar F4214 LGIP	LONESTARF4214	28,633,661.35	28,339,479.46	28,633,661.35	28,633,661.35	294,181.89	3.936	N/A
Sub Total/Average F4214 Flood Control - CP Debt Svc Pool		30,267,925.39	30,194,384.30	30,267,925.39	30,267,925.39	306,664.02	3.867	
F5103 Flood Control - Army Corps of Eng Sims								
F5103 ACE Clear Creek Escrow MM	CADE-D0385	531.24	531.24	531.24	531.24	0.00	0.000	N/A
F5103 ACE Sims Bayou MM	CADE-D0378	28,294.05	0.00	28,294.05	28,294.05	0.00	0.000	N/A
F5103 Flood Control -ACE Sims Bayou Project Escr	M0378-FIGXX	0.00	28,117.54	0.00	0.00	80.82		N/A
Sub Total/Average F5103 Flood Control - Army Corps of Eng Sims		28,825.29	28,648.78	28,825.29	28,825.29	80.82	0.000	
F9992 Flood Control - General Fund								

Description	CUSIP/Ticker	Ending Face Amount/Shares	Beginning MV	Ending MV	Ending BV	Investment Income-BV	Ending YTM @ Cost	Maturity Date
BARCLAYS US CCP 0 11/5/2025	06741FY50	0.00	19,920,800.00	0.00	0.00	84,608.33		11/5/2025
BARCLAYS US CCP 0 4/22/2026	06741EDN7	20,000,000.00	0.00	19,769,000.00	19,760,087.30	168,587.30	3.951	4/22/2026
F9992 FC General Fund Sweep MM	M2966-OGVXX	26,790,080.45	0.00	26,790,080.45	26,790,080.45	152,540.22	3.680	N/A
F9992 Flood Control - General Fund Sweep MM	M9206-OGVXX	0.00	41,120,078.85	0.00	0.00	15,604.41		N/A
F9992 HC FCD - General FundMM	D9206-JPM	4,998,431.54	2,838.04	4,998,431.54	4,998,431.54	19,349.71	2.650	N/A
F9992 US Bank Open CP MM	OPENCPF9992	20,000,000.00	0.00	20,000,000.00	20,000,000.00	160,329.17	3.250	N/A
FHLB 4.44 7/30/2026-25	3130B6PG5	0.00	9,998,000.00	0.00	0.00	11,100.01		7/30/2026
LOGIC F9992 LGIP	LOGICF9992	4,342.38	4,297.88	4,342.38	4,342.38	44.50	3.945	N/A
LoneStar F9992 LGIP	LONESTARF9992	60,238,615.37	7,287,853.87	60,238,615.37	60,238,615.37	450,761.50	3.936	N/A
MIZUHO BANK LTD/SG 0 1/28/2026	60689QAU8	20,000,000.00	19,732,200.00	19,947,000.00	19,936,588.23	216,069.72	4.277	1/28/2026
NORDDEUTSCHE LANDSBK NY 0 11/28/2025	65558MYU8	0.00	19,868,800.00	0.00	0.00	138,433.01		11/28/2025
PRUDENTIAL INT TRSY LTD 0 11/26/2025	74457AYS3	0.00	19,873,400.00	0.00	0.00	133,219.51		11/26/2025
T-Bill 0 10/16/2025	912797QF7	0.00	9,983,100.00	0.00	0.00	17,248.78		10/16/2025
T-Bill 0 10/2/2025	912797MS3	0.00	19,997,800.00	0.00	0.00	2,277.38		10/2/2025
T-Bill 0 12/26/2025	912797NU7	0.00	19,816,000.00	0.00	0.00	193,198.88		12/26/2025
T-Bill 0 2/19/2026	912797PM3	13,200,000.00	13,006,752.00	13,137,300.00	13,129,432.50	132,494.09	4.037	2/19/2026
Sub Total/Average F9992 Flood Control - General Fund		165,231,469.74	200,611,920.64	164,884,769.74	164,857,577.77	1,895,866.52	3.822	
F9999 Flood Control - Debt Service								
F9999 HC FCD - Consolidated DS MM	D9958-JPM	5,856,826.30	38,553,810.51	5,856,826.30	5,856,826.30	14,479.94	2.650	N/A
LoneStar F9999 LGIP	LONESTARF9999	3,804,923.74	1,613,532.34	3,804,923.74	3,804,923.74	28,391.40	3.936	N/A
Sub Total/Average F9999 Flood Control - Debt Service		9,661,750.04	40,167,342.85	9,661,750.04	9,661,750.04	42,871.34	3.157	
J2160 Sheriff -Forfeit Assets Fed UST								
J2160 Sheriff - US Tsy Fed Forf Assets MM	D7038-JPM	10,994.23	11,192.86	10,994.23	10,994.23	81.58	2.650	N/A
Sub Total/Average J2160 Sheriff -Forfeit Assets Fed UST		10,994.23	11,192.86	10,994.23	10,994.23	81.58	2.650	
J2162 Sheriff - Forfeit Assets State C59								
J2162 Sheriff - Ch 59 State Forf Assets MM	D0611-JPM	495,711.64	347,296.49	495,711.64	495,711.64	3,531.41	2.650	N/A
TexasCLASS J2162 LGIP	TXCLASSJ2162	1,373,907.12	1,359,724.61	1,373,907.12	1,373,907.12	14,182.51	3.929	N/A
Sub Total/Average J2162 Sheriff - Forfeit Assets State C59		1,869,618.76	1,707,021.10	1,869,618.76	1,869,618.76	17,713.92	3.590	
J2163 Sheriff - HCSO Forfeit Assets Ch 18								
J2163 Sheriff - Ch 18 State Forf Assets MM	D1163-JPM	2,168.52	2,316.75	2,168.52	2,168.52	16.07	2.650	N/A
TexasCLASS J2163 LGIP	TXCLASSJ2163	108,076.37	127,924.01	108,076.37	108,076.37	1,152.36	3.929	N/A
Sub Total/Average J2163 Sheriff - HCSO Forfeit Assets Ch 18		110,244.89	130,240.76	110,244.89	110,244.89	1,168.43	3.904	
J2164 Sheriff - Fed Forfeit Assets US Justice								

Description	CUSIP/Ticker	Ending Face Amount/Shares	Beginning MV	Ending MV	Ending BV	Investment Income-BV	Ending YTM @ Cost	Maturity Date
J2164 Sheriff - US Justice Fed Forf Assets MM	D1262-JPM	951,529.54	507,227.66	951,529.54	951,529.54	4,442.72	2.650	N/A
Sub Total/Average J2164 Sheriff - Fed Forfeit Assets US Justice		951,529.54	507,227.66	951,529.54	951,529.54	4,442.72	2.650	
J2165 Sheriff - HCSO Forfeit Assets Ch 47								
J2165 Sheriff - Ch 47 State Forf Assets MM	D9166-JPM	255.72	253.84	255.72	255.72	1.88	2.650	N/A
TexasCLASS J2165 LGIP	TXCLASSJ2165	101,126.34	100,082.48	101,126.34	101,126.34	1,043.86	3.929	N/A
Sub Total/Average J2165 Sheriff - HCSO Forfeit Assets Ch 47		101,382.06	100,336.32	101,382.06	101,382.06	1,045.74	3.926	
J2166 Sheriff - HCSO State Forfeit Assets								
J2166 Sheriff - HIDTA State Forf Assets MM	D9952-JPM	385,645.47	371,506.32	385,645.47	385,645.47	2,804.61	2.650	N/A
Sub Total/Average J2166 Sheriff - HCSO State Forfeit Assets		385,645.47	371,506.32	385,645.47	385,645.47	2,804.61	2.650	
J2167 Sheriff - SO Inmate Trust								
J2167 SO Inmate Trust MM	D8799-JPM	2,693,551.14	2,821,382.52	2,693,551.14	2,693,551.14	0.00	0.000	N/A
Sub Total/Average J2167 Sheriff - SO Inmate Trust		2,693,551.14	2,821,382.52	2,693,551.14	2,693,551.14	0.00	0.000	
J2168 Sheriff - Travel								
J2168 SO Travel MM	D8690-JPM	20,000.00	20,000.00	20,000.00	20,000.00	0.00	0.000	N/A
Sub Total/Average J2168 Sheriff - Travel		20,000.00	20,000.00	20,000.00	20,000.00	0.00	0.000	
J2169 Sheriff - Water Rescue Reserve								
J2169 SO Water Rescue Reserve MM	D8013-JPM	12,000.00	12,000.00	12,000.00	12,000.00	0.00	0.000	N/A
Sub Total/Average J2169 Sheriff - Water Rescue Reserve		12,000.00	12,000.00	12,000.00	12,000.00	0.00	0.000	
J2170 Sheriff - Ch. 59 Human Trafficking								
J2170 HCSO Ch. 59 Human Trafficking MM	D3681-JPM	7,526.68	0.00	7,526.68	7,526.68	31.84	2.650	N/A
Sub Total/Average J2170 Sheriff - Ch. 59 Human Trafficking		7,526.68	0.00	7,526.68	7,526.68	31.84	2.650	
J5060 Sheriff - Commissary								
BARCLAYS CAPITAL INC 0 6/26/2026	06743VFS4	2,000,000.00	0.00	1,963,160.00	1,961,103.20	9,503.20	4.058	6/26/2026
BARCLAYS US CCP 0 10/22/2025	06741FXN2	0.00	1,995,220.00	0.00	0.00	5,138.39		10/22/2025
BARCLAYS US CCP 0 12/1/2025	06741FZ18	0.00	0.00	0.00	0.00	12,013.33		12/1/2025
FHLB 4.15 10/14/2026-25	3130B7MN1	0.00	1,998,060.00	0.00	0.00	10,144.45		10/14/2026
J5060 Sheriff - Commissary MM	D8351-JPM	2,451,966.92	5,991,918.28	2,451,966.92	2,451,966.92	16,344.06	2.650	N/A
J5060 US Bank Open CP MM	OPENCPJ5060	11,047,605.62	2,000,000.00	11,047,605.62	11,047,605.62	23,625.14	3.250	N/A
LOGIC J5060 LGIP	LOGICJ5060	3,748,656.07	3,710,235.12	3,748,656.07	3,748,656.07	38,420.95	3.945	N/A
SUMITOMO MIT/SINGAPORE 0 12/31/2025	86564YZX3	0.00	0.00	0.00	0.00	27,333.33		12/31/2025
T-Bill 0 1/22/2026	912797PD3	1,000,000.00	988,080.00	998,030.00	997,598.80	10,519.52	4.239	1/22/2026

Description	CUSIP/Ticker	Ending Face Amount/Shares	Beginning MV	Ending MV	Ending BV	Investment Income-BV	Ending YTM @ Cost	Maturity Date
T-Bill 0 10/7/2025	912797RB5	0.00	999,320.00	0.00	0.00	704.91		10/7/2025
T-Bill 0 11/13/2025	912797QQ3	0.00	1,990,400.00	0.00	0.00	9,944.59		11/13/2025
T-Bill 0 12/16/2025	912797RX7	0.00	0.00	0.00	0.00	13,148.89		12/16/2025
T-Bill 0 12/26/2025	912797NU7	0.00	1,981,600.00	0.00	0.00	19,393.57		12/26/2025
T-Note 0.75 4/30/2026	91282CBW0	2,000,000.00	1,964,960.00	1,981,660.00	1,979,340.28	19,763.43	4.005	4/30/2026
T-Note 1.5 8/15/2026	9128282A7	2,000,000.00	0.00	1,974,740.00	1,972,366.99	8,763.04	3.766	8/15/2026
T-Note 4.25 12/31/2025	91282CJS1	0.00	2,001,400.00	0.00	0.00	20,678.97		12/31/2025
Sub Total/Average J5060 Sheriff - Commissary		24,248,228.61	25,621,193.40	24,165,818.61	24,158,637.88	245,439.77	3.506	
J5102 Sheriff - Special Investigative Fnd								
J5102 Sheriff - Special Investigations MM	D8575-JPM	419.53	416.45	419.53	419.53	3.08	2.650	N/A
LoneStar J5102 LGIP	LONESTARJ5102	92,532.30	91,581.62	92,532.30	92,532.30	950.68	3.936	N/A
Sub Total/Average J5102 Sheriff - Special Investigative Fnd		92,951.83	91,998.07	92,951.83	92,951.83	953.76	3.930	
K8201 Toll Road - Sr Ln Debt Service Reserve								
ANDOVER NY CENTRL SCH DIST 4 6/24/2026	034345DE5	7,600,000.00	7,697,720.80	7,656,620.00	7,640,655.93	55,348.21	2.850	6/24/2026
BOCES NY 2ND SUPERVISORY DIST 4.25 5/1/2026	096574BU1	6,800,000.00	6,867,911.60	6,834,952.00	6,830,678.19	49,532.84	2.851	5/1/2026
BRADFORD NY CENTRL SCH DIST 4 6/26/2026	104313FT3	9,000,000.00	9,088,353.00	9,048,330.00	9,050,820.00	64,435.00	2.801	6/26/2026
CALEDONIA-MUMFORD NY CENTRL SC 4 6/25/2026	129325FF8	8,500,000.00	8,586,003.00	8,547,260.00	8,547,714.76	60,860.12	2.801	6/25/2026
DALLAS TX ISD 5 2/15/2026	235308M67	2,000,000.00	2,013,900.00	2,005,320.00	2,005,122.33	15,033.12	2.876	2/15/2026
DUBLIN OH CITY SCH DIST 5 12/1/2025	26371GWW6	0.00	4,077,601.50	0.00	0.00	20,515.99		12/1/2025
GREENE NY CENTRL SCH DIST 3.75 7/24/2026	394720FN1	11,200,000.00	11,279,324.00	11,245,024.00	11,251,847.38	82,784.51	2.900	7/24/2026
HURST EULESS BEDFORD TX ISD 5 8/15/2026	447819JT1	1,000,000.00	1,022,040.00	1,015,160.00	1,013,323.61	7,215.12	2.763	8/15/2026
K8201 HCTRA Sr Ln Rev DSR MMF MM	BKNY1922-TRPXX	4,187,678.88	18,210,985.19	4,187,678.88	4,187,678.88	140,018.68	3.660	N/A
NEW BRAUNFELS TX UTIL REV 5 7/1/2026	642577ZS2	435,000.00	442,837.61	440,189.55	439,607.32	3,168.95	2.791	7/1/2026
SAN DIEGO CA CMNTY CLG DIST 5 8/1/2026	797272SA0	500,000.00	512,421.75	508,470.00	507,207.85	3,206.20	2.431	8/1/2026
TEXAS ST TRANSPRTN COMMISSION 5 4/1/2026	882830BL5	10,000,000.00	10,122,200.00	10,056,900.00	10,052,637.11	72,582.07	2.790	4/1/2026
UNIV OF TEXAS5 7/1/2026	915130AH1	1,000,000.00	1,018,377.00	1,011,780.00	1,010,800.15	7,179.48	2.754	7/1/2026
Sub Total/Average K8201 Toll Road - Sr Ln Debt Service Reserve		62,222,678.88	80,939,675.45	62,557,684.43	62,538,093.51	581,880.29	2.883	
K8202 Toll Road - First Ln Rev Debt Service Reserv								
FORT BEND TX INDEP SCH DIST 5 8/15/2026	346843WT8	3,000,000.00	3,064,054.50	3,045,720.00	3,031,911.20	24,926.27	3.238	8/15/2026
K8202 HCTRA First Ln DSR MMF MM	BKNY1923-TRPXX	32,917,743.12	31,414,171.14	32,917,743.12	32,917,743.12	310,416.71	3.660	N/A
TEXAS ST TRANSPRTN COMMISSION 5 4/1/2027	882830BM3	10,000,000.00	10,336,800.00	10,305,100.00	10,280,997.72	69,571.77	2.640	4/1/2027

Description	CUSIP/Ticker	Ending Face Amount/Shares	Beginning MV	Ending MV	Ending BV	Investment Income-BV	Ending YTM @ Cost	Maturity Date
Sub Total/Average K8202 Toll Road - First Ln Rev Debt Service Reserv								
		45,917,743.12	44,815,025.64	46,268,563.12	46,230,652.04	404,914.75	3.399	
K8203 Toll Road - Sr Ln Rev Debt Service								
K8203 HCTRA Sr Ln Rev DS MMF MM	BKNY1924-TRPXX	47,012,695.09	24,437,235.60	47,012,695.09	47,012,695.09	307,004.12	3.660	N/A
Sub Total/Average K8203 Toll Road - Sr Ln Rev Debt Service								
		47,012,695.09	24,437,235.60	47,012,695.09	47,012,695.09	307,004.12	3.660	
K8204 Toll Road - First Ln Rev Debt Service								
K8204 HCTRA First Ln DS MMF MM	BKNY1926-TRPXX	65,900,263.14	33,641,906.75	65,900,263.14	65,900,263.14	426,311.32	3.660	N/A
Sub Total/Average K8204 Toll Road - First Ln Rev Debt Service								
		65,900,263.14	33,641,906.75	65,900,263.14	65,900,263.14	426,311.32	3.660	
K8205 Toll Road - Tax Sub Ln Rev Debt Service								
K8205 HCTRA Subordinate Ln Rev DS MMF MM	BKNY1927-TRPXX	8,914,648.01	4,717,485.25	8,914,648.01	8,914,648.01	58,764.98	3.660	N/A
Sub Total/Average K8205 Toll Road - Tax Sub Ln Rev Debt Service								
		8,914,648.01	4,717,485.25	8,914,648.01	8,914,648.01	58,764.98	3.660	
K8206 Toll Road - CP Ser K Debt Svc								
K8206 - Toll Road - CP Series K Debt Svc MM	BKNY7289-TRPXX	25,594.15	18,588.95	25,594.15	25,594.15	2,961.97	3.660	N/A
Sub Total/Average K8206 Toll Road - CP Ser K Debt Svc								
		25,594.15	18,588.95	25,594.15	25,594.15	2,961.97	3.660	
P2010 Fire Marshall - State Forfeit Assets Ch 59								
P2010 Fire Marshall - Ch 59 State Forf MM	D6782-JPM	10.75	10.67	10.75	10.75	0.08	2.650	N/A
TexasCLASS P2010 LGIP	TXCLASSP2010	2,547.11	2,520.84	2,547.11	2,547.11	26.27	3.929	N/A
Sub Total/Average P2010 Fire Marshall - State Forfeit Assets Ch 59								
		2,557.86	2,531.51	2,557.86	2,557.86	26.35	3.924	
P2011 Fire Marshall - State Forfeit Assets Ch 18								
P2011 Fire Marshall - Ch 18 State Forf MM	D6907-JPM	25,656.29	53,849.36	25,656.29	25,656.29	308.81	2.650	N/A
TexasCLASS P2011 LGIP	TXCLASSP2011	86,814.67	85,918.47	86,814.67	86,814.67	896.20	3.929	N/A
Sub Total/Average P2011 Fire Marshall - State Forfeit Assets Ch 18								
		112,470.96	139,767.83	112,470.96	112,470.96	1,205.01	3.637	
R0999 HCTO - Tax Office Refund								
R0999 HCTO - Property Tax RefundMM	D6206-JPM	0.00	1,495.69	0.00	0.00	0.00		N/A
R0999 HCTO - Tax Office Refund Fidelity MMF MM	M7014-FIGXX	0.00	351,264.70	0.00	0.00	40.08		N/A
R0999 HCTO Refund Acct Sweep MM	M6206-MJGXX	49,585,458.41	57,790,343.24	49,585,458.41	49,585,458.41	466,289.10	3.275	N/A
R0999 Refund Acct MM	CADE-D7014	0.00	0.00	0.00	0.00	0.00		N/A
Sub Total/Average R0999 HCTO - Tax Office Refund								
		49,585,458.41	58,143,103.63	49,585,458.41	49,585,458.41	466,329.18	3.275	
R1015 HCTO - Automobile Inventory Tax								

Description	CUSIP/Ticker	Ending Face Amount/Shares	Beginning MV	Ending MV	Ending BV	Investment Income-BV	Ending YTM @ Cost	Maturity Date
BARCLAYS US CCP 0 12/31/2025	06741FZX8	0.00	29,692,800.00	0.00	0.00	323,168.84		12/31/2025
R1015 1999 Auto Inventory Tax Acct MM	CADE-D7161	0.00	0.00	0.00	0.00	0.00		N/A
R1015 HCTO - Special Inventory Tax MM	D6792-JPM	12,380,280.16	10,960,468.59	12,380,280.16	12,380,280.16	55,141.60	2.650	N/A
R1015 HCTO 1999 Automobile Inventory Tax Account F	M7161-FIGXX	0.00	78,982.92	0.00	0.00	962.04		N/A
R1015 US Bank Open CP MM	OPENCPR1015	40,000,000.00	0.00	40,000,000.00	40,000,000.00	4,776.84	3.250	N/A
SUMITOMO MIT/SINGAPORE 0 12/31/2025	86564YZX3	0.00	0.00	0.00	0.00	91,111.11		12/31/2025
Sub Total/Average R1015 HCTO - Automobile Inventory Tax		52,380,280.16	40,732,251.51	52,380,280.16	52,380,280.16	475,160.43	3.108	
R1016 HCTO - SOS Ch 19								
R1016 HCTO - Chapter 19 MM	D6766-JPM	1,240.89	1,231.80	1,240.89	1,240.89	9.09	2.650	N/A
Sub Total/Average R1016 HCTO - SOS Ch 19		1,240.89	1,231.80	1,240.89	1,240.89	9.09	2.650	
R4008 HCTO - Tax Office DDA MMF								
C1040 HC Restricted Tax Ttee Sweep MM	M9117-MJGXX	0.00	15,048,514.67	0.00	0.00	0.00		N/A
R4008 2006 Tax Acct MM	CADE-D7182	148,677.87	0.00	148,677.87	148,677.87	0.00	0.000	N/A
R4008 2006 Tax Acct MMF MM	M7182-FIGXX	0.00	3,954,537.95	0.00	0.00	19,870.97		N/A
R4008 ENG Tax and Trustee Real Estate MM	D8180-JPM	502,358.02	501,355.52	502,358.02	502,358.02	3,692.43	2.650	N/A
R4008 HCTO - Automobile Credit Card MM	D1063-JPM	5,831,228.77	5,886,601.89	5,831,228.77	5,831,228.77	45,235.16	2.650	N/A
R4008 HCTO - Change Order MM	D9887-JPM	17,500.00	22,050.00	17,500.00	17,500.00	0.00	0.000	N/A
R4008 HCTO - General Property Tax MM	D1196-JPM	1,464,868,132.02	440,690.59	1,464,868,132.02	1,464,868,132.02	286,421.71	2.650	N/A
R4008 HCTO - Misc RefundsMM	D6677-JPM	56,339.94	776.60	56,339.94	56,339.94	311.35	2.650	N/A
R4008 HCTO 2006 Tax Acct Sweep MM	M1196-OGVXX	0.00	23,447,972.84	0.00	0.00	11,763.98		N/A
R4008 HCTO Gen Property Tax Sweep MM	M2961-OGVXX	504,567,650.12	0.00	504,567,650.12	504,567,650.12	745,325.97	3.680	N/A
Sub Total/Average R4008 HCTO - Tax Office DDA MMF		1,975,991,886.74	49,302,500.06	1,975,991,886.74	1,975,991,886.74	1,112,621.57	2.913	
R4100 HCTO - 2004 Tax Account								
R4100 HCTO - Automobile ACH MM	D6131-JPM	1,002,315.93	1,409.98	1,002,315.93	1,002,315.93	7,259.46	2.650	N/A
R4100 HCTO 2004 Tax Acct Sweep MM	M6131-OGVXX	0.00	2,794,511.67	0.00	0.00	941.52		N/A
R4100 HCTO Automobile ACH Sweep MM	M2960-OGVXX	3,066,895.26	0.00	3,066,895.26	3,066,895.26	58,158.06	3.680	N/A
Sub Total/Average R4100 HCTO - 2004 Tax Account		4,069,211.19	2,795,921.65	4,069,211.19	4,069,211.19	66,359.04	3.426	
R4101 HCTO - 2005 Tax Account								
R4101 2005 Tax Acct MM	CADE-D7203	0.00	292.42	0.00	0.00	0.00		N/A
R4101 HCTO - Misc Fees MM	D9762-JPM	110,811.03	20,895.43	110,811.03	110,811.03	232.85	2.650	N/A
Sub Total/Average R4101 HCTO - 2005 Tax Account		110,811.03	21,187.85	110,811.03	110,811.03	232.85	2.650	
R4102 HCTO - Hot Boat Beer Wine Liquor Fees								
R4102 HCTO - Permit Fees MM	D0271-JPM	41,119.35	152,510.90	41,119.35	41,119.35	471.51	2.650	N/A

Description	CUSIP/Ticker	Ending Face Amount/Shares	Beginning MV	Ending MV	Ending BV	Investment Income-BV	Ending YTM @ Cost	Maturity Date
Sub Total/Average R4102 HCTO - Hot Boat Beer Wine Liquor Fees		41,119.35	152,510.90	41,119.35	41,119.35	471.51	2.650	
R4103 HCTO - Auto Highway Rts								
R4103 HCTO - Automobile DMV MM	D0388-JPM	725,115.07	1,218,491.67	725,115.07	725,115.07	4,059.26	2.650	N/A
Sub Total/Average R4103 HCTO - Auto Highway Rts		725,115.07	1,218,491.67	725,115.07	725,115.07	4,059.26	2.650	
R4104 HCTO - General Automobile Rts								
R4104 HCTO - General Automobile MM	D0180-JPM	10,606,743.85	-4,786,803.50	10,606,743.85	10,606,743.85	64,900.73	2.650	N/A
R4104 HCTO General Auto Sweep MM	M0180-OGVXX	0.00	22,470,512.47	0.00	0.00	15,206.68		N/A
R4104 HCTO General Automobile Sweep MM	M2964-OGVXX	19,567,986.57	0.00	19,567,986.57	19,567,986.57	230,526.57	3.680	N/A
R4104 HCTO - General Automobile Rts Fidelity MM	M7084-FIGXX	0.00	257,872.05	0.00	0.00	30.03		N/A
Sub Total/Average R4104 HCTO - General Automobile Rts		30,174,730.42	17,941,581.02	30,174,730.42	30,174,730.42	310,664.01	3.318	
R4105 HCTO - Hotel Motel Special Tax Account								
R4105 HCTO - Hotel TaxMM	D0792-JPM	303,228.75	298,366.11	303,228.75	303,228.75	12,648.12	2.650	N/A
R4105 Hotel Motel Spcl Tax Acct MM	CADE-D7154	0.00	0.00	0.00	0.00	0.00		N/A
R4105 HCTO - Hotel Motel Special Tax Account Fidel	M7154-FIGXX	0.00	125,312.87	0.00	0.00	5,281.96		N/A
Sub Total/Average R4105 HCTO - Hotel Motel Special Tax Account		303,228.75	423,678.98	303,228.75	303,228.75	17,930.08	2.650	
R4106 HCTO - Motor Vehicle Sales Rts								
R4106 HCTO - Motor Vehicle Sales Tax MM	D0685-JPM	5,104,057.28	4,717,701.99	5,104,057.28	5,104,057.28	98,972.32	2.650	N/A
R4106 HCTO Motor Vehicle Sales Sweep MM	M0685-OGVXX	0.00	4,757,890.18	0.00	0.00	5,986.40		N/A
Sub Total/Average R4106 HCTO - Motor Vehicle Sales Rts		5,104,057.28	9,475,592.17	5,104,057.28	5,104,057.28	104,958.72	2.650	
R4107 HCTO - Prop Tax Overpayments								
R4107 HCTO - Property Tax Overpayment MM	D0537-JPM	1,002,319.10	0.01	1,002,319.10	1,002,319.10	6,934.76	2.650	N/A
R4107 HCTO Prop Tax Overpay Acct Sweep MM	M0537-OGVXX	0.00	66,998,368.87	0.00	0.00	37,072.30		N/A
R4107 HCTO Prop Tax Overpay Sweep MM	M2962-OGVXX	85,460,814.52	0.00	85,460,814.52	85,460,814.52	606,780.41	3.680	N/A
Sub Total/Average R4107 HCTO - Prop Tax Overpayments		86,463,133.62	66,998,368.88	86,463,133.62	86,463,133.62	650,787.47	3.668	
R4109 HCTO - Suspense								
R4008 Suspense Acct MM	CADE-D7021	0.00	8,833.37	0.00	0.00	0.00		N/A
R4109 HCTO - Suspense MM	D6727-JPM	155,288,780.88	16,925.13	155,288,780.88	155,288,780.88	12,420.16	2.650	N/A
Sub Total/Average R4109 HCTO - Suspense		155,288,780.88	25,758.50	155,288,780.88	155,288,780.88	12,420.16	2.650	

Description	CUSIP/Ticker	Ending Face Amount/Shares	Beginning MV	Ending MV	Ending BV	Investment Income-BV	Ending YTM @ Cost	Maturity Date
TexasCLASS X2165 LGIP	TXCLASSX2165	449,341.44	492,553.25	449,341.44	449,341.44	4,788.19	3.929	N/A
X2165 Comm. Court - Ch 59 State Forf Assets MM	D7558-JPM	1,658.38	1,008.70	1,658.38	1,658.38	16.38	2.650	N/A
Sub Total/Average X2165 Commissioners Court Ch 59		450,999.82	493,561.95	450,999.82	450,999.82	4,804.57	3.924	
Y5912 Metro - Street Improvement								
LoneStar Y5912 LGIP	LONESTARY5912	0.01	0.01	0.01	0.01	0.00	3.936	N/A
TexasCLASS Y5912 LGIP	TXCLASSY5912	1,189,110.85	1,176,836.00	1,189,110.85	1,189,110.85	12,274.85	3.929	N/A
Y5912 Metro Mobility - Improvement Proj MM	D6873-JPM	277,909.63	266,999.18	277,909.63	277,909.63	1,977.55	2.650	N/A
Sub Total/Average Y5912 Metro - Street Improvement		1,467,020.49	1,443,835.19	1,467,020.49	1,467,020.49	14,252.40	3.687	
Y5913 Metro - General Mobility Program								
DENTON TX ISD UT GO *PSF* 5 8/15/2026	249002JM9	9,770,000.00	9,884,406.70	9,850,895.60	9,834,515.84	97,334.55	3.856	8/15/2026
FFCB 1.5 1/13/2027	3133ENKV1	2,950,000.00	0.00	2,889,672.50	2,891,341.47	20,765.30	3.481	1/13/2027
FFCB 4.44 4/30/2029-26	3133ETEX1	19,000,000.00	19,033,060.00	19,028,690.00	19,000,000.00	210,900.00	4.440	4/30/2029
FFCB 4.5 3/26/2027	3133EP6K6	1,000,000.00	1,011,750.00	1,011,790.00	1,000,660.90	11,239.58	4.442	3/26/2027
FHLB 3 3/10/2028	313382GT4	500,000.00	492,615.00	494,745.00	484,949.84	5,522.44	4.527	3/10/2028
FHLB 3.8 9/30/2027-26	3130B8AW2	12,000,000.00	0.00	12,002,280.00	12,000,000.00	88,666.67	3.800	9/30/2027
FHLB 3.935 1/29/2027-26	3130B8MK5	8,000,000.00	0.00	8,001,200.00	8,000,000.00	37,601.11	3.935	1/29/2027
FHLB 4 6/15/2027-25	3130B7TF1	0.00	12,971,920.00	0.00	0.00	108,333.34		6/15/2027
FHLB 4.25 1/14/2026-25	3130B4FZ9	0.00	8,000,720.00	0.00	0.00	14,376.07		1/14/2026
FHLB 4.3 1/7/2027-25	3130B6XC5	0.00	5,000,250.00	0.00	0.00	4,180.56		1/7/2027
FHLB 4.425 2/26/2027-25	3130B7B78	0.00	8,485,720.00	0.00	0.00	29,254.17		2/26/2027
FHLMC 0.58 4/15/2026	3134GWZC3	3,000,000.00	2,947,560.00	2,973,570.00	2,969,589.73	31,043.52	4.315	4/15/2026
FHLMC 3.68 11/30/2026-26	3134HB2K6	4,000,000.00	0.00	3,998,600.00	4,000,000.00	28,213.33	3.680	11/30/2026
FHLMC 4.02 4/13/2028-26	3134HB7L9	9,500,000.00	0.00	9,501,900.00	9,500,000.00	46,676.67	4.020	4/13/2028
FHLMC 4.025 1/26/2028-26	3134HCAT6	5,000,000.00	0.00	4,995,750.00	5,000,000.00	19,565.97	4.025	1/26/2028
FHLMC 4.07 12/13/2027-26	3134HCAW9	7,500,000.00	0.00	7,495,950.00	7,500,000.00	33,916.67	4.070	12/13/2027
ROYAL BANK OF CANADA NY 0 6/10/2026	78015DFA3	2,000,000.00	0.00	1,966,520.00	1,966,615.28	16,066.40	3.835	6/10/2026
T-Bill 0 4/23/2026	912797SM0	5,000,000.00	0.00	4,945,550.00	4,945,187.15	0.00	3.580	4/23/2026
TexasCLASS Y5913 LGIP	TXCLASSY5913	8,448,261.07	8,361,051.73	8,448,261.07	8,448,261.07	87,209.34	3.929	N/A
T-Note 0.25 10/31/2025	91282CAT8	0.00	4,984,200.00	0.00	0.00	18,528.54		10/31/2025
T-Note 0.5 2/28/2026	91282CBQ3	3,000,000.00	2,958,390.00	2,984,370.00	2,980,565.65	34,116.56	4.775	2/28/2026
T-Note 0.75 5/31/2026	91282CCF6	3,300,000.00	3,233,802.00	3,262,017.00	3,256,927.53	32,650.61	3.994	5/31/2026
T-Note 1.125 8/31/2028	91282CCV1	2,000,000.00	1,862,420.00	1,878,820.00	1,841,730.04	20,667.76	4.468	8/31/2028
T-Note 1.25 12/31/2026	91282CDQ1	4,000,000.00	0.00	3,911,400.00	3,910,774.08	27,431.69	3.551	12/31/2026
T-Note 1.25 3/31/2028	91282CBS9	500,000.00	471,955.00	475,880.00	467,377.10	5,235.35	4.478	3/31/2028
T-Note 1.375 10/31/2028	91282CDF5	3,000,000.00	2,803,350.00	2,826,330.00	2,767,138.40	31,124.63	4.459	10/31/2028
T-Note 1.625 2/15/2026	912828P46	3,000,000.00	2,974,350.00	2,992,500.00	2,991,038.04	30,509.73	4.105	2/15/2026

Description	CUSIP/Ticker	Ending Face Amount/Shares	Beginning MV	Ending MV	Ending BV	Investment Income-BV	Ending YTM @ Cost	Maturity Date
T-Note 1.625 5/15/2026	912828R36	1,000,000.00	986,710.00	992,970.00	989,113.65	11,570.38	4.764	5/15/2026
T-Note 1.625 5/15/2026	912828R36	4,000,000.00	3,946,840.00	3,971,880.00	3,965,038.33	40,388.21	4.060	5/15/2026
T-Note 1.875 2/28/2027	91282CEC1	5,000,000.00	0.00	4,907,600.00	4,907,415.08	3,822.84	3.513	2/28/2027
T-Note 2.25 11/15/2025	912828M56	0.00	9,978,900.00	0.00	0.00	56,137.80		11/15/2025
T-Note 2.25 3/31/2026	9128286L9	3,000,000.00	2,976,810.00	2,990,130.00	2,982,777.11	34,666.06	4.738	3/31/2026
T-Note 2.625 1/31/2026	9128286A3	3,000,000.00	2,986,680.00	2,997,300.00	2,994,813.50	35,079.68	4.796	1/31/2026
T-Note 3.5 9/30/2026	91282CLP4	4,000,000.00	0.00	3,997,080.00	3,996,580.46	30,186.23	3.616	9/30/2026
T-Note 3.875 1/15/2026	91282CGE5	5,000,000.00	4,998,500.00	5,000,200.00	4,999,316.41	52,929.69	4.244	1/15/2026
T-Note 4 12/15/2025	91282CGA3	0.00	3,000,090.00	0.00	0.00	31,005.85		12/15/2025
T-Note 4.125 6/15/2026	91282CHH7	2,000,000.00	2,004,640.00	2,005,560.00	1,999,649.49	20,951.77	4.165	6/15/2026
T-Note 4.25 10/15/2025	91282CFP1	0.00	3,000,000.00	0.00	0.00	6,197.15		10/15/2025
T-Note 4.25 12/31/2025	91282CJS1	0.00	3,002,100.00	0.00	0.00	31,327.52		12/31/2025
T-Note 4.5 11/15/2025	91282CFW6	0.00	3,001,290.00	0.00	0.00	18,745.07		11/15/2025
T-Note 4.5 4/15/2027	91282CKJ9	9,500,000.00	9,617,230.00	9,616,945.00	9,586,145.43	91,054.71	3.765	4/15/2027
T-Note 4.5 7/15/2026	91282CHM6	5,000,000.00	5,027,850.00	5,025,650.00	5,004,705.11	54,030.15	4.313	7/15/2026
T-Note 4.625 10/15/2026	91282CJC6	5,000,000.00	5,046,250.00	5,040,300.00	5,036,086.09	46,828.06	3.680	10/15/2026
Y5913 Metro Mobility - General MobilityMM	D7012-JPM	5,633,026.91	1,682,733.12	5,633,026.91	5,633,026.91	28,119.20	2.650	N/A
Y5913 US Bank Open CP MM	OPENCPY5913	12,208,375.31	25,565,320.56	12,208,375.31	12,208,375.31	179,104.07	3.250	N/A
Sub Total/Average Y5913 Metro - General Mobility Program		180,809,663.29	182,299,464.11	180,323,708.39	180,059,715.00	1,863,275.00	3.929	
Z5200 Constable - Pct 1 Fed Forfeit Assets US Just								
Z5200 Constables - Pct 1 USJ Fed Forf Assets MM	D8911-JPM	135,495.95	134,503.02	135,495.95	135,495.95	992.93	2.650	N/A
Sub Total/Average Z5200 Constable - Pct 1 Fed Forfeit Assets US Just		135,495.95	134,503.02	135,495.95	135,495.95	992.93	2.650	
Z5201 Constable - Pct 1 Fed Forfeit Assets US Trea								
Z5201 Constables - Pct 1 US Tsy Fed Forf Assets MM	D0512-JPM	289.38	2,172.65	289.38	289.38	4.72	2.650	N/A
Sub Total/Average Z5201 Constable - Pct 1 Fed Forfeit Assets US Trea		289.38	2,172.65	289.38	289.38	4.72	2.650	
Z5202 Constable - Pct 1 State Forfeit Assets Ch 18								
TexasCLASS Z5202 LGIP	TXCLASSZ5202	686,103.58	679,021.09	686,103.58	686,103.58	7,082.49	3.929	N/A
Z5202 Constables - Pct 1 Ch 18 State Forf Assets M	D6865-JPM	309,965.42	93,432.37	309,965.42	309,965.42	846.68	2.650	N/A
Sub Total/Average Z5202 Constable - Pct 1 State Forfeit Assets Ch 18		996,069.00	772,453.46	996,069.00	996,069.00	7,929.17	3.531	
Z5203 Constable - Pct 1 State Forfeit Assets Ch 59								
TexasCLASS Z5203 LGIP	TXCLASSZ5203	142,675.46	141,202.66	142,675.46	142,675.46	1,472.80	3.929	N/A
Z5203 Constables - Pct 1 Ch 59 State Forf Assets M	D8879-JPM	8,804.65	1,752.37	8,804.65	8,804.65	59.38	2.650	N/A

Description	CUSIP/Ticker	Ending Face Amount/Shares	Beginning MV	Ending MV	Ending BV	Investment Income-BV	Ending YTM @ Cost	Maturity Date
Sub Total/Average Z5203 Constable - Pct 1 State Forfeit Assets Ch 59		151,480.11	142,955.03	151,480.11	151,480.11	1,532.18	3.855	
Z5204 Constable - Pct 2 Fed Forfeit Assets US Just								
Z5204 Constables - Pct 2 USJ Fed Forf Assets MM	D0868-JPM	572,248.15	450,722.81	572,248.15	572,248.15	3,408.12	2.650	N/A
Sub Total/Average Z5204 Constable - Pct 2 Fed Forfeit Assets US Just		572,248.15	450,722.81	572,248.15	572,248.15	3,408.12	2.650	
Z5205 Constable - Pct 2 Fed Forfeit Assets US Trea								
Z5205 Constables - Pct 2 US Tsy Fed Forf Assets MM	D5008-JPM	11.82	11.73	11.82	11.82	0.09	2.650	N/A
Sub Total/Average Z5205 Constable - Pct 2 Fed Forfeit Assets US Trea		11.82	11.73	11.82	11.82	0.09	2.650	
Z5206 Constable - Pct 2 State Forfeit Assets Ch 18								
TexasCLASS Z5206 LGIP	TXCLASSZ5206	73,924.35	73,161.23	73,924.35	73,924.35	763.12	3.929	N/A
Z5206 Constables - Pct 2 Ch 18 State Forf Assets M	D8622-JPM	37.28	37.00	37.28	37.28	0.28	2.650	N/A
Sub Total/Average Z5206 Constable - Pct 2 State Forfeit Assets Ch 18		73,961.63	73,198.23	73,961.63	73,961.63	763.40	3.929	
Z5207 Constable - Pct 2 State Forfeit Assets Ch 59								
TexasCLASS Z5207 LGIP	TXCLASSZ5207	261,229.67	258,533.10	261,229.67	261,229.67	2,696.57	3.929	N/A
Z5207 Constables - Pct 2 Ch 59 State Forf Assets M	D7079-JPM	39,546.05	39,256.25	39,546.05	39,546.05	289.80	2.650	N/A
Sub Total/Average Z5207 Constable - Pct 2 State Forfeit Assets Ch 59		300,775.72	297,789.35	300,775.72	300,775.72	2,986.37	3.761	
Z5208 Constable - Pct 3 Fed Forfeit Assets US Just								
Z5208 Constables - Pct 3 USJ Fed Forf Assets MM	D7103-JPM	118,492.28	125,928.98	118,492.28	118,492.28	892.71	2.650	N/A
Sub Total/Average Z5208 Constable - Pct 3 Fed Forfeit Assets US Just		118,492.28	125,928.98	118,492.28	118,492.28	892.71	2.650	
Z5210 Constable - Pct 3 State Forfeit Assets Ch 18								
TexasCLASS Z5210 LGIP	TXCLASSZ5210	4,586.64	5,537.58	4,586.64	4,586.64	49.06	3.929	N/A
Z5210 Constables - Pct 3 Ch 18 State Forf Assets M	D7129-JPM	942.01	11.77	942.01	942.01	5.71	2.650	N/A
Sub Total/Average Z5210 Constable - Pct 3 State Forfeit Assets Ch 18		5,528.65	5,549.35	5,528.65	5,528.65	54.77	3.711	
Z5211 Constable - Pct 3 State Forfeit Assets Ch 59								
Z5211 Constables - Pct 3 Ch 59 State Forf Assets M	D8861-JPM	1,165.71	1,221.65	1,165.71	1,165.71	16.21	2.650	N/A
Sub Total/Average Z5211 Constable - Pct 3 State Forfeit Assets Ch 59		1,165.71	1,221.65	1,165.71	1,165.71	16.21	2.650	

Description	CUSIP/Ticker	Ending Face Amount/Shares	Beginning MV	Ending MV	Ending BV	Investment Income-BV	Ending YTM @ Cost	Maturity Date
Z5212 Constable - Pct 4 Fed Forfeit Assets US Just								
Z5212 Constables - Pct 4 USJ Fed Forf Assets MM	D1536-JPM	81,086.98	80,492.76	81,086.98	81,086.98	594.22	2.650	N/A
Sub Total/Average Z5212 Constable - Pct 4 Fed Forfeit Assets US Just		81,086.98	80,492.76	81,086.98	81,086.98	594.22	2.650	
Z5213 Constable - Pct 4 Fed Forfeit Assets US Trea								
Z5213 Constables - Pct 4 US Tsy Fed Forf Assets MM	D1593-JPM	1,420.40	1,409.99	1,420.40	1,420.40	10.41	2.650	N/A
Sub Total/Average Z5213 Constable - Pct 4 Fed Forfeit Assets US Trea		1,420.40	1,409.99	1,420.40	1,420.40	10.41	2.650	
Z5214 Constable - Pct 4 State Forfeit Assets Ch 18								
TexasCLASS Z5214 LGIP	TXCLASSZ5214	1,186,928.58	1,174,676.18	1,186,928.58	1,186,928.58	12,252.40	3.929	N/A
Z5214 Constables - Pct 4 Ch 18 State Forf Assets M	D9281-JPM	67,876.43	35,974.24	67,876.43	67,876.43	421.56	2.650	N/A
Sub Total/Average Z5214 Constable - Pct 4 State Forfeit Assets Ch 18		1,254,805.01	1,210,650.42	1,254,805.01	1,254,805.01	12,673.96	3.860	
Z5215 Constable - Pct 4 State Forfeit Assests Ch 5								
TexasCLASS Z5215 LGIP	TXCLASSZ5215	371,155.76	367,324.42	371,155.76	371,155.76	3,831.34	3.929	N/A
Z5215 Constables - Pct 4 Ch 59 State Forf Assets M	D9265-JPM	17,156.57	17,551.06	17,156.57	17,156.57	163.81	2.650	N/A
Sub Total/Average Z5215 Constable - Pct 4 State Forfeit Assests Ch 5		388,312.33	384,875.48	388,312.33	388,312.33	3,995.15	3.873	
Z5216 Constable - Pct 5 Fed Forfeit Assets US Just								
Z5216 Constables - Pct 5 USJ Fed Forf Assets MM	D1890-JPM	645,033.29	600,736.45	645,033.29	645,033.29	4,584.11	2.650	N/A
Sub Total/Average Z5216 Constable - Pct 5 Fed Forfeit Assets US Just		645,033.29	600,736.45	645,033.29	645,033.29	4,584.11	2.650	
Z5217 Constable - Pct 5 Fed Forfeit Assets US Trea								
Z5217 Constables - Pct 5 US Tsy Fed Forf Assets MM	D1965-JPM	1,133.73	1,125.42	1,133.73	1,133.73	8.31	2.650	N/A
Sub Total/Average Z5217 Constable - Pct 5 Fed Forfeit Assets US Trea		1,133.73	1,125.42	1,133.73	1,133.73	8.31	2.650	
Z5218 Constable - Pct 5 State Forfeit Assets Ch 18								
TexasCLASS Z5218 LGIP	TXCLASSZ5218	232,650.24	240,198.93	232,650.24	232,650.24	2,451.31	3.929	N/A
Z5218 Constables - Pct 5 Ch 18 State Forf Assets M	D8630-JPM	349.80	920.16	349.80	349.80	4.64	2.650	N/A
Sub Total/Average Z5218 Constable - Pct 5 State Forfeit Assets Ch 18		233,000.04	241,119.09	233,000.04	233,000.04	2,455.95	3.927	
Z5219 Constable - Pct 5 State Forfeit Assets Ch 59								
TexasCLASS Z5219 LGIP	TXCLASSZ5219	1,198,501.92	1,186,130.09	1,198,501.92	1,198,501.92	12,371.83	3.929	N/A

Description	CUSIP/Ticker	Ending Face Amount/Shares	Beginning MV	Ending MV	Ending BV	Investment Income-BV	Ending YTM @ Cost	Maturity Date
Z5219 Constables - Pct 5 Ch 59 State Forf Assets M	D0269-JPM	39,074.29	31,294.23	39,074.29	39,074.29	255.06	2.650	N/A
Sub Total/Average Z5219 Constable - Pct 5 State Forfeit Assets Ch 59		1,237,576.21	1,217,424.32	1,237,576.21	1,237,576.21	12,626.89	3.889	
Z5220 Constable - Pct 6 State Forfeit Assets Ch 18								
TexasCLASS Z5220 LGIP	TXCLASSZ5220	9,584.19	9,485.30	9,584.19	9,584.19	98.89	3.929	N/A
Z5220 Constables - Pct 6 Ch 18 State Forf Assets M	D0228-JPM	14.86	14.75	14.86	14.86	0.11	2.650	N/A
Sub Total/Average Z5220 Constable - Pct 6 State Forfeit Assets Ch 18		9,599.05	9,500.05	9,599.05	9,599.05	99.00	3.927	
Z5221 Constable - Pct 6 State Forfeit Assets Ch 59								
TexasCLASS Z5221 LGIP	TXCLASSZ5221	46,159.12	45,682.61	46,159.12	46,159.12	476.51	3.929	N/A
Z5221 Constables - Pct 6 Ch 59 State Forf Assets M	D0322-JPM	10,777.33	12,634.49	10,777.33	10,777.33	84.62	2.650	N/A
Sub Total/Average Z5221 Constable - Pct 6 State Forfeit Assets Ch 59		56,936.45	58,317.10	56,936.45	56,936.45	561.13	3.687	
Z5222 Constable - Pct 7 St Forfeit Assets Ch 59								
TexasCLASS Z5222 LGIP	TXCLASSZ5222	35,277.03	34,912.86	35,277.03	35,277.03	364.17	3.929	N/A
Z5222 Constables - Pct 7 Ch 59 State Forf Assets M	D0736-JPM	865.85	859.51	865.85	865.85	6.34	2.650	N/A
Sub Total/Average Z5222 Constable - Pct 7 St Forfeit Assets Ch 59		36,142.88	35,772.37	36,142.88	36,142.88	370.51	3.899	
Z5223 Constable - Pct 8 St Forfeit Assets Ch 59								
TexasCLASS Z5223 LGIP	TXCLASSZ5223	167,442.63	165,714.19	167,442.63	167,442.63	1,728.44	3.929	N/A
Z5223 Constables - Pct 8 Ch 59 State Forf Assets M	D1379-JPM	24,410.26	2,875.25	24,410.26	24,410.26	192.06	2.650	N/A
Sub Total/Average Z5223 Constable - Pct 8 St Forfeit Assets Ch 59		191,852.89	168,589.44	191,852.89	191,852.89	1,920.50	3.766	
Z5225 Constable - CPct 8 US Justice Fed Forf Asset								
Z5225 CPct 8 US Justice Fed Forf AssetsMM	D3912-JPM	4,822.87	4,787.53	4,822.87	4,822.87	35.34	2.650	N/A
Sub Total/Average Z5225 Constable - CPct 8 US Justice Fed Forf Asset		4,822.87	4,787.53	4,822.87	4,822.87	35.34	2.650	
Z5226 Constable - Pct 8 Human Trafficking FFA								
Z5226 HC Constable Precinct 8 Human Trafficking FF	D2877-JPM	3,067.91	3,045.42	3,067.91	3,067.91	22.49	2.650	N/A
Sub Total/Average Z5226 Constable - Pct 8 Human Trafficking FFA		3,067.91	3,045.42	3,067.91	3,067.91	22.49	2.650	
Z5227 Constable - CPct 6 US Justice Fed Forf Asse								
Z5227 CPct 6 US Just Fed Forf Assets DDA MM	D5073-JPM	9,499.05	9,429.44	9,499.05	9,499.05	69.61	2.650	N/A

Description	CUSIP/Ticker	Ending Face Amount/Shares	Beginning MV	Ending MV	Ending BV	Investment Income-BV	Ending YTM @ Cost	Maturity Date
Sub Total/Average Z5227 Constable - CPct 6 US Justice Fed Forf Asse		9,499.05	9,429.44	9,499.05	9,499.05	69.61	2.650	
Z5228 Constable - CPct1 Human Trafficking								
Z5228 Constables - CPct1 Human Trafficking MM	D7350-JPM	6,060.78	6,060.78	6,060.78	6,060.78	0.00	0.000	N/A
Sub Total/Average Z5228 Constable - CPct1 Human Trafficking		6,060.78	6,060.78	6,060.78	6,060.78	0.00	0.000	
Total / Average*		7,175,571,903.23	5,541,272,176.23	7,160,388,755.23	7,158,003,821.42	51,572,298.39	3.465	



Summary of Other Entities' Current Portfolios

Begin Date: 9/30/2025, End Date: 12/31/2025

Description	Ending Face Amount/Shares	Beginning MV	Ending MV	Ending BV	Investment Income-BV	Ending YTM @ Cost
911 Emergency Network	71,912,211.07	74,553,138.69	71,446,561.07	71,415,279.71	711,355.27	3.629
Community Services Department	40,795,854.42	42,055,135.89	40,793,709.42	40,793,326.64	383,736.15	3.517
Community Supervision and Corr	39,087,751.66	35,446,073.67	38,878,911.66	38,871,692.73	334,959.96	3.561
County Clerk	80,993,509.35	84,764,059.24	80,993,509.35	80,993,509.35	822,113.89	3.806
District Clerk	120,508,360.52	114,080,975.83	120,559,410.52	120,456,233.76	1,188,173.24	3.846
Harris Health*	1,727,216,534.70	2,200,489,279.36	1,724,755,184.70	1,724,752,289.76	19,084,839.98	3.536
Juvenile Probation	30,860,985.62	16,510,230.32	30,758,825.62	30,754,341.37	259,654.34	3.482
Sports Authority	221,851,446.00	250,388,677.98	220,671,885.00	220,767,344.15	2,216,382.75	3.652
Total / Average *	2,333,226,653.34	2,818,287,570.98	2,328,857,997.34	2,328,804,017.47	25,001,215.58	3.575

*Revisions reflect funds transferred between accounts, with supporting statements received after the initial report was prepared.